

Appendix P-1:

Demonstrative Exhibit Regarding CPI Increase in Prior Law

Appx. P-1 is a demonstrative chart created using Appx. P-2 and Appx. P-3 and illustrating that the State did not increase FY10 education funding based on CPI.

CPI Increase in Prior Law

| | |
|--|----------------------|
| 2008-2009 General State Aid | \$2,210,535,127 |
| Necessary Increase at 3.64% CPI-U | <u>\$80,463,479</u> |
| 2009-2010 General State Aid Required per K.S.A. 72-64c04 | \$2,290,998,606 |
| Actual 2009-2010 General State Aid | \$1,929,618,677 |
| ARRA (Federal) to General Fund | <u>\$138,693,703</u> |
| Actual 2009-2010 General State Aid if ARRA included | \$2,068,312,380 |
| Amount Short of CPI Increase: | <u>\$222,686,226</u> |

Appendix P-2:

General State Aid/Supplemental General State Aid for Kansas

USD's 2008-2009

Appendix P-2: General State Aid/Supplemental General State Aid for Kansas USD's 2008-2009, at 2017ADEQ00091 (this information is publically available at http://www.ksde.org/Portals/0/School%20Finance/reports_and_publications/General%20State%20Aid/2008-2009GenStateAid.xls). It is appropriate to take judicial notice of this report, and Plaintiffs respectfully request that this Court do so. K.S.A. 60-409(b)(4); K.S.A. 60-412(c).

| GENERAL STATE AID/SUPPLEMENTAL GENERAL STATE AID FOR KANSAS USD'S 2008-2009 | | | | | | | | | | | | | |
|--|-------------|------------------------|-----------------------------------|----------------------------|----------------------|----------------------|--------------------|---------------------------|---|-------------------------------|----------------------------|--|--------------------------------------|
| USD# | COUNTY NAME | USD NAME | FTE Enrollment (includes MILT) | WEIGHTED FTE ENROLL. | GENERAL STATE AID | SPECIAL EDUCATION | STATE AID TOTAL | GENERAL FUND BUDGET | % OF TOTAL STATE AID to GEN. FUND BUDGET | SUPP. GENERAL STATE AID | SUPP. GENERAL BUDGET | % OF SUPP. STATE AID TO SUPP. GEN. BUDGET | GENERAL STATE AID PER PUPIL |
| D0101 | Neosho | Erie | 547.3 | 1,191.2 | 3,556,816 | 731,167 | 4,287,983 | 5,241,280 | 81.81% | 660,535 | 1,582,498 | 41.74% | 6,498.84 |
| D0102 | Gray | Cimarron-Ensign | 650.0 | 1,191.9 | 4,109,220 | 538,383 | 4,647,603 | 5,244,360 | 88.62% | 295,583 | 675,000 | 43.79% | 6,321.88 |
| D0103 | Cheyenne | Cheylin | 130.5 | 368.8 | 1,079,704 | 190,255 | 1,269,959 | 1,622,720 | 78.26% | 0 | 435,325 | 0.00% | 8,273.59 |
| D0105 | Rawlins | Rawlins County | 317.5 | 632.3 | 2,001,074 | 333,603 | 2,334,677 | 2,782,120 | 83.92% | 146,981 | 778,500 | 18.88% | 6,302.60 |
| D0106 | Ness | Western Plains | 160.2 | 405.7 | 850,283 | 151,342 | 1,001,625 | 1,785,080 | 56.11% | 0 | 489,229 | 0.00% | 5,307.63 |
| D0107 | Jewell | Rock Hills | 265.0 | 580.2 | 2,353,691 | 267,171 | 2,620,862 | 3,042,231 | 86.15% | 387,976 | 912,669 | 42.51% | 8,881.85 |
| D0108 | Washington | Washington Co. Schools | 400.5 | 825.0 | 3,000,703 | 548,331 | 3,549,034 | 4,023,016 | 88.22% | 647,505 | 1,206,905 | 53.65% | 7,492.39 |
| D0109 | Republic | Republic County | 480.0 | 979.0 | 3,495,222 | 615,260 | 4,110,482 | 4,736,931 | 86.78% | 318,297 | 1,251,660 | 25.43% | 7,281.71 |
| D0110 | Phillips | Thunder Ridge Schools | 235.0 | 583.4 | 2,512,064 | 333,931 | 2,845,995 | 3,126,615 | 91.02% | 355,120 | 772,000 | 46.00% | 10,689.63 |
| D0200 | Greeley | Greeley County | 211.0 | 488.3 | 1,282,102 | 165,851 | 1,447,953 | 2,148,520 | 67.39% | 0 | 501,284 | 0.00% | 6,076.31 |
| D0202 | Wyandotte | Turner | 3,853.7 | 6,151.9 | 21,068,948 | 3,234,002 | 24,302,950 | 27,068,360 | 89.78% | 4,322,490 | 7,815,024 | 55.31% | 5,467.20 |
| D0203 | Wyandotte | Piper | 1,581.5 | 2,132.2 | 5,674,429 | 1,285,790 | 6,960,219 | 9,378,128 | 74.22% | 0 | 2,745,180 | 0.00% | 3,588.00 |
| D0204 | Wyandotte | Bonner Springs | 2,279.6 | 3,497.2 | 10,774,914 | 2,016,420 | 12,791,334 | 15,387,000 | 83.13% | 1,629,866 | 4,646,139 | 35.08% | 4,726.67 |
| D0205 | Butler | Bluestem | 582.9 | 1,178.2 | 4,058,107 | 606,474 | 4,664,581 | 5,184,080 | 89.98% | 736,810 | 1,420,494 | 51.87% | 6,961.93 |
| D0206 | Butler | Remington-Whitewater | 511.8 | 1,026.0 | 3,343,531 | 531,708 | 3,875,239 | 4,514,400 | 85.84% | 396,257 | 1,176,186 | 33.69% | 6,532.89 |
| D0207 | Leavenworth | Ft. Leavenworth | 1,859.4 | 2,343.0 | 5,436,775 | 1,239,600 | 6,676,375 | 10,309,200 | 64.76% | 3,068,684 | 3,113,203 | 98.57% | 2,923.94 |
| D0208 | Trego | WaKeeney | 443.0 | 852.2 | 2,507,610 | 509,998 | 3,017,608 | 3,747,056 | 80.53% | 73,570 | 700,000 | 10.51% | 5,660.52 |
| D0209 | Stevens | Moscow | 208.7 | 481.1 | 0 | 138,161 | 138,161 | 2,116,840 | 6.53% | 0 | 639,504 | 0.00% | 0.00 |
| D0210 | Stevens | Hugoton | 947.7 | 1,633.8 | 0 | 622,779 | 622,779 | 7,188,720 | 8.66% | 0 | 2,130,000 | 0.00% | 0.00 |
| D0211 | Norton | Norton | 684.0 | 1,229.6 | 4,162,324 | 804,822 | 4,967,146 | 5,410,240 | 91.81% | 798,554 | 1,315,792 | 60.69% | 6,085.27 |
| D0212 | Norton | Northern Valley | 206.5 | 488.6 | 1,721,446 | 247,100 | 1,968,546 | 2,149,840 | 91.57% | 228,506 | 515,000 | 44.37% | 8,336.30 |
| D0213 | Norton | West Solomon | 37.7 | 124.1 | 269,253 | 61,712 | 330,965 | 546,040 | 60.61% | 0 | 164,936 | 0.00% | 7,141.99 |
| D0214 | Grant | Ulysses | 1,591.0 | 2,419.2 | 2,870,261 | 994,230 | 3,864,491 | 10,644,480 | 36.31% | 0 | 3,215,006 | 0.00% | 1,804.06 |
| D0215 | Kearny | Lakin | 637.0 | 1,199.8 | 561,472 | 396,551 | 958,023 | 5,279,120 | 18.15% | 0 | 1,342,335 | 0.00% | 881.43 |
| D0216 | Kearny | Deerfield | 278.0 | 642.5 | 1,238,279 | 205,889 | 1,444,168 | 2,827,000 | 51.08% | 0 | 757,500 | 0.00% | 4,454.24 |
| D0217 | Morton | Rolla | 200.0 | 446.3 | 42,470 | 146,340 | 188,810 | 1,963,720 | 9.61% | 0 | 593,151 | 0.00% | 212.35 |
| D0218 | Morton | Elkhart | 676.3 | 1,151.0 | 2,721,458 | 390,789 | 3,112,247 | 5,064,400 | 61.45% | 0 | 1,529,857 | 0.00% | 4,024.04 |
| D0219 | Clark | Minneola | 271.0 | 527.3 | 1,661,273 | 247,823 | 1,909,096 | 2,320,120 | 82.28% | 136,057 | 580,200 | 23.45% | 6,130.16 |
| D0220 | Clark | Ashland | 217.2 | 471.1 | 1,188,681 | 198,681 | 1,387,362 | 2,072,840 | 66.93% | 0 | 490,000 | 0.00% | 5,472.75 |
| D0223 | Washington | Barnes | 336.6 | 712.0 | 2,266,279 | 427,159 | 2,693,438 | 3,132,800 | 85.98% | 258,326 | 945,903 | 27.31% | 6,732.86 |
| D0224 | Washington | Clifton-Clyde | 292.5 | 616.4 | 1,945,492 | 347,858 | 2,293,350 | 2,712,160 | 84.56% | 135,668 | 522,000 | 25.99% | 6,651.25 |
| D0225 | Meade | Fowler | 162.0 | 401.9 | 1,353,750 | 152,787 | 1,506,537 | 1,768,360 | 85.19% | 70,778 | 534,176 | 13.25% | 8,356.48 |
| D0226 | Meade | Meade | 458.9 | 869.0 | 2,073,825 | 393,594 | 2,467,419 | 3,823,600 | 64.53% | 0 | 1,122,000 | 0.00% | 4,519.12 |
| D0227 | Hodgeman | Jetmore | 251.5 | 540.4 | 1,662,482 | 233,451 | 1,895,933 | 2,377,760 | 79.74% | 97,608 | 703,734 | 13.87% | 6,610.27 |
| D0228 | Hodgeman | Hanston | 72.5 | 191.8 | 575,030 | 87,201 | 662,231 | 843,920 | 78.47% | 0 | 254,903 | 0.00% | 7,931.45 |
| D0229 | Johnson | Blue Valley | 19,939.4 | 28,052.4 | 57,024,720 | 19,935,033 | 76,959,753 | 123,430,560 | 62.35% | 0 | 38,297,317 | 0.00% | 2,859.90 |
| D0230 | Johnson | Spring Hill | 2,224.7 | 3,118.1 | 9,739,887 | 1,621,297 | 11,361,184 | 13,719,527 | 82.81% | 1,264,054 | 4,143,082 | 30.51% | 4,378.07 |
| D0231 | Johnson | Gardner-Edgerton | 4,332.4 | 6,389.9 | 18,905,614 | 4,523,118 | 23,428,732 | 28,115,399 | 83.33% | 3,325,491 | 8,487,726 | 39.18% | 4,363.77 |
| D0232 | Johnson | DeSoto | 6,070.0 | 8,651.6 | 26,082,597 | 4,437,654 | 30,520,251 | 38,066,220 | 80.18% | 3,085,452 | 11,495,722 | 26.84% | 4,296.97 |
| D0233 | Johnson | Olathe | 25,190.1 | 37,097.0 | 99,744,236 | 27,522,172 | 127,266,408 | 163,218,052 | 77.97% | 9,954,054 | 50,915,875 | 19.55% | 3,959.66 |
| D0234 | Bourbon | Ft. Scott | 1,947.5 | 2,911.3 | 10,340,689 | 1,149,929 | 11,490,618 | 12,809,497 | 89.70% | 1,410,500 | 2,500,000 | 56.42% | 5,309.72 |
| D0235 | Bourbon | Uniontown | 433.4 | 913.2 | 3,417,442 | 371,669 | 3,789,111 | 4,018,080 | 94.30% | 483,096 | 719,000 | 67.19% | 7,885.19 |
| D0237 | Smith | Smith Center | 446.0 | 915.9 | 3,020,852 | 586,035 | 3,606,887 | 4,029,960 | 89.50% | 537,062 | 1,216,723 | 44.14% | 6,773.21 |
| D0239 | Ottawa | North Ottawa Co. | 602.9 | 1,094.2 | 3,647,078 | 614,442 | 4,261,520 | 4,814,480 | 88.51% | 572,930 | 1,325,000 | 43.24% | 6,049.23 |
| D0240 | Ottawa | Twin Valley | 610.5 | 1,135.5 | 3,905,969 | 594,084 | 4,500,053 | 4,996,200 | 90.07% | 775,320 | 1,420,000 | 54.60% | 6,397.98 |
| D0241 | Wallace | Wallace | 193.5 | 448.4 | 1,447,499 | 156,774 | 1,604,273 | 1,972,960 | 81.31% | 9,304 | 359,210 | 2.59% | 7,480.61 |
| D0242 | Wallace | Weskan | 98.0 | 272.3 | 952,881 | 98,257 | 1,051,138 | 1,198,120 | 87.73% | 72,732 | 285,000 | 25.52% | 9,723.28 |
| D0243 | Coffey | Lebo-Waverly | 547.0 | 993.2 | 3,479,069 | 440,826 | 3,919,895 | 4,370,080 | 89.70% | 587,765 | 1,150,000 | 51.11% | 6,360.27 |

| GENERAL STATE AID/SUPPLEMENTAL GENERAL STATE AID FOR KANSAS USD'S 2008-2009 | | | | | | | | | | | | | |
|--|-------------|-------------------|-----------------------------------|----------------------------|----------------------|----------------------|--------------------|---------------------------|---|-------------------------------|----------------------------|--|--------------------------------------|
| USD# | COUNTY NAME | USD NAME | FTE Enrollment (includes MILT) | WEIGHTED FTE ENROLL. | GENERAL STATE AID | SPECIAL EDUCATION | STATE AID TOTAL | GENERAL FUND BUDGET | % OF TOTAL STATE AID to GEN. FUND BUDGET | SUPP. GENERAL STATE AID | SUPP. GENERAL BUDGET | % OF SUPP. STATE AID TO SUPP. GEN. BUDGET | GENERAL STATE AID PER PUPIL |
| D0244 | Coffey | Burlington | 820.4 | 1,557.5 | 0 | 1,300,350 | 1,300,350 | 6,853,000 | 18.97% | 0 | 2,068,439 | 0.00% | 0.00 |
| D0245 | Coffey | LeRoy-Gridley | 259.5 | 551.7 | 1,747,851 | 300,551 | 2,048,402 | 2,427,480 | 84.38% | 105,710 | 550,000 | 19.22% | 6,735.46 |
| D0246 | Crawford | Northeast | 527.5 | 1,109.5 | 4,106,611 | 520,996 | 4,627,607 | 4,881,800 | 94.79% | 929,995 | 1,337,738 | 69.52% | 7,785.04 |
| D0247 | Crawford | Cherokee | 706.5 | 1,349.2 | 4,832,053 | 656,640 | 5,488,693 | 5,936,480 | 92.46% | 1,013,208 | 1,675,000 | 60.49% | 6,839.42 |
| D0248 | Crawford | Girard | 996.5 | 1,712.8 | 6,096,143 | 846,550 | 6,942,693 | 7,536,320 | 92.12% | 1,136,340 | 1,800,000 | 63.13% | 6,117.55 |
| D0249 | Crawford | Frontenac | 827.5 | 1,350.8 | 4,897,409 | 643,130 | 5,540,539 | 5,943,520 | 93.22% | 838,440 | 1,200,000 | 69.87% | 5,918.32 |
| D0250 | Crawford | Pittsburg | 2,638.1 | 4,212.5 | 13,574,250 | 2,265,391 | 15,839,641 | 18,535,000 | 85.46% | 1,917,081 | 5,130,000 | 37.37% | 5,145.46 |
| D0251 | Lyon | North Lyon Co. | 513.0 | 1,015.3 | 3,494,140 | 442,086 | 3,936,226 | 4,467,320 | 88.11% | 471,100 | 1,081,000 | 43.58% | 6,811.19 |
| D0252 | Lyon | Southern Lyon Co. | 511.3 | 1,021.4 | 3,386,447 | 481,383 | 3,867,830 | 4,494,160 | 86.06% | 432,512 | 1,090,000 | 39.68% | 6,623.21 |
| D0253 | Lyon | Emporia | 4,307.1 | 7,376.7 | 26,174,316 | 3,107,792 | 29,282,108 | 32,457,480 | 90.22% | 4,751,605 | 8,038,581 | 59.11% | 6,077.02 |
| D0254 | Barber | Barber Co. | 500.5 | 983.8 | 2,032,492 | 586,690 | 2,619,182 | 4,328,720 | 60.51% | 0 | 1,185,964 | 0.00% | 4,060.92 |
| D0255 | Barber | South Barber Co. | 220.5 | 496.9 | 962,638 | 254,322 | 1,216,960 | 2,186,360 | 55.66% | 0 | 652,848 | 0.00% | 4,365.71 |
| D0256 | Allen | Marmaton Valley | 321.0 | 707.7 | 2,420,653 | 442,688 | 2,863,341 | 3,113,880 | 91.95% | 193,321 | 371,200 | 52.08% | 7,540.98 |
| D0257 | Allen | Iola | 1,392.5 | 2,431.3 | 8,095,336 | 1,748,337 | 9,843,673 | 10,697,720 | 92.02% | 2,155,380 | 3,229,518 | 66.74% | 5,813.53 |
| D0258 | Allen | Humboldt | 493.0 | 962.1 | 3,171,193 | 610,724 | 3,781,917 | 4,233,240 | 89.34% | 364,577 | 802,150 | 45.45% | 6,432.44 |
| D0259 | Sedgwick | Wichita | 45,579.7 | 75,529.3 | 247,296,474 | 39,142,041 | 286,438,515 | 332,328,920 | 86.19% | 39,200,439 | 100,128,836 | 39.15% | 5,425.58 |
| D0260 | Sedgwick | Derby | 6,262.3 | 8,823.6 | 26,775,447 | 5,092,269 | 31,867,716 | 38,823,840 | 82.08% | 4,940,355 | 11,465,201 | 43.09% | 4,275.66 |
| D0261 | Sedgwick | Haysville | 4,647.8 | 7,185.6 | 24,998,315 | 4,441,727 | 29,440,042 | 31,616,640 | 93.12% | 6,644,106 | 9,364,491 | 70.95% | 5,378.53 |
| D0262 | Sedgwick | Valley Center | 2,523.3 | 3,574.6 | 11,541,338 | 2,337,803 | 13,879,141 | 15,728,240 | 88.24% | 2,716,544 | 4,625,479 | 58.73% | 4,573.91 |
| D0263 | Sedgwick | Mulvane | 1,817.0 | 2,435.0 | 8,466,667 | 1,238,221 | 9,704,888 | 10,714,000 | 90.58% | 2,112,965 | 3,172,144 | 66.61% | 4,659.70 |
| D0264 | Sedgwick | Clearwater | 1,280.7 | 1,936.8 | 6,328,371 | 1,100,218 | 7,428,589 | 8,521,920 | 87.17% | 1,262,523 | 2,469,725 | 51.12% | 4,941.34 |
| D0265 | Sedgwick | Goddard | 4,809.8 | 6,612.1 | 21,353,589 | 3,914,158 | 25,267,747 | 29,093,240 | 86.85% | 4,724,970 | 8,700,000 | 54.31% | 4,439.60 |
| D0266 | Sedgwick | Maize | 6,327.9 | 8,715.6 | 27,124,351 | 5,269,645 | 32,393,996 | 38,348,640 | 84.47% | 5,095,420 | 10,600,000 | 48.07% | 4,286.47 |
| D0267 | Sedgwick | Renwick | 1,927.8 | 2,656.1 | 8,286,630 | 1,668,975 | 9,955,605 | 11,686,840 | 85.19% | 1,672,561 | 3,528,609 | 47.40% | 4,298.49 |
| D0268 | Sedgwick | Cheney | 777.3 | 1,283.3 | 4,426,464 | 640,416 | 5,066,880 | 5,646,520 | 89.73% | 984,973 | 1,705,285 | 57.76% | 5,694.67 |
| D0269 | Rooks | Palco | 164.0 | 399.7 | 563,863 | 218,610 | 782,473 | 1,758,680 | 44.49% | 0 | 531,029 | 0.00% | 3,438.19 |
| D0270 | Rooks | Plainville | 381.9 | 730.0 | 1,513,150 | 444,500 | 1,957,650 | 3,212,000 | 60.95% | 0 | 875,000 | 0.00% | 3,962.16 |
| D0271 | Rooks | Stockton | 297.1 | 614.9 | 1,749,662 | 372,425 | 2,122,087 | 2,705,560 | 78.43% | 80,227 | 816,974 | 9.82% | 5,889.13 |
| D0272 | Mitchell | Waconda | 357.4 | 748.6 | 2,516,376 | 373,480 | 2,889,856 | 3,293,840 | 87.74% | 285,480 | 720,000 | 39.65% | 7,040.78 |
| D0273 | Mitchell | Beloit | 713.9 | 1,243.4 | 4,020,480 | 764,106 | 4,784,586 | 5,470,960 | 87.45% | 673,945 | 1,651,826 | 40.80% | 5,631.71 |
| D0274 | Logan | Oakley | 411.7 | 812.9 | 2,261,181 | 508,174 | 2,769,355 | 3,576,760 | 77.43% | 76,836 | 760,000 | 10.11% | 5,492.30 |
| D0275 | Logan | Triplains | 86.5 | 238.1 | 615,317 | 121,926 | 737,243 | 1,047,640 | 70.37% | 0 | 316,389 | 0.00% | 7,113.49 |
| D0279 | Jewell | Jewell | 90.5 | 280.2 | 932,190 | 116,756 | 1,048,946 | 1,232,880 | 85.08% | 19,291 | 372,422 | 5.18% | 10,300.44 |
| D0281 | Graham | Graham County | 365.6 | 737.7 | 1,659,910 | 452,779 | 2,112,689 | 3,245,880 | 65.09% | 0 | 950,000 | 0.00% | 4,540.24 |
| D0282 | Elk | West Elk | 355.2 | 801.6 | 2,654,578 | 544,334 | 3,198,912 | 3,527,040 | 90.70% | 343,620 | 900,000 | 38.18% | 7,473.47 |
| D0283 | Elk | Elk Valley | 185.0 | 474.5 | 1,573,286 | 299,912 | 1,873,198 | 2,087,800 | 89.72% | 21,680 | 80,000 | 27.10% | 8,504.25 |
| D0284 | Chase | Chase County | 417.5 | 856.4 | 2,584,600 | 443,057 | 3,027,657 | 3,768,160 | 80.35% | 0 | 1,064,224 | 0.00% | 6,190.66 |
| D0285 | Chautauqua | Cedar Vale | 139.5 | 332.2 | 1,204,248 | 122,186 | 1,326,434 | 1,461,680 | 90.75% | 74,438 | 191,210 | 38.93% | 8,632.60 |
| D0286 | Chautauqua | Chautauqua | 364.0 | 778.4 | 2,600,896 | 503,240 | 3,104,136 | 3,424,960 | 90.63% | 205,620 | 429,000 | 47.93% | 7,145.32 |
| D0287 | Franklin | West Franklin | 699.0 | 1,462.7 | 4,829,248 | 928,124 | 5,757,372 | 6,435,880 | 89.46% | 780,364 | 1,763,135 | 44.26% | 6,908.80 |
| D0288 | Franklin | Central Heights | 543.0 | 1,088.1 | 3,902,724 | 479,646 | 4,382,370 | 4,787,640 | 91.54% | 672,384 | 1,179,000 | 57.03% | 7,187.34 |
| D0289 | Franklin | Wellsville | 836.0 | 1,406.3 | 4,591,153 | 787,622 | 5,378,775 | 6,187,720 | 86.93% | 819,512 | 1,868,473 | 43.86% | 5,491.87 |
| D0290 | Franklin | Ottawa | 2,411.9 | 3,708.5 | 12,349,307 | 1,820,815 | 14,170,122 | 16,317,400 | 86.84% | 2,199,539 | 4,775,378 | 46.06% | 5,120.16 |
| D0291 | Gove | Grinnell | 81.5 | 237.2 | 625,718 | 85,263 | 710,981 | 1,043,680 | 68.12% | 0 | 105,000 | 0.00% | 7,671.52 |
| D0292 | Gove | Wheatland | 112.5 | 340.6 | 1,047,903 | 197,465 | 1,245,368 | 1,498,640 | 83.10% | 936 | 240,000 | 0.39% | 9,314.69 |
| D0293 | Gove | Quinter | 261.0 | 575.8 | 1,766,215 | 368,645 | 2,134,860 | 2,533,520 | 84.26% | 262,974 | 764,904 | 34.38% | 6,767.11 |
| D0294 | Decatur | Oberlin | 366.2 | 735.3 | 2,193,377 | 336,024 | 2,529,401 | 3,235,320 | 78.18% | 126,141 | 977,078 | 12.91% | 5,989.56 |
| D0297 | Cheyenne | St. Francis | 297.5 | 566.5 | 1,656,284 | 211,022 | 1,867,306 | 2,492,600 | 74.91% | 0 | 695,000 | 0.00% | 5,567.34 |

| GENERAL STATE AID/SUPPLEMENTAL GENERAL STATE AID FOR KANSAS USD'S 2008-2009 | | | | | | | | | | | | | |
|--|--------------|---------------------|-----------------------------------|----------------------------|----------------------|----------------------|--------------------|---------------------------|---|-------------------------------|----------------------------|--|--------------------------------------|
| USD# | COUNTY NAME | USD NAME | FTE Enrollment (includes MILT) | WEIGHTED FTE ENROLL. | GENERAL STATE AID | SPECIAL EDUCATION | STATE AID TOTAL | GENERAL FUND BUDGET | % OF TOTAL STATE AID to GEN. FUND BUDGET | SUPP. GENERAL STATE AID | SUPP. GENERAL BUDGET | % OF SUPP. STATE AID TO SUPP. GEN. BUDGET | GENERAL STATE AID PER PUPIL |
| D0298 | Lincoln | Lincoln | 337.0 | 678.9 | 2,180,664 | 375,477 | 2,556,141 | 2,987,160 | 85.57% | 195,280 | 800,000 | 24.41% | 6,470.81 |
| D0299 | Lincoln | Sylvan Grove | 144.6 | 345.4 | 1,122,754 | 152,613 | 1,275,367 | 1,519,711 | 83.92% | 9,480 | 300,000 | 3.16% | 7,764.55 |
| D0300 | Comanche | Comanche County | 307.0 | 645.8 | 1,420,210 | 356,029 | 1,776,239 | 2,841,520 | 62.51% | 0 | 858,069 | 0.00% | 4,626.09 |
| D0303 | Ness | Ness City | 274.5 | 523.8 | 1,258,281 | 229,741 | 1,488,022 | 2,304,720 | 64.56% | 0 | 575,000 | 0.00% | 4,583.90 |
| D0305 | Saline | Salina | 6,959.3 | 10,688.6 | 32,315,667 | 6,968,955 | 39,284,622 | 47,029,840 | 83.53% | 5,073,866 | 14,090,158 | 36.01% | 4,643.52 |
| D0306 | Saline | Southeast of Saline | 679.6 | 1,227.8 | 3,585,227 | 603,783 | 4,189,010 | 5,402,320 | 77.54% | 40,632 | 893,000 | 4.55% | 5,275.50 |
| D0307 | Saline | Ell-Saline | 451.0 | 852.6 | 2,988,931 | 410,156 | 3,399,087 | 3,751,440 | 90.61% | 578,949 | 1,036,057 | 55.88% | 6,627.34 |
| D0308 | Reno | Hutchinson | 4,542.4 | 6,992.7 | 23,563,894 | 3,778,404 | 27,342,298 | 30,765,109 | 88.87% | 4,043,404 | 7,675,407 | 52.68% | 5,187.54 |
| D0309 | Reno | Nickerson | 1,139.4 | 2,046.3 | 6,693,431 | 1,185,157 | 7,878,588 | 9,003,720 | 87.50% | 1,032,485 | 2,457,127 | 42.02% | 5,874.52 |
| D0310 | Reno | Fairfield | 303.7 | 720.7 | 2,151,196 | 385,012 | 2,536,208 | 3,171,080 | 79.98% | 0 | 868,859 | 0.00% | 7,083.29 |
| D0311 | Reno | Pretty Prairie | 269.4 | 556.3 | 1,920,044 | 255,358 | 2,175,402 | 2,447,720 | 88.87% | 237,632 | 551,350 | 43.10% | 7,127.11 |
| D0312 | Reno | Haven | 992.5 | 1,716.2 | 5,510,562 | 984,291 | 6,494,853 | 7,551,280 | 86.01% | 907,733 | 2,280,163 | 39.81% | 5,552.20 |
| D0313 | Reno | Buhler | 2,145.5 | 3,289.8 | 9,855,119 | 2,427,444 | 12,282,563 | 14,475,120 | 84.85% | 1,791,986 | 4,369,632 | 41.01% | 4,593.39 |
| D0314 | Thomas | Brewster | 91.5 | 248.6 | 798,380 | 117,129 | 915,509 | 1,093,840 | 83.70% | 0 | 330,377 | 0.00% | 8,725.46 |
| D0315 | Thomas | Colby | 926.4 | 1,627.1 | 5,108,822 | 1,046,262 | 6,155,084 | 7,159,240 | 85.97% | 776,414 | 2,161,509 | 35.92% | 5,514.70 |
| D0316 | Thomas | Golden Plains | 189.4 | 485.1 | 1,614,267 | 341,861 | 1,956,128 | 2,134,440 | 91.65% | 83,694 | 185,000 | 45.24% | 8,523.06 |
| D0320 | Pottawatomie | Wamego | 1,292.0 | 2,017.3 | 6,272,992 | 1,364,892 | 7,637,884 | 8,876,120 | 86.05% | 1,173,726 | 2,679,740 | 43.80% | 4,855.26 |
| D0321 | Pottawatomie | Kaw Valley | 1,122.0 | 1,906.2 | 2,576,944 | 1,389,894 | 3,966,838 | 8,387,280 | 47.30% | 0 | 2,531,908 | 0.00% | 2,296.74 |
| D0322 | Pottawatomie | Onaga | 317.5 | 665.4 | 2,353,772 | 278,544 | 2,632,316 | 2,927,760 | 89.91% | 286,260 | 650,000 | 44.04% | 7,413.46 |
| D0323 | Pottawatomie | Westmoreland | 813.7 | 1,460.2 | 4,881,114 | 889,996 | 5,771,110 | 6,424,880 | 89.82% | 512,655 | 975,000 | 52.58% | 5,998.67 |
| D0325 | Phillips | Phillipsburg | 655.0 | 1,192.2 | 4,010,028 | 757,039 | 4,767,067 | 5,245,680 | 90.88% | 836,165 | 1,541,886 | 54.23% | 6,122.18 |
| D0326 | Phillips | Logan | 167.5 | 414.6 | 1,313,857 | 216,525 | 1,530,382 | 1,824,240 | 83.89% | 51,282 | 420,000 | 12.21% | 7,843.92 |
| D0327 | Ellsworth | Ellsworth | 639.6 | 1,171.3 | 4,061,116 | 519,523 | 4,580,639 | 5,153,720 | 88.88% | 550,358 | 1,311,000 | 41.98% | 6,349.46 |
| D0328 | Ellsworth | Lorraine | 453.0 | 850.8 | 2,142,950 | 381,828 | 2,524,778 | 3,743,520 | 67.44% | 0 | 850,000 | 0.00% | 4,730.57 |
| D0329 | Wabaunsee | Alma | 463.1 | 938.0 | 2,961,099 | 536,962 | 3,498,061 | 4,127,200 | 84.76% | 236,438 | 975,000 | 24.25% | 6,394.08 |
| D0330 | Wabaunsee | Wabaunsee East | 475.0 | 1,001.2 | 3,198,685 | 659,639 | 3,858,324 | 4,405,280 | 87.58% | 312,455 | 950,000 | 32.89% | 6,734.07 |
| D0331 | Kingman | Kingman | 1,033.3 | 1,798.1 | 5,347,603 | 1,192,582 | 6,540,185 | 7,911,640 | 82.67% | 665,943 | 2,323,598 | 28.66% | 5,175.27 |
| D0332 | Kingman | Cunningham | 176.5 | 431.7 | 362,143 | 242,816 | 604,959 | 1,899,480 | 31.85% | 0 | 573,552 | 0.00% | 2,051.80 |
| D0333 | Cloud | Concordia | 1,062.1 | 1,882.1 | 6,292,506 | 1,174,790 | 7,467,296 | 8,281,240 | 90.17% | 953,876 | 1,793,000 | 53.20% | 5,924.59 |
| D0334 | Cloud | Southern Cloud | 231.5 | 541.1 | 1,720,035 | 322,301 | 2,042,336 | 2,380,840 | 85.78% | 107,000 | 491,500 | 21.77% | 7,429.96 |
| D0335 | Jackson | North Jackson | 360.0 | 752.7 | 2,751,635 | 300,689 | 3,052,324 | 3,311,880 | 92.16% | 458,850 | 750,000 | 61.18% | 7,643.43 |
| D0336 | Jackson | Holton | 1,052.3 | 1,753.7 | 6,031,666 | 991,198 | 7,022,864 | 7,716,280 | 91.01% | 1,440,081 | 2,327,591 | 61.87% | 5,731.89 |
| D0337 | Jackson | Mayetta | 912.8 | 1,686.6 | 5,439,727 | 943,887 | 6,383,614 | 7,421,040 | 86.02% | 1,618,387 | 2,240,912 | 72.22% | 5,959.39 |
| D0338 | Jefferson | Valley Halls | 409.3 | 789.9 | 2,795,983 | 430,778 | 3,226,761 | 3,475,560 | 92.84% | 544,723 | 871,000 | 62.54% | 6,831.13 |
| D0339 | Jefferson | Jefferson County | 488.0 | 931.2 | 3,311,308 | 513,194 | 3,824,502 | 4,097,280 | 93.34% | 810,711 | 1,233,583 | 65.72% | 6,785.47 |
| D0340 | Jefferson | Jefferson West | 916.0 | 1,569.4 | 5,265,438 | 949,082 | 6,214,520 | 6,905,360 | 90.00% | 1,120,216 | 1,950,236 | 57.44% | 5,748.29 |
| D0341 | Jefferson | Oskaloosa | 523.6 | 1,105.6 | 3,628,673 | 778,649 | 4,407,322 | 4,864,640 | 90.60% | 666,450 | 1,328,384 | 50.17% | 6,930.24 |
| D0342 | Jefferson | McLouth | 516.7 | 1,016.7 | 3,300,699 | 653,028 | 3,953,727 | 4,473,480 | 88.38% | 417,620 | 950,000 | 43.96% | 6,388.04 |
| D0343 | Jefferson | Perry | 929.2 | 1,624.1 | 5,141,448 | 979,752 | 6,121,200 | 7,145,574 | 85.66% | 723,937 | 1,955,000 | 37.03% | 5,533.20 |
| D0344 | Linn | Pleasanton | 359.0 | 706.9 | 2,657,446 | 215,399 | 2,872,845 | 3,110,258 | 92.37% | 349,360 | 550,000 | 63.52% | 7,402.36 |
| D0345 | Shawnee | Seaman | 3,467.7 | 5,066.8 | 14,675,753 | 3,447,701 | 18,123,454 | 22,293,920 | 81.29% | 1,964,727 | 5,970,000 | 32.91% | 4,232.13 |
| D0346 | Linn | Jayhawk | 525.9 | 1,053.8 | 3,662,355 | 487,029 | 4,149,384 | 4,636,720 | 89.49% | 525,310 | 1,263,979 | 41.56% | 6,963.98 |
| D0347 | Edwards | Kinsely-Offlerle | 302.6 | 681.9 | 2,081,916 | 388,779 | 2,470,695 | 3,000,360 | 82.35% | 115,077 | 821,980 | 14.00% | 6,880.09 |
| D0348 | Douglas | Baldwin City | 1,359.4 | 1,972.0 | 6,160,691 | 1,163,351 | 7,324,042 | 8,676,309 | 84.41% | 1,084,918 | 2,619,943 | 41.41% | 4,531.92 |
| D0349 | Stafford | Stafford | 266.7 | 569.8 | 1,900,585 | 271,072 | 2,171,657 | 2,507,120 | 86.62% | 243,752 | 687,012 | 35.48% | 7,126.30 |
| D0350 | Stafford | St. John-Hudson | 362.7 | 725.2 | 2,026,727 | 393,541 | 2,420,268 | 3,190,880 | 75.85% | 141,729 | 892,500 | 15.88% | 5,587.89 |
| D0351 | Stafford | Macksville | 301.9 | 615.0 | 1,602,178 | 308,335 | 1,910,513 | 2,706,000 | 70.60% | 0 | 500,000 | 0.00% | 5,306.98 |
| D0352 | Sherman | Goodland | 906.4 | 1,621.9 | 5,137,342 | 840,606 | 5,977,948 | 7,136,360 | 83.77% | 554,441 | 1,955,700 | 28.35% | 5,667.85 |

GENERAL STATE AID/SUPPLEMENTAL GENERAL STATE AID
FOR KANSAS USD'S 2008-2009

| USD# | COUNTY NAME | USD NAME | FTE Enrollment (includes MILT) | WEIGHTED FTE ENROLL. | GENERAL STATE AID | SPECIAL EDUCATION | STATE AID TOTAL | GENERAL FUND BUDGET | % OF TOTAL STATE AID to GEN. FUND BUDGET | SUPP. GENERAL STATE AID | SUPP. GENERAL BUDGET | % OF SUPP. STATE AID TO SUPP. GEN. BUDGET | GENERAL STATE AID PER PUPIL |
|-------|-------------|-----------------|-----------------------------------|----------------------------|----------------------|----------------------|--------------------|---------------------------|---|-------------------------------|----------------------------|--|--------------------------------------|
| D0353 | Sumner | Wellington | 1,642.9 | 2,479.8 | 7,998,483 | 1,855,849 | 9,854,332 | 10,911,120 | 90.31% | 2,024,698 | 3,286,848 | 61.60% | 4,868.51 |
| D0354 | Barton | Clafin | 222.1 | 513.7 | 1,415,814 | 304,148 | 1,719,962 | 2,260,280 | 76.10% | 64,523 | 565,000 | 11.42% | 6,374.67 |
| D0355 | Barton | Ellinwood | 425.7 | 813.1 | 2,499,625 | 443,078 | 2,942,703 | 3,577,640 | 82.25% | 262,483 | 915,850 | 28.66% | 5,871.80 |
| D0356 | Sumner | Conway Springs | 528.4 | 1,001.1 | 3,541,862 | 511,282 | 4,053,144 | 4,404,840 | 92.02% | 686,712 | 1,065,000 | 64.48% | 6,702.99 |
| D0357 | Sumner | Belle Plaine | 691.3 | 1,359.3 | 4,700,871 | 945,653 | 5,646,524 | 5,980,920 | 94.41% | 1,199,476 | 1,661,785 | 72.18% | 6,800.04 |
| D0358 | Sumner | Oxford | 340.6 | 725.1 | 2,384,454 | 489,876 | 2,874,330 | 3,190,440 | 90.09% | 476,065 | 873,994 | 54.47% | 7,000.75 |
| D0359 | Sumner | Argonia | 186.5 | 436.4 | 1,439,653 | 242,767 | 1,682,420 | 1,920,160 | 87.62% | 116,669 | 350,780 | 33.26% | 7,719.32 |
| D0360 | Sumner | Caldwell | 221.0 | 519.9 | 1,691,262 | 317,974 | 2,009,236 | 2,287,560 | 87.82% | 219,051 | 621,069 | 35.27% | 7,652.77 |
| D0361 | Harper | Anthony-Harper | 818.2 | 1,567.6 | 4,972,896 | 953,494 | 5,926,390 | 6,897,440 | 85.92% | 553,414 | 1,551,484 | 35.67% | 6,077.85 |
| D0362 | Linn | Prairie View | 933.5 | 1,800.1 | 3,989,853 | 1,412,645 | 5,402,498 | 7,920,440 | 68.21% | 0 | 2,390,716 | 0.00% | 4,274.08 |
| D0363 | Finney | Holcomb | 865.0 | 1,456.3 | 2,382,393 | 529,925 | 2,912,318 | 6,407,720 | 45.45% | 0 | 1,921,573 | 0.00% | 2,754.21 |
| D0364 | Marshall | Marysville | 740.0 | 1,356.0 | 4,054,647 | 863,551 | 4,918,198 | 5,966,400 | 82.43% | 513,925 | 1,801,350 | 28.53% | 5,479.25 |
| D0365 | Anderson | Garnett | 1,107.2 | 1,868.7 | 6,233,901 | 918,984 | 7,152,885 | 8,222,187 | 86.99% | 876,065 | 2,075,000 | 42.22% | 5,630.33 |
| D0366 | Woodson | Woodson | 399.0 | 864.1 | 2,819,346 | 550,054 | 3,369,400 | 3,802,040 | 88.62% | 372,474 | 933,050 | 39.92% | 7,066.03 |
| D0367 | Miami | Osawatomie | 1,121.0 | 2,063.7 | 6,841,854 | 1,467,129 | 8,308,983 | 9,080,280 | 91.51% | 1,378,745 | 2,350,000 | 58.67% | 6,103.35 |
| D0368 | Miami | Paola | 2,027.9 | 2,904.0 | 8,660,785 | 1,671,914 | 10,332,699 | 12,775,648 | 80.88% | 1,336,495 | 3,858,242 | 34.64% | 4,270.81 |
| D0369 | Harvey | Burrton | 244.7 | 509.1 | 1,709,276 | 209,309 | 1,918,585 | 2,240,040 | 85.65% | 219,398 | 647,000 | 33.91% | 6,985.19 |
| D0371 | Gray | Montezuma | 214.9 | 504.9 | 1,781,868 | 157,284 | 1,939,152 | 2,221,560 | 87.29% | 197,650 | 590,000 | 33.50% | 8,291.61 |
| D0372 | Shawnee | Silver Lake | 716.4 | 1,221.8 | 4,241,459 | 620,221 | 4,861,680 | 5,375,920 | 90.43% | 932,821 | 1,598,939 | 58.34% | 5,920.52 |
| D0373 | Harvey | Newton | 3,383.4 | 5,061.7 | 16,705,919 | 3,030,773 | 19,736,692 | 22,271,480 | 88.62% | 3,489,912 | 6,040,000 | 57.78% | 4,937.61 |
| D0374 | Haskell | Sublette | 461.4 | 940.9 | 1,470,456 | 311,042 | 1,781,498 | 4,139,960 | 43.03% | 0 | 1,250,592 | 0.00% | 3,186.94 |
| D0375 | Butler | Circle | 1,593.8 | 2,236.5 | 5,675,546 | 1,237,181 | 6,912,727 | 9,840,600 | 70.25% | 0 | 2,730,000 | 0.00% | 3,561.02 |
| D0376 | Rice | Sterling | 523.6 | 1,017.8 | 3,472,216 | 610,570 | 4,082,786 | 4,478,320 | 91.17% | 706,914 | 1,310,800 | 53.93% | 6,631.43 |
| D0377 | Atchison | Atchison County | 683.6 | 1,332.4 | 4,343,586 | 870,652 | 5,214,238 | 5,862,460 | 88.94% | 696,179 | 1,605,950 | 43.35% | 6,353.99 |
| D0378 | Riley | Riley County | 646.3 | 1,196.3 | 3,951,939 | 682,551 | 4,634,490 | 5,263,720 | 88.05% | 748,915 | 1,577,660 | 47.47% | 6,114.71 |
| D0379 | Clay | Clay Center | 1,358.4 | 2,096.9 | 6,862,843 | 1,199,396 | 8,062,239 | 9,226,360 | 87.38% | 1,264,445 | 2,450,000 | 51.61% | 5,052.15 |
| D0380 | Marshall | Vermillion | 525.0 | 965.5 | 3,476,177 | 381,367 | 3,857,544 | 4,248,200 | 90.80% | 536,000 | 1,000,000 | 53.60% | 6,621.29 |
| D0381 | Ford | Spearville | 352.0 | 629.7 | 2,166,268 | 294,126 | 2,460,394 | 2,770,680 | 88.80% | 300,440 | 560,000 | 53.65% | 6,154.17 |
| D0382 | Pratt | Pratt | 1,089.4 | 1,871.1 | 5,866,474 | 1,113,369 | 6,979,843 | 8,232,840 | 84.78% | 867,840 | 2,400,000 | 36.16% | 5,385.05 |
| D0383 | Riley | Manhattan | 5,840.7 | 8,450.0 | 21,387,403 | 5,959,414 | 27,346,817 | 37,145,368 | 73.62% | 343,381 | 9,036,338 | 3.80% | 3,661.79 |
| D0384 | Riley | Blue Valley | 198.9 | 484.7 | 1,543,124 | 285,953 | 1,829,077 | 2,132,680 | 85.76% | 84,348 | 540,000 | 15.62% | 7,758.29 |
| D0385 | Butler | Andover | 4,538.3 | 6,140.2 | 19,363,279 | 3,115,951 | 22,479,230 | 27,016,880 | 83.20% | 3,526,233 | 8,071,030 | 43.69% | 4,266.64 |
| D0386 | Greenwood | Madison-Virgil | 226.5 | 497.6 | 1,694,413 | 254,392 | 1,948,805 | 2,189,440 | 89.01% | 153,978 | 425,000 | 36.23% | 7,480.85 |
| D0387 | Wilson | Altoona-Midway | 179.5 | 495.1 | 1,278,481 | 266,166 | 1,544,647 | 2,178,440 | 70.91% | 0 | 450,000 | 0.00% | 7,122.46 |
| D0388 | Ellis | Ellis | 367.6 | 678.2 | 1,728,417 | 382,482 | 2,110,899 | 2,984,080 | 70.74% | 48,195 | 859,086 | 5.61% | 4,701.90 |
| D0389 | Greenwood | Eureka | 598.5 | 1,173.0 | 4,121,652 | 562,510 | 4,684,162 | 5,161,200 | 90.76% | 732,759 | 1,462,593 | 50.10% | 6,886.64 |
| D0390 | Greenwood | Hamilton | 99.5 | 280.2 | 954,298 | 135,051 | 1,089,349 | 1,232,880 | 88.36% | 13,063 | 125,000 | 10.45% | 9,590.93 |
| D0392 | Osborne | Osborne | 335.3 | 693.4 | 2,348,595 | 395,888 | 2,744,483 | 3,050,960 | 89.95% | 226,824 | 520,000 | 43.62% | 7,004.46 |
| D0393 | Dickinson | Solomon | 389.6 | 757.6 | 2,609,871 | 363,948 | 2,973,819 | 3,333,440 | 89.21% | 300,224 | 640,000 | 46.91% | 6,698.85 |
| D0394 | Butler | Rose Hill | 1,660.4 | 2,384.3 | 8,203,004 | 1,297,380 | 9,500,384 | 10,490,920 | 90.56% | 2,099,372 | 3,167,907 | 66.27% | 4,940.38 |
| D0395 | Rush | LaCrosse | 299.5 | 612.5 | 1,892,455 | 365,920 | 2,258,375 | 2,695,000 | 83.80% | 126,960 | 690,000 | 18.40% | 6,318.71 |
| D0396 | Butler | Douglass | 776.5 | 1,358.1 | 4,804,945 | 745,599 | 5,550,544 | 5,975,640 | 92.89% | 1,175,325 | 1,723,350 | 68.20% | 6,187.95 |
| D0397 | Marion | Centre | 229.2 | 556.7 | 1,799,636 | 311,503 | 2,111,139 | 2,449,480 | 86.19% | 85,054 | 430,000 | 19.78% | 7,851.82 |
| D0398 | Marion | Peabody-Burns | 335.0 | 712.8 | 2,298,937 | 429,491 | 2,728,428 | 3,136,320 | 86.99% | 230,797 | 661,500 | 34.89% | 6,862.50 |
| D0399 | Russell | Paradise | 125.6 | 353.0 | 723,195 | 173,570 | 896,765 | 1,553,023 | 57.74% | 0 | 469,128 | 0.00% | 5,757.92 |
| D0400 | McPherson | Smoky Valley | 1,016.4 | 1,679.3 | 5,463,910 | 934,526 | 6,398,436 | 7,371,424 | 86.80% | 853,509 | 1,980,300 | 43.10% | 5,375.75 |
| D0401 | Rice | Chase | 140.5 | 350.5 | 978,073 | 145,015 | 1,123,088 | 1,542,200 | 72.82% | 0 | 465,748 | 0.00% | 6,961.37 |
| D0402 | Butler | Augusta | 2,141.1 | 2,975.1 | 10,098,580 | 1,657,128 | 11,755,708 | 13,090,440 | 89.80% | 2,465,009 | 3,950,335 | 62.40% | 4,716.54 |

| GENERAL STATE AID/SUPPLEMENTAL GENERAL STATE AID | | | | | | | | | | | | | |
|--|-------------|-----------------|-----------------------------------|----------------------------|----------------------|----------------------|--------------------|---------------------------|---|-------------------------------|----------------------------|--|--------------------------------------|
| FOR KANSAS USD'S 2008-2009 | | | | | | | | | | | | | |
| USD# | COUNTY NAME | USD NAME | FTE Enrollment (includes MILT) | WEIGHTED FTE ENROLL. | GENERAL STATE AID | SPECIAL EDUCATION | STATE AID TOTAL | GENERAL FUND BUDGET | % OF TOTAL STATE AID to GEN. FUND BUDGET | SUPP. GENERAL STATE AID | SUPP. GENERAL BUDGET | % OF SUPP. STATE AID TO SUPP. GEN. BUDGET | GENERAL STATE AID PER PUPIL |
| D0403 | Rush | Olis-Bison | 171.3 | 443.5 | 1,354,676 | 252,027 | 1,606,703 | 1,951,400 | 82.34% | 0 | 520,000 | 0.00% | 7,908.21 |
| D0404 | Cherokee | Riverton | 827.5 | 1,473.6 | 5,302,676 | 675,003 | 5,977,679 | 6,483,840 | 92.19% | 1,209,406 | 1,958,235 | 61.76% | 6,408.07 |
| D0405 | Rice | Lyons | 737.1 | 1,562.7 | 5,429,648 | 845,087 | 6,274,735 | 6,875,880 | 91.26% | 840,892 | 1,570,000 | 53.56% | 7,366.23 |
| D0406 | Doniphan | Wathena | 401.0 | 737.0 | 2,600,322 | 347,379 | 2,947,701 | 3,242,800 | 90.90% | 343,310 | 550,000 | 62.42% | 6,484.59 |
| D0407 | Russell | Russell | 923.2 | 1,599.1 | 4,792,163 | 833,131 | 5,625,294 | 7,036,040 | 79.95% | 378,690 | 1,919,360 | 19.73% | 5,190.82 |
| D0408 | Marion | Marion | 597.8 | 1,134.8 | 3,768,594 | 733,262 | 4,501,856 | 4,993,120 | 90.16% | 443,250 | 900,000 | 49.25% | 6,304.11 |
| D0409 | Atchison | Atchison | 1,580.0 | 2,533.1 | 8,143,715 | 1,734,681 | 9,878,396 | 11,145,600 | 88.63% | 1,584,880 | 3,147,100 | 50.36% | 5,154.25 |
| D0410 | Marion | Durham-Hills | 590.8 | 1,150.2 | 3,732,983 | 785,523 | 4,518,506 | 5,060,880 | 89.28% | 698,565 | 1,527,921 | 45.72% | 6,318.52 |
| D0411 | Marion | Goessel | 245.3 | 530.6 | 1,801,289 | 323,216 | 2,124,505 | 2,334,640 | 91.00% | 310,970 | 605,000 | 51.40% | 7,343.21 |
| D0412 | Sheridan | Hoxie | 292.9 | 590.2 | 1,635,036 | 373,688 | 2,008,724 | 2,596,880 | 77.35% | 4,098 | 745,000 | 0.55% | 5,582.23 |
| D0413 | Neosho | Chanute | 1,773.0 | 3,204.7 | 10,865,383 | 2,137,449 | 13,002,832 | 14,100,680 | 92.21% | 2,700,476 | 4,147,559 | 65.11% | 6,128.25 |
| D0415 | Brown | Hiawatha | 841.8 | 1,587.5 | 4,834,990 | 976,775 | 5,811,765 | 6,985,000 | 83.20% | 729,876 | 1,928,339 | 37.85% | 5,743.63 |
| D0416 | Miami | Louisburg | 1,644.7 | 2,311.3 | 6,681,235 | 1,237,349 | 7,918,584 | 10,169,611 | 77.87% | 654,038 | 3,001,549 | 21.79% | 4,062.28 |
| D0417 | Morris | Morris County | 764.4 | 1,401.6 | 4,514,848 | 672,573 | 5,187,421 | 6,167,040 | 84.12% | 367,250 | 1,300,000 | 28.25% | 5,906.39 |
| D0418 | McPherson | McPherson | 2,259.8 | 3,248.9 | 8,881,947 | 2,296,201 | 11,178,148 | 14,295,160 | 78.20% | 864,826 | 4,315,498 | 20.04% | 3,930.41 |
| D0419 | McPherson | Canton-Galva | 367.8 | 747.9 | 2,383,733 | 394,917 | 2,778,650 | 3,290,760 | 84.44% | 311,619 | 993,682 | 31.36% | 6,481.06 |
| D0420 | Osage | Osage City | 644.1 | 1,224.9 | 4,089,981 | 822,116 | 4,912,097 | 5,389,560 | 91.14% | 339,000 | 600,000 | 56.50% | 6,349.92 |
| D0421 | Osage | Lyndon | 432.0 | 842.0 | 2,809,388 | 529,037 | 3,338,425 | 3,704,800 | 90.11% | 238,648 | 460,000 | 51.88% | 6,503.21 |
| D0422 | Kiowa | Greensburg | 210.5 | 564.0 | 1,649,945 | 215,159 | 1,865,104 | 2,481,600 | 75.16% | 0 | 749,579 | 0.00% | 7,838.22 |
| D0423 | McPherson | Moundridge | 434.5 | 815.9 | 2,403,035 | 412,532 | 2,815,567 | 3,589,960 | 78.43% | 1,290 | 1,075,224 | 0.12% | 5,530.58 |
| D0424 | Kiowa | Mullinville | 226.6 | 328.6 | 799,014 | 74,384 | 873,398 | 1,445,840 | 60.41% | 0 | 378,755 | 0.00% | 3,526.10 |
| D0425 | Doniphan | Highland | 220.5 | 513.4 | 1,764,916 | 285,521 | 2,050,437 | 2,258,960 | 90.77% | 256,850 | 550,000 | 46.70% | 8,004.15 |
| D0426 | Republic | Pike Valley | 253.5 | 548.0 | 1,892,515 | 291,358 | 2,183,873 | 2,411,200 | 90.57% | 225,650 | 500,000 | 45.13% | 7,465.54 |
| D0428 | Barton | Great Bend | 2,972.8 | 4,650.1 | 15,972,184 | 2,088,537 | 18,060,721 | 20,460,440 | 88.27% | 3,356,989 | 6,012,877 | 55.83% | 5,372.77 |
| D0429 | Doniphan | Troy | 337.5 | 667.1 | 2,329,323 | 338,671 | 2,667,994 | 2,935,240 | 90.90% | 533,773 | 833,500 | 64.04% | 6,901.70 |
| D0430 | Brown | Brown County | 635.5 | 1,341.9 | 4,624,285 | 830,393 | 5,454,678 | 5,904,360 | 92.38% | 1,186,426 | 1,782,759 | 66.55% | 7,276.61 |
| D0431 | Barton | Hoisington | 607.5 | 1,090.8 | 3,451,585 | 573,375 | 4,024,960 | 4,799,520 | 83.86% | 573,231 | 1,449,382 | 39.55% | 5,681.62 |
| D0432 | Ellis | Victoria | 257.5 | 510.5 | 1,241,972 | 270,667 | 1,512,639 | 2,246,200 | 67.34% | 0 | 674,392 | 0.00% | 4,823.19 |
| D0433 | Doniphan | Midway | 156.9 | 442.5 | 1,249,021 | 269,700 | 1,518,721 | 1,947,000 | 78.00% | 19,215 | 150,000 | 12.81% | 7,960.62 |
| D0434 | Osage | Santa Fe | 1,115.2 | 1,955.5 | 6,392,165 | 1,411,795 | 7,803,960 | 8,604,200 | 90.70% | 1,424,057 | 2,474,900 | 57.54% | 5,731.86 |
| D0435 | Dickinson | Abilene | 1,495.5 | 2,249.0 | 7,145,055 | 1,393,535 | 8,538,590 | 9,895,600 | 86.29% | 1,389,789 | 2,738,500 | 50.75% | 4,777.70 |
| D0436 | Montgomery | Caney | 807.0 | 1,381.3 | 4,985,633 | 526,930 | 5,512,563 | 6,077,720 | 90.70% | 645,300 | 1,080,000 | 59.75% | 6,177.98 |
| D0437 | Shawnee | Auburn Washburn | 5,356.4 | 7,699.1 | 20,245,265 | 5,497,178 | 25,742,443 | 33,876,040 | 75.99% | 1,301,173 | 10,189,295 | 12.77% | 3,779.64 |
| D0438 | Pratt | Skyline | 358.0 | 719.6 | 2,220,338 | 415,786 | 2,636,124 | 3,166,240 | 83.26% | 173,872 | 829,544 | 20.96% | 6,202.06 |
| D0439 | Harvey | Sedgwick | 532.0 | 922.8 | 3,355,375 | 453,550 | 3,808,925 | 4,060,320 | 93.81% | 344,755 | 475,000 | 72.58% | 6,307.10 |
| D0440 | Harvey | Halstead | 789.6 | 1,371.1 | 4,769,738 | 657,735 | 5,427,473 | 6,032,840 | 89.97% | 576,080 | 1,095,000 | 52.61% | 6,040.70 |
| D0441 | Nemaha | Sabetha | 935.5 | 1,572.7 | 5,267,310 | 845,136 | 6,112,446 | 6,919,810 | 88.33% | 1,136,116 | 2,089,601 | 54.37% | 5,630.48 |
| D0442 | Nemaha | Nemaha Valley | 439.0 | 846.8 | 2,714,368 | 431,514 | 3,145,882 | 3,725,920 | 84.43% | 238,707 | 630,000 | 37.89% | 6,183.07 |
| D0443 | Ford | Dodge City | 5,550.7 | 10,049.4 | 35,987,556 | 4,812,211 | 40,799,767 | 44,217,360 | 92.27% | 7,912,076 | 12,042,734 | 65.70% | 6,483.43 |
| D0444 | Rice | Little River | 299.3 | 614.9 | 1,786,256 | 348,040 | 2,134,296 | 2,705,560 | 78.89% | 16,151 | 485,000 | 3.33% | 5,968.11 |
| D0445 | Montgomery | Coffeyville | 1,800.2 | 2,921.5 | 8,533,760 | 1,548,644 | 10,082,404 | 12,854,600 | 78.43% | 1,348,915 | 3,881,771 | 34.75% | 4,740.45 |
| D0446 | Montgomery | Independence | 1,832.0 | 2,782.8 | 9,045,342 | 1,410,849 | 10,456,191 | 12,244,320 | 85.40% | 1,583,926 | 3,390,253 | 46.72% | 4,937.41 |
| D0447 | Montgomery | Cherryvale | 878.2 | 1,525.1 | 5,630,842 | 609,546 | 6,240,388 | 6,710,440 | 93.00% | 1,168,221 | 1,630,000 | 71.67% | 6,411.80 |
| D0448 | McPherson | Inman | 445.3 | 799.4 | 2,634,085 | 403,182 | 3,037,267 | 3,517,360 | 86.35% | 349,470 | 900,000 | 38.83% | 5,915.30 |
| D0449 | Leavenworth | Easton | 671.1 | 1,231.5 | 4,112,179 | 742,094 | 4,854,273 | 5,418,600 | 89.59% | 731,532 | 1,484,439 | 49.28% | 6,127.52 |
| D0450 | Shawnee | Shawnee Heights | 3,362.4 | 4,945.1 | 15,669,390 | 3,011,455 | 18,680,845 | 21,758,440 | 85.86% | 2,974,751 | 6,444,434 | 46.16% | 4,660.18 |
| D0451 | Nemaha | B & B | 192.5 | 432.8 | 1,526,684 | 145,719 | 1,672,403 | 1,904,320 | 87.82% | 174,010 | 297,250 | 58.54% | 7,930.83 |
| D0452 | Stanton | Stanton County | 423.2 | 879.3 | 1,302,809 | 289,235 | 1,592,044 | 3,868,920 | 41.15% | 0 | 1,028,077 | 0.00% | 3,078.47 |

| GENERAL STATE AID/SUPPLEMENTAL GENERAL STATE AID | | | | | | | | | | | | | |
|--|-------------|-------------------|-----------------|----------|-------------|------------|-------------|-------------|--------------|------------|------------|-------------|-----------|
| FOR KANSAS USD'S 2008-2009 | | | | | | | | | | | | | |
| | | | | WEIGHTED | | | | | % OF TOTAL | | | % OF SUPP. | GENERAL |
| | | | FTE Enrollment | FTE | GENERAL | SPECIAL | STATE AID | GENERAL | STATE AID | SUPP. | SUPP. | STATE AID | GENERAL |
| USD# | COUNTY NAME | USD NAME | (includes MILT) | ENROLL. | STATE AID | EDUCATION | TOTAL | FUND | to GEN. FUND | GENERAL | GENERAL | TO SUPP. | AID PER |
| | | | | | | | BUDGET | BUDGET | BUDGET | STATE AID | BUDGET | GEN. BUDGET | PUPIL |
| D0453 | Leavenworth | Leavenworth | 3,857.2 | 6,096.5 | 19,420,353 | 3,833,833 | 23,254,186 | 26,824,600 | 86.69% | 3,570,823 | 7,504,882 | 47.58% | 5,034.83 |
| D0454 | Osage | Burlingame | 329.3 | 644.2 | 2,254,974 | 386,535 | 2,641,509 | 2,834,480 | 93.19% | 333,269 | 534,000 | 62.41% | 6,847.78 |
| D0456 | Osage | Marais Des Cygnes | 267.0 | 624.9 | 2,142,826 | 341,448 | 2,484,274 | 2,749,560 | 90.35% | 158,410 | 350,000 | 45.26% | 8,025.57 |
| D0457 | Finney | Garden City | 6,751.5 | 11,157.2 | 37,924,398 | 5,361,952 | 43,286,350 | 49,091,680 | 88.17% | 4,251,706 | 8,177,931 | 51.99% | 5,617.18 |
| D0458 | Leavenworth | Basehor-Linwood | 2,139.1 | 2,852.2 | 8,737,481 | 1,552,609 | 10,290,090 | 12,549,680 | 81.99% | 1,462,786 | 3,789,602 | 38.60% | 4,084.65 |
| D0459 | Ford | Bucklin | 232.9 | 500.1 | 1,496,252 | 197,927 | 1,694,179 | 2,200,440 | 76.99% | 0 | 433,332 | 0.00% | 6,424.44 |
| D0460 | Harvey | Hesston | 820.0 | 1,312.8 | 4,435,042 | 642,823 | 5,077,865 | 5,776,320 | 87.91% | 791,995 | 1,510,000 | 52.45% | 5,408.59 |
| D0461 | Wilson | Neodesha | 716.4 | 1,303.4 | 4,560,490 | 589,497 | 5,149,987 | 5,734,960 | 89.80% | 1,019,302 | 1,732,034 | 58.85% | 6,365.84 |
| D0462 | Cowley | Central | 336.5 | 686.2 | 2,476,884 | 308,722 | 2,785,606 | 3,019,280 | 92.26% | 554,053 | 899,145 | 61.62% | 7,360.73 |
| D0463 | Cowley | Udall | 391.2 | 738.6 | 2,582,771 | 371,593 | 2,954,364 | 3,249,840 | 90.91% | 503,246 | 832,500 | 60.45% | 6,602.18 |
| D0464 | Leavenworth | Tonganoxie | 1,772.4 | 2,579.6 | 8,376,310 | 1,347,372 | 9,723,682 | 11,350,240 | 85.67% | 1,499,779 | 3,302,750 | 45.41% | 4,725.97 |
| D0465 | Cowley | Winfield | 2,430.7 | 3,622.2 | 11,811,645 | 2,187,665 | 13,999,310 | 15,937,680 | 87.84% | 2,683,341 | 4,782,286 | 56.11% | 4,859.36 |
| D0466 | Scott | Scott County | 855.9 | 1,482.7 | 4,367,498 | 535,429 | 4,902,927 | 6,523,880 | 75.15% | 93,133 | 1,944,314 | 4.79% | 5,102.81 |
| D0467 | Wichita | Leoli | 426.1 | 849.5 | 2,909,063 | 278,906 | 3,187,969 | 3,737,800 | 85.29% | 219,643 | 934,255 | 23.51% | 6,827.18 |
| D0468 | Lane | Healy | 73.5 | 234.3 | 671,777 | 115,125 | 786,902 | 1,030,920 | 76.33% | 418 | 321,666 | 0.13% | 9,139.82 |
| D0469 | Leavenworth | Lansing | 2,402.8 | 3,352.5 | 10,990,487 | 1,716,493 | 12,706,980 | 14,751,000 | 86.14% | 2,196,329 | 4,305,684 | 51.01% | 4,574.03 |
| D0470 | Cowley | Arkansas City | 2,709.3 | 4,441.3 | 15,638,104 | 2,403,951 | 18,042,055 | 19,541,720 | 92.33% | 3,462,618 | 5,049,757 | 68.57% | 5,772.01 |
| D0471 | Cowley | Dexter | 173.0 | 414.9 | 1,511,411 | 182,014 | 1,693,425 | 1,825,560 | 92.76% | 98,935 | 155,950 | 63.44% | 8,736.48 |
| D0473 | Dickinson | Chapman | 973.0 | 1,817.8 | 5,994,084 | 852,264 | 6,846,348 | 7,998,320 | 85.60% | 839,385 | 2,415,497 | 34.75% | 6,160.42 |
| D0474 | Kiowa | Haviland | 139.0 | 345.7 | 897,147 | 163,745 | 1,060,892 | 1,521,080 | 69.75% | 0 | 459,398 | 0.00% | 6,454.29 |
| D0475 | Geary | Junction City | 7,242.9 | 11,063.8 | 30,478,901 | 6,169,799 | 36,648,700 | 48,680,720 | 75.28% | 9,384,366 | 12,698,736 | 73.90% | 4,208.11 |
| D0476 | Gray | Copeland | 112.5 | 346.1 | 1,208,402 | 102,150 | 1,310,552 | 1,522,840 | 86.06% | 22,225 | 350,000 | 6.35% | 10,741.35 |
| D0477 | Gray | Ingalls | 228.5 | 540.5 | 1,828,527 | 207,959 | 2,036,486 | 2,378,200 | 85.63% | 108,829 | 390,769 | 27.85% | 8,002.31 |
| D0479 | Anderson | Crest | 221.0 | 535.0 | 1,787,248 | 308,637 | 2,095,885 | 2,354,000 | 89.04% | 96,188 | 285,000 | 33.75% | 8,087.10 |
| D0480 | Seward | Liberal | 4,257.7 | 6,844.2 | 24,280,477 | 2,081,006 | 26,361,483 | 30,114,480 | 87.54% | 2,535,000 | 4,875,000 | 52.00% | 5,702.72 |
| D0481 | Dickinson | Rural Vista | 416.0 | 837.5 | 2,868,647 | 401,024 | 3,269,671 | 3,685,000 | 88.73% | 300,840 | 690,000 | 43.60% | 6,895.79 |
| D0482 | Lane | Dighton | 253.0 | 514.0 | 1,223,331 | 205,278 | 1,428,609 | 2,261,600 | 63.17% | 0 | 677,451 | 0.00% | 4,835.30 |
| D0483 | Seward | Kismet-Plains | 714.5 | 1,587.4 | 4,505,651 | 599,845 | 5,105,496 | 6,984,560 | 73.10% | 0 | 690,000 | 0.00% | 6,306.02 |
| D0484 | Wilson | Fredonia | 744.1 | 1,347.0 | 4,422,508 | 658,732 | 5,081,240 | 5,926,800 | 85.73% | 715,229 | 1,672,268 | 42.77% | 5,943.43 |
| D0486 | Doniphan | Elwood | 309.9 | 629.5 | 2,272,580 | 284,176 | 2,556,756 | 2,769,800 | 92.31% | 267,995 | 455,000 | 58.90% | 7,333.27 |
| D0487 | Dickinson | Herington | 516.4 | 976.0 | 3,531,226 | 463,854 | 3,995,080 | 4,294,400 | 93.03% | 767,520 | 1,200,000 | 63.96% | 6,838.16 |
| D0488 | Marshall | Axtell | 296.7 | 585.2 | 1,907,596 | 255,657 | 2,163,253 | 2,574,880 | 84.01% | 345,760 | 777,687 | 44.46% | 6,429.38 |
| D0489 | Ellis | Hays | 2,758.2 | 4,299.1 | 11,281,064 | 3,138,412 | 14,419,476 | 18,916,040 | 76.23% | 774,885 | 5,710,279 | 13.57% | 4,090.01 |
| D0490 | Butler | El Dorado | 1,992.9 | 3,174.5 | 9,246,648 | 1,883,402 | 11,130,050 | 13,967,800 | 79.68% | 842,399 | 4,091,304 | 20.59% | 4,639.80 |
| D0491 | Douglas | Eudora | 1,396.3 | 2,064.1 | 6,832,518 | 1,227,861 | 8,060,379 | 9,082,040 | 88.75% | 1,510,695 | 2,742,230 | 55.09% | 4,893.30 |
| D0492 | Butler | Flinthills | 294.8 | 614.0 | 2,111,981 | 293,427 | 2,405,408 | 2,701,600 | 89.04% | 332,088 | 740,277 | 44.86% | 7,164.11 |
| D0493 | Cherokee | Columbus | 1,152.6 | 2,003.0 | 6,872,680 | 1,047,175 | 7,919,855 | 8,813,200 | 89.86% | 1,260,467 | 2,597,295 | 48.53% | 5,962.76 |
| D0494 | Hamilton | Syracuse | 469.5 | 944.2 | 2,668,322 | 297,844 | 2,966,166 | 4,154,480 | 71.40% | 0 | 928,439 | 0.00% | 5,683.33 |
| D0495 | Pawnee | Ft. Larned | 862.0 | 1,570.7 | 5,051,744 | 1,069,591 | 6,121,335 | 6,911,080 | 88.57% | 961,646 | 2,086,453 | 46.09% | 5,860.49 |
| D0496 | Pawnee | Pawnee Heights | 147.1 | 347.7 | 1,160,362 | 166,489 | 1,326,851 | 1,529,880 | 86.73% | 84,691 | 419,263 | 20.20% | 7,888.25 |
| D0497 | Douglas | Lawrence | 10,418.4 | 15,603.7 | 39,442,913 | 10,918,476 | 50,361,389 | 68,656,280 | 73.35% | 0 | 21,415,176 | 0.00% | 3,785.89 |
| D0498 | Marshall | Valley Heights | 363.0 | 782.2 | 2,665,935 | 509,154 | 3,175,089 | 3,441,680 | 92.25% | 572,870 | 1,039,125 | 55.13% | 7,344.17 |
| D0499 | Cherokee | Galena | 728.0 | 1,353.3 | 5,173,812 | 577,658 | 5,751,470 | 5,954,520 | 96.59% | 1,371,784 | 1,730,084 | 79.29% | 7,106.88 |
| D0500 | Wyandotte | Kansas City | 18,427.1 | 32,387.2 | 113,683,785 | 14,691,745 | 128,375,530 | 142,503,680 | 90.09% | 22,380,727 | 42,460,116 | 52.71% | 6,169.38 |
| D0501 | Shawnee | Topeka | 12,903.4 | 21,600.2 | 69,081,087 | 14,947,071 | 84,028,158 | 95,040,880 | 88.41% | 13,340,574 | 28,222,074 | 47.27% | 5,353.71 |
| D0502 | Edwards | Lewis | 101.6 | 276.4 | 749,963 | 123,427 | 873,390 | 1,216,160 | 71.82% | 0 | 365,000 | 0.00% | 7,381.53 |
| D0503 | Labette | Parsons | 1,343.4 | 2,281.4 | 7,897,494 | 1,277,708 | 9,175,202 | 10,038,160 | 91.40% | 1,596,240 | 2,700,000 | 59.12% | 5,878.74 |
| D0504 | Labette | Oswego | 473.6 | 905.2 | 3,380,500 | 421,887 | 3,802,387 | 3,982,880 | 95.47% | 918,480 | 1,200,000 | 76.54% | 7,137.88 |

| RUN# R009B processed on 8/14/09 | | | | | | | | | | | | | |
|--|-------------|--------------------|-----------------|-----------|---------------|-------------|---------------|---------------|--------------|-------------|-------------|-------------|----------|
| GENERAL STATE AID/SUPPLEMENTAL GENERAL STATE AID | | | | | | | | | | | | | |
| FOR KANSAS USD'S 2008-2009 | | | | | | | | | | | | | |
| | | | | WEIGHTED | | | | GENERAL | % OF TOTAL | | | GENERAL | |
| | | | FTE Enrollment | FTE | GENERAL | SPECIAL | STATE AID | FUND | STATE AID | SUPP. | SUPP. | % OF SUPP. | GENERAL |
| USD# | COUNTY NAME | USD NAME | (includes MILT) | ENROLL. | STATE AID | EDUCATION | TOTAL | BUDGET | to GEN. FUND | GENERAL | GENERAL | TO SUPP. | AID PER |
| | | | | | | | | | BUDGET | STATE AID | BUDGET | GEN. BUDGET | PUPIL |
| D0505 | Labette | Chetopa - St. Paul | 502.4 | 1,021.4 | 3,744,379 | 537,677 | 4,282,056 | 4,494,160 | 95.28% | 1,007,547 | 1,357,149 | 74.24% | 7,452.98 |
| D0506 | Labette | Labette County | 1,580.6 | 2,459.2 | 8,499,618 | 1,454,609 | 9,954,227 | 10,820,480 | 91.99% | 2,146,599 | 3,191,494 | 67.26% | 5,377.46 |
| D0507 | Haskell | Satanta | 343.0 | 727.1 | 0 | 226,108 | 226,108 | 3,199,240 | 7.07% | 0 | 876,888 | 0.00% | 0.00 |
| D0508 | Cherokee | Baxter Springs | 926.5 | 1,619.8 | 5,941,645 | 764,175 | 6,705,820 | 7,127,120 | 94.09% | 1,395,942 | 1,970,000 | 70.86% | 6,413.00 |
| D0509 | Sumner | South Haven | 225.5 | 514.4 | 1,767,290 | 314,886 | 2,082,176 | 2,263,360 | 91.99% | 186,270 | 350,000 | 53.22% | 7,837.21 |
| D0511 | Harper | Altica | 138.5 | 331.6 | 920,182 | 149,260 | 1,069,442 | 1,459,040 | 73.30% | 0 | 433,000 | 0.00% | 6,643.91 |
| D0512 | Johnson | Shawnee Mission | 26,579.0 | 38,991.9 | 84,596,360 | 26,103,306 | 110,699,666 | 171,564,360 | 64.52% | 0 | 53,275,324 | 0.00% | 3,182.83 |
| | | | 447,705.6 | 729,862.3 | 2,210,535,127 | 420,403,054 | 2,630,938,181 | 3,213,190,004 | 81.88% | 323,523,531 | 901,535,280 | 35.89% | 4,937.47 |

Appendix P-3:

General State Aid/Supplemental General State Aid for Kansas

USD's 2009-2010

This information is publically available at

http://www.ksde.org/Portals/0/School%20Finance/reports_and_publications/General%20State%20Aid/2009-2010GenStateAid.xls. It is appropriate to take judicial notice of this report, and Plaintiffs respectfully request that this Court do so. K.S.A. 60-409(b)(4); K.S.A. 60-412(c).

**GENERAL STATE AID/SUPPLEMENTAL GENERAL STATE AID
FOR KANSAS USD'S 2009-2010**

| USD # | COUNTY | DISTRICT NAME | FTE ENROLLMENT (INC MLT/VIRT) | WEIGHTED FTE ENROLLMENT | GENERAL STATE AID | SPECIAL EDUCATION | FY10 GF ARRA | GENERAL AID TOTAL | GENERAL BUDGET | % OF AID TO GENERAL FUND BUDGET | SUPP. STATE AID | FY10 LOB ARRA | SUPP. AID TOTAL | SUPP. BUDGET | % OF AID TO SUPP. GEN. BUDGET | GENERAL STATE AID PER PUPIL |
|-------|-------------|----------------------|-------------------------------------|-------------------------------|----------------------|----------------------|-----------------|----------------------|-------------------|---------------------------------------|--------------------|------------------|--------------------|-----------------|-------------------------------------|-----------------------------------|
| D0101 | NEOSHO | ERIE | 508.5 | 1,126.2 | 2,642,698 | 682,749 | 224,127 | 3,549,574 | 4,518,314 | 78.56% | 224,999 | 76,099 | 301,098 | 1,490,735 | 20.20% | 5,197.05 |
| D0102 | GRAY | CIMARRON-ENSIGN | 658.7 | 1,203.7 | 3,522,093 | 460,751 | 233,857 | 4,216,701 | 4,829,244 | 87.32% | 348,762 | 118,495 | 467,257 | 1,000,000 | 46.73% | 5,347.04 |
| D0103 | CHEYENNE | CHEYLIN | 137.0 | 364.2 | 966,059 | 149,744 | 71,196 | 1,186,999 | 1,461,170 | 81.24% | 0 | 0 | 0 | 479,054 | 0.00% | 7,051.53 |
| D0105 | RAWLINS | RAWLINS COUNTY | 312.2 | 622.0 | 1,746,079 | 233,924 | 121,684 | 2,101,687 | 2,495,464 | 84.22% | 159,733 | 54,271 | 214,004 | 839,000 | 25.51% | 5,592.82 |
| D0106 | NESS | WESTERN PLAINS | 164.0 | 410.5 | 898,205 | 106,811 | 81,188 | 1,086,204 | 1,646,926 | 65.95% | 0 | 0 | 0 | 495,439 | 0.00% | 5,476.86 |
| D0107 | JEWELL | ROCK HILLS | 292.0 | 624.0 | 2,678,358 | 265,023 | 141,320 | 3,084,701 | 3,575,992 | 86.26% | 238,457 | 80,828 | 319,285 | 838,916 | 38.06% | 9,172.46 |
| D0108 | WASHINGTON | WASHINGTON CO.SOUTH | 396.5 | 822.9 | 2,179,756 | 483,959 | 153,149 | 2,816,864 | 3,301,475 | 85.32% | 279,845 | 95,080 | 374,925 | 1,073,220 | 34.93% | 5,497.49 |
| D0109 | REPUBLIC | REPUBLIC COUNTY | 471.8 | 967.0 | 2,546,352 | 537,019 | 183,499 | 3,266,870 | 3,879,604 | 84.21% | 274,540 | 93,278 | 367,818 | 1,273,899 | 28.87% | 5,397.10 |
| D0110 | PHILLIPS | THUNDER RIDGE | 236.5 | 553.7 | 2,409,660 | 249,762 | 110,970 | 2,770,392 | 3,042,603 | 91.05% | 216,739 | 73,587 | 290,326 | 704,953 | 41.18% | 10,188.84 |
| D0111 | DONIPHAN | DONIPHAN WEST | 373.1 | 790.5 | 2,832,780 | 378,508 | 181,422 | 3,392,710 | 4,029,071 | 84.21% | 255,901 | 86,945 | 342,846 | 820,000 | 41.81% | 7,592.55 |
| D0200 | GREELEY | GREELEY COUNTY | 211.8 | 466.3 | 1,018,015 | 67,382 | 98,528 | 1,183,925 | 1,870,796 | 63.28% | 0 | 0 | 0 | 647,279 | 0.00% | 4,806.49 |
| D0202 | WYANDOTTE | TURNER-KANSAS CITY | 3,771.6 | 6,210.5 | 18,550,405 | 2,701,782 | 1,184,459 | 22,436,646 | 24,916,526 | 90.05% | 3,409,327 | 1,158,352 | 4,567,679 | 8,201,000 | 55.70% | 4,918.44 |
| D0203 | WYANDOTTE | PIPER-KANSAS CITY | 1,630.5 | 2,438.6 | 4,838,651 | 1,177,208 | 402,334 | 6,418,193 | 9,780,911 | 65.62% | 0 | 0 | 0 | 3,165,494 | 0.00% | 2,967.59 |
| D0204 | WYANDOTTE | BONNER SPRINGS | 2,358.8 | 3,473.7 | 8,587,611 | 1,821,557 | 664,486 | 11,073,654 | 13,936,484 | 79.46% | 1,176,457 | 399,713 | 1,576,170 | 4,447,938 | 35.44% | 3,640.67 |
| D0205 | BUTLER | BLUESTEM | 537.0 | 1,133.1 | 3,306,576 | 519,676 | 227,494 | 4,053,746 | 4,545,997 | 89.17% | 464,824 | 157,929 | 622,753 | 1,323,654 | 47.05% | 6,157.50 |
| D0206 | BUTLER | REMINGTON-WHITEWATER | 524.0 | 1,017.0 | 2,775,605 | 499,090 | 197,931 | 3,472,626 | 4,080,204 | 85.11% | 285,879 | 97,130 | 383,009 | 1,150,000 | 33.31% | 5,296.96 |
| D0207 | LEAVENWORTH | FT LEAVENWORTH | 2,065.0 | 2,492.3 | 4,203,177 | 1,155,652 | 450,724 | 5,809,553 | 9,999,108 | 58.10% | 2,193,128 | 729,784 | 2,922,912 | 3,303,379 | 88.48% | 2,035.44 |
| D0208 | TREGO | WAKEENEY | 411.2 | 853.8 | 2,190,462 | 477,583 | 160,999 | 2,829,044 | 3,425,446 | 82.59% | 91,360 | 31,041 | 122,401 | 708,000 | 17.29% | 5,327.00 |
| D0209 | STEVENS | MOSCOW PUBLIC SCH | 187.8 | 484.0 | 0 | 107,261 | 98,331 | 205,592 | 1,941,808 | 10.59% | 0 | 0 | 0 | 661,921 | 0.00% | 0.00 |
| D0210 | STEVENS | HUGOTON PUBLIC | 985.7 | 1,746.6 | 0 | 497,960 | 326,306 | 824,266 | 7,007,359 | 11.76% | 0 | 0 | 0 | 2,219,586 | 0.00% | 0.00 |
| D0211 | NORTON | NORTON COMMUNITY | 688.9 | 1,254.3 | 3,690,078 | 714,638 | 228,871 | 4,633,587 | 5,032,252 | 92.08% | 622,431 | 211,477 | 833,908 | 1,403,600 | 59.41% | 5,356.48 |
| D0212 | NORTON | NORTHERN VALLEY | 195.0 | 491.0 | 1,492,169 | 218,570 | 94,549 | 1,805,288 | 1,969,892 | 91.64% | 207,002 | 70,331 | 277,333 | 547,000 | 50.70% | 7,652.15 |
| D0213 | NORTON | WEST SOLOMON VALLEY | 38.0 | 109.4 | 202,702 | 37,880 | 24,074 | 264,656 | 438,913 | 60.30% | 0 | 0 | 0 | 151,504 | 0.00% | 5,334.26 |
| D0214 | GRANT | ULYSSES | 1,610.4 | 2,514.7 | 2,095,198 | 808,305 | 479,565 | 3,383,068 | 10,088,976 | 33.53% | 0 | 0 | 0 | 3,236,151 | 0.00% | 1,301.04 |
| D0215 | KEARNY | LAKIN | 628.5 | 1,201.3 | 100,544 | 335,078 | 242,647 | 678,269 | 4,819,616 | 14.07% | 0 | 0 | 0 | 1,450,474 | 0.00% | 159.97 |
| D0216 | KEARNY | DEERFIELD | 246.9 | 606.0 | 793,211 | 155,392 | 130,256 | 1,078,859 | 2,431,272 | 44.37% | 0 | 0 | 0 | 809,180 | 0.00% | 3,212.68 |
| D0217 | MORTON | ROLLA | 199.5 | 455.4 | 0 | 119,180 | 90,307 | 209,487 | 1,827,065 | 11.47% | 0 | 0 | 0 | 610,040 | 0.00% | 0.00 |
| D0218 | MORTON | ELKHART | 633.9 | 1,204.8 | 2,610,231 | 329,125 | 232,261 | 3,171,617 | 4,833,658 | 65.62% | 0 | 0 | 0 | 1,610,448 | 0.00% | 4,117.73 |
| D0219 | CLARK | MINNEOLA | 261.1 | 529.8 | 1,407,383 | 193,809 | 102,989 | 1,704,181 | 2,125,558 | 80.18% | 115,486 | 39,237 | 154,723 | 640,300 | 24.16% | 5,390.21 |
| D0220 | CLARK | ASHLAND | 221.0 | 475.0 | 990,215 | 158,089 | 93,127 | 1,241,431 | 1,905,700 | 65.14% | 0 | 0 | 0 | 530,000 | 0.00% | 4,480.61 |
| D0223 | WASHINGTON | BARNES | 329.7 | 693.1 | 1,799,687 | 395,117 | 134,454 | 2,329,258 | 2,780,717 | 83.76% | 199,836 | 68,199 | 268,035 | 918,906 | 29.17% | 5,458.56 |
| D0224 | WASHINGTON | CLIFTON-CLYDE | 278.5 | 595.2 | 1,560,661 | 296,286 | 117,486 | 1,974,433 | 2,387,942 | 82.68% | 120,574 | 40,967 | 161,541 | 658,750 | 24.52% | 5,603.81 |
| D0225 | MEADE | FOWLER | 161.0 | 385.9 | 1,098,624 | 107,435 | 80,292 | 1,286,351 | 1,548,231 | 83.09% | 79,100 | 27,132 | 106,232 | 523,403 | 20.30% | 6,823.75 |
| D0226 | MEADE | MEADE | 475.7 | 875.4 | 1,746,355 | 315,996 | 170,445 | 2,232,796 | 3,512,105 | 63.57% | 0 | 0 | 0 | 1,139,574 | 0.00% | 3,671.13 |
| D0227 | HODGEMAN | JETMORE | 264.5 | 530.0 | 1,404,859 | 167,295 | 106,553 | 1,678,707 | 2,126,360 | 78.95% | 39,408 | 13,389 | 52,797 | 697,881 | 7.57% | 5,311.38 |
| D0228 | HODGEMAN | HANSTON | 74.5 | 199.7 | 532,528 | 72,444 | 37,610 | 642,582 | 801,196 | 80.20% | 0 | 0 | 0 | 255,834 | 0.00% | 7,148.03 |
| D0229 | JOHNSON | BLUE VALLEY | 20,308.0 | 29,113.5 | 51,254,456 | 15,490,343 | 5,143,255 | 71,888,054 | 116,803,362 | 61.55% | 0 | 0 | 0 | 40,381,147 | 0.00% | 2,523.86 |
| D0230 | JOHNSON | SPRING HILL | 2,828.3 | 3,713.1 | 10,423,486 | 1,435,446 | 601,228 | 12,460,160 | 14,896,957 | 83.64% | 1,526,350 | 518,761 | 2,045,111 | 4,948,603 | 41.33% | 3,685.42 |
| D0231 | JOHNSON | GARDNER-EDGERTON | 4,549.9 | 6,488.0 | 16,310,014 | 4,089,953 | 1,172,433 | 21,572,400 | 26,025,067 | 82.89% | 2,572,169 | 873,920 | 3,446,089 | 8,466,980 | 40.70% | 3,584.70 |
| D0232 | JOHNSON | DESOTO | 6,214.7 | 8,690.8 | 21,697,750 | 4,089,673 | 1,671,218 | 27,458,641 | 34,867,490 | 78.75% | 3,015,253 | 1,025,285 | 4,040,538 | 11,533,491 | 35.03% | 3,491.36 |
| D0233 | JOHNSON | OLATHE | 25,478.4 | 37,348.1 | 87,581,425 | 20,781,433 | 6,743,912 | 115,106,770 | 149,840,577 | 76.82% | 10,790,014 | 3,676,834 | 14,466,848 | 52,737,142 | 27.43% | 3,437.48 |
| D0234 | BOURBON | FORT SCOTT | 1,890.8 | 2,973.4 | 9,067,057 | 1,012,454 | 579,449 | 10,658,960 | 11,929,281 | 89.35% | 1,057,345 | 359,243 | 1,416,588 | 2,500,000 | 56.66% | 4,795.35 |
| D0235 | BOURBON | UNIONTOWN | 437.6 | 908.9 | 2,922,031 | 316,922 | 181,204 | 3,420,157 | 3,646,507 | 93.79% | 337,678 | 114,729 | 452,407 | 719,000 | 62.92% | 6,677.40 |
| D0237 | SMITH | SMITH CENTER | 433.0 | 887.6 | 2,496,762 | 482,909 | 171,145 | 3,150,816 | 3,561,051 | 88.48% | 387,922 | 131,801 | 519,723 | 1,181,082 | 44.00% | 5,766.19 |
| D0239 | OTTAWA | NORTH OTTAWA CO | 619.2 | 1,158.9 | 3,313,997 | 560,195 | 208,733 | 4,082,925 | 4,649,507 | 87.81% | 524,674 | 177,117 | 701,791 | 1,515,000 | 46.32% | 5,352.06 |
| D0240 | OTTAWA | TWIN VALLEY | 606.5 | 1,142.7 | 3,356,319 | 500,085 | 218,769 | 4,075,173 | 4,584,512 | 88.89% | 584,090 | 198,450 | 782,540 | 1,492,832 | 52.42% | 5,533.91 |

**GENERAL STATE AID/SUPPLEMENTAL GENERAL STATE AID
FOR KANSAS USD'S 2009-2010**

| USD # | COUNTY | DISTRICT NAME | FTE | WEIGHTED | | | | GENERAL | GENERAL | % OF AID TO | SUPP. | | SUPP. | SUPP. | % OF AID | GENERAL |
|-------|------------|----------------------|----------------|------------|-------------|------------|------------|-------------|-------------|--------------|------------|------------|------------|-------------|-------------|-----------|
| | | | ENROLLMENT | FTE | GENERAL | SPECIAL | FY10 GF | FUND | FUND | GENERAL FUND | GENERAL | FY10 LOB | GENERAL | GENERAL | TO SUPP. | STATE AID |
| | | | (INC MLT/VIRT) | ENROLLMENT | STATE AID | EDUCATION | ARRA | AID TOTAL | BUDGET | BUDGET | STATE AID | ARRA | AID TOTAL | BUDGET | GEN. BUDGET | PER PUPIL |
| D0241 | WALLACE | WALLACE COUNTY | 198.5 | 438.2 | 1,200,302 | 133,336 | 90,263 | 1,423,901 | 1,758,058 | 80.99% | 22,641 | 7,692 | 30,333 | 385,000 | 7.88% | 6,046.86 |
| D0242 | WALLACE | WESKAN | 103.0 | 264.2 | 795,055 | 81,813 | 54,665 | 931,533 | 1,059,970 | 87.88% | 75,554 | 25,670 | 101,224 | 347,456 | 29.13% | 7,718.98 |
| D0243 | COFFEY | LEBO-WAVERLY | 526.0 | 1,001.2 | 2,923,178 | 467,189 | 195,263 | 3,585,630 | 4,016,814 | 89.27% | 427,369 | 145,203 | 572,572 | 1,106,647 | 51.74% | 5,557.37 |
| D0244 | COFFEY | BURLINGTON | 823.0 | 1,540.6 | 0 | 1,130,959 | 275,949 | 1,406,908 | 6,180,887 | 22.76% | 0 | 0 | 0 | 2,064,050 | 0.00% | 0.00 |
| D0245 | COFFEY | LEROY-GRIDLEY | 246.5 | 553.8 | 1,499,284 | 286,281 | 105,700 | 1,891,265 | 2,221,846 | 85.12% | 93,612 | 31,806 | 125,418 | 550,000 | 22.80% | 6,082.29 |
| D0246 | CRAWFORD | NORTHEAST | 561.5 | 1,132.8 | 3,638,457 | 439,949 | 216,714 | 4,295,120 | 4,543,971 | 94.52% | 638,285 | 216,863 | 855,148 | 1,340,000 | 63.82% | 6,479.89 |
| D0247 | CRAWFORD | CHEROKEE | 657.0 | 1,338.9 | 4,103,835 | 565,452 | 262,392 | 4,931,679 | 5,371,667 | 91.81% | 743,676 | 252,671 | 996,347 | 1,715,000 | 58.10% | 6,246.32 |
| D0248 | CRAWFORD | GIRARD | 1,008.8 | 1,752.4 | 5,374,754 | 743,182 | 332,451 | 6,450,387 | 7,029,702 | 91.76% | 904,021 | 307,150 | 1,211,171 | 1,995,000 | 60.71% | 5,327.87 |
| D0249 | CRAWFORD | FRONTENAC PUBLIC | 850.0 | 1,417.7 | 4,407,162 | 601,729 | 263,398 | 5,272,289 | 5,687,812 | 92.69% | 737,553 | 250,590 | 988,143 | 1,500,000 | 65.88% | 5,184.90 |
| D0250 | CRAWFORD | PITTSBURG | 2,700.2 | 4,413.3 | 12,258,266 | 2,124,209 | 808,517 | 15,190,992 | 17,706,160 | 85.79% | 1,656,284 | 562,739 | 2,219,023 | 5,250,000 | 42.27% | 4,539.76 |
| D0251 | LYON | NORTH LYON COUNTY | 506.6 | 1,007.4 | 2,904,400 | 421,891 | 200,030 | 3,526,321 | 4,041,689 | 87.25% | 409,538 | 139,144 | 548,682 | 1,285,873 | 42.67% | 5,733.12 |
| D0252 | LYON | SOUTHERN LYON COUNTY | 498.3 | 966.6 | 2,669,678 | 403,249 | 199,418 | 3,272,345 | 3,877,999 | 84.38% | 318,064 | 108,318 | 426,382 | 1,233,157 | 34.58% | 5,357.57 |
| D0253 | LYON | EMPORIA | 4,328.1 | 7,331.9 | 22,146,962 | 2,755,356 | 1,458,550 | 26,360,868 | 29,415,583 | 89.62% | 3,622,240 | 1,230,692 | 4,852,932 | 8,769,542 | 55.34% | 5,117.02 |
| D0254 | BARBER | BARBER COUNTY NORTH | 454.5 | 941.0 | 1,710,370 | 505,474 | 185,970 | 2,401,814 | 3,773,953 | 63.64% | 0 | 0 | 0 | 1,259,876 | 0.00% | 3,763.19 |
| D0255 | BARBER | SOUTH BARBER | 227.5 | 505.4 | 602,347 | 218,247 | 96,014 | 916,608 | 2,027,665 | 45.21% | 0 | 0 | 0 | 664,910 | 0.00% | 2,647.68 |
| D0256 | ALLEN | MARMATON VALLEY | 338.5 | 732.8 | 2,131,117 | 391,842 | 132,748 | 2,655,707 | 2,939,994 | 90.33% | 144,147 | 48,975 | 193,122 | 373,000 | 51.78% | 6,295.77 |
| D0257 | ALLEN | IOLA | 1,300.9 | 2,387.4 | 6,718,398 | 1,560,106 | 444,754 | 8,723,258 | 9,578,249 | 91.07% | 1,400,687 | 477,737 | 1,878,424 | 3,182,306 | 59.03% | 5,164.42 |
| D0258 | ALLEN | HUMBOLDT | 528.5 | 1,004.1 | 2,889,983 | 515,183 | 180,023 | 3,585,189 | 4,028,449 | 89.00% | 328,856 | 111,732 | 440,588 | 937,000 | 47.02% | 5,468.27 |
| D0259 | SEDGWICK | WICHITA | 46,225.0 | 78,835.1 | 219,925,341 | 36,851,612 | 14,570,059 | 271,347,012 | 316,286,421 | 85.79% | 30,458,046 | 10,348,415 | 40,806,461 | 100,371,138 | 40.66% | 4,757.71 |
| D0260 | SEDGWICK | DERBY | 6,254.9 | 8,967.8 | 22,706,954 | 4,470,196 | 1,676,313 | 28,853,463 | 35,978,814 | 80.20% | 3,721,835 | 1,264,530 | 4,986,365 | 11,862,600 | 42.03% | 3,630.27 |
| D0261 | SEDGWICK | HAYSVILLE | 4,782.4 | 7,455.0 | 22,606,431 | 3,734,592 | 1,350,466 | 27,691,489 | 29,909,460 | 92.58% | 4,593,074 | 1,560,541 | 6,153,615 | 9,298,220 | 66.18% | 4,727.01 |
| D0262 | SEDGWICK | VALLEY CENTER | 2,553.7 | 3,649.3 | 10,009,691 | 2,025,314 | 665,448 | 12,700,453 | 14,640,421 | 86.75% | 1,754,404 | 596,076 | 2,350,480 | 4,290,496 | 54.78% | 3,919.68 |
| D0263 | SEDGWICK | MULVANE | 1,850.0 | 2,505.3 | 7,429,567 | 1,133,846 | 470,906 | 9,034,319 | 10,051,264 | 89.88% | 1,525,285 | 518,230 | 2,043,515 | 3,270,515 | 62.48% | 4,015.98 |
| D0264 | SEDGWICK | CLEARWATER | 1,273.4 | 1,944.7 | 5,436,511 | 962,611 | 368,836 | 6,767,958 | 7,802,136 | 86.74% | 964,217 | 327,603 | 1,291,820 | 2,490,750 | 51.86% | 4,269.29 |
| D0265 | SEDGWICK | GODDARD | 4,887.0 | 6,824.6 | 18,740,463 | 3,452,611 | 1,251,282 | 23,444,356 | 27,380,295 | 85.62% | 3,536,741 | 1,201,641 | 4,738,382 | 9,017,732 | 52.55% | 3,834.76 |
| D0266 | SEDGWICK | MAIZE | 6,378.9 | 9,234.6 | 24,742,283 | 4,639,002 | 1,643,886 | 31,025,171 | 37,049,215 | 83.74% | 4,263,047 | 1,448,412 | 5,711,459 | 12,200,000 | 46.82% | 3,878.77 |
| D0267 | SEDGWICK | RENWICK | 1,945.7 | 2,644.3 | 6,975,391 | 1,424,181 | 497,845 | 8,897,417 | 10,608,932 | 83.87% | 1,300,040 | 441,701 | 1,741,741 | 3,526,880 | 49.38% | 3,585.03 |
| D0268 | SEDGWICK | CHENEY | 782.8 | 1,304.4 | 3,828,814 | 565,848 | 248,791 | 4,643,453 | 5,233,253 | 88.73% | 720,380 | 244,757 | 965,137 | 1,721,776 | 56.05% | 4,891.18 |
| D0269 | ROOKS | PALCO | 147.5 | 408.7 | 730,290 | 204,513 | 76,531 | 1,011,334 | 1,639,704 | 61.68% | 0 | 0 | 0 | 533,575 | 0.00% | 4,951.12 |
| D0270 | ROOKS | PLAINVILLE | 356.6 | 733.4 | 1,612,501 | 405,213 | 137,537 | 2,155,251 | 2,942,401 | 73.25% | 0 | 0 | 0 | 900,000 | 0.00% | 4,521.88 |
| D0271 | ROOKS | STOCKTON | 288.3 | 592.0 | 1,482,425 | 309,402 | 115,955 | 1,907,782 | 2,375,104 | 80.32% | 36,776 | 12,500 | 49,276 | 796,493 | 6.19% | 5,141.95 |
| D0272 | MITCHELL | WACONDA | 357.3 | 738.8 | 2,127,168 | 318,007 | 145,125 | 2,590,300 | 2,964,066 | 87.39% | 221,936 | 75,404 | 297,340 | 740,000 | 40.18% | 5,953.45 |
| D0273 | MITCHELL | BELOIT | 746.9 | 1,337.7 | 4,239,872 | 765,596 | 261,649 | 5,267,117 | 6,052,729 | 87.02% | 522,417 | 177,496 | 699,913 | 1,731,481 | 40.42% | 5,676.63 |
| D0274 | LOGAN | OAKLEY | 413.4 | 804.9 | 2,065,594 | 384,927 | 152,493 | 2,603,014 | 3,229,259 | 80.61% | 32,796 | 14,132 | 46,928 | 640,000 | 7.33% | 4,996.60 |
| D0275 | LOGAN | TRIPLAINS | 82.5 | 225.0 | 461,661 | 82,957 | 46,006 | 590,624 | 902,700 | 65.43% | 0 | 0 | 0 | 308,276 | 0.00% | 5,595.89 |
| D0281 | GRAHAM | HILL CITY | 363.1 | 724.5 | 1,597,884 | 385,836 | 138,805 | 2,122,525 | 2,906,694 | 73.02% | 0 | 0 | 0 | 970,479 | 0.00% | 4,400.67 |
| D0282 | ELK | WEST ELK | 336.0 | 811.9 | 2,258,172 | 534,556 | 148,230 | 2,940,958 | 3,257,343 | 90.29% | 349,267 | 118,628 | 467,895 | 1,065,903 | 43.90% | 6,720.75 |
| D0283 | ELK | ELK VALLEY | 190.6 | 503.4 | 1,416,892 | 273,306 | 88,842 | 1,779,040 | 2,019,641 | 88.09% | 28,801 | 9,785 | 38,586 | 110,000 | 35.08% | 7,433.85 |
| D0284 | CHASE | CHASE COUNTY | 405.1 | 843.9 | 2,050,791 | 450,716 | 165,241 | 2,666,748 | 3,385,727 | 78.76% | 74,989 | 25,610 | 100,599 | 1,041,363 | 9.66% | 5,062.43 |
| D0285 | CHAUTAUQUA | CEDAR VALE | 144.0 | 342.9 | 1,091,330 | 101,403 | 66,560 | 1,259,293 | 1,375,715 | 91.54% | 94,604 | 32,142 | 126,746 | 281,000 | 45.11% | 7,578.68 |
| D0286 | CHAUTAUQUA | CHAUTAUQUA COUNTY | 367.5 | 771.8 | 2,269,239 | 376,597 | 145,190 | 2,791,026 | 3,096,462 | 90.14% | 221,119 | 75,128 | 296,247 | 623,500 | 47.51% | 6,174.80 |
| D0287 | FRANKLIN | WEST FRANKLIN | 700.5 | 1,432.6 | 4,015,551 | 803,870 | 273,719 | 5,093,140 | 5,747,591 | 88.61% | 583,590 | 198,280 | 781,870 | 1,783,711 | 43.83% | 5,732.41 |
| D0288 | FRANKLIN | CENTRAL HEIGHTS | 531.5 | 1,092.9 | 3,279,500 | 501,557 | 214,090 | 3,995,147 | 4,384,715 | 91.12% | 478,299 | 162,507 | 640,806 | 1,176,050 | 54.49% | 6,170.27 |
| D0289 | FRANKLIN | WELLSVILLE | 842.7 | 1,395.7 | 3,939,097 | 584,445 | 268,361 | 4,791,903 | 5,599,548 | 85.58% | 629,215 | 213,781 | 842,996 | 1,891,480 | 44.57% | 4,674.38 |
| D0290 | FRANKLIN | OTTAWA | 2,439.8 | 3,588.4 | 10,156,018 | 1,471,856 | 720,419 | 12,348,293 | 14,395,220 | 85.78% | 1,662,667 | 564,907 | 2,227,574 | 4,596,480 | 48.46% | 4,162.64 |
| D0291 | GOVE | GRINNELL PUBLIC | 73.8 | 206.9 | 425,301 | 80,967 | 47,624 | 553,892 | 830,083 | 66.73% | 0 | 0 | 0 | 121,000 | 0.00% | 5,762.89 |
| D0292 | GOVE | WHEATLAND | 102.0 | 303.8 | 803,398 | 153,531 | 64,658 | 1,021,587 | 1,218,846 | 83.82% | 0 | 0 | 0 | 295,000 | 0.00% | 7,876.45 |

**GENERAL STATE AID/SUPPLEMENTAL GENERAL STATE AID
FOR KANSAS USD'S 2009-2010**

| USD # | COUNTY | DISTRICT NAME | FTE | WEIGHTED | | | | GENERAL | GENERAL | % OF AID TO | SUPP. | | SUPP. | SUPP. | % OF AID | GENERAL |
|-------|--------------|---------------------|----------------|------------|------------|-----------|-----------|------------|------------|--------------|-----------|-----------|-----------|------------|-------------|-----------|
| | | | ENROLLMENT | FTE | GENERAL | SPECIAL | FY10 GF | FUND | FUND | GENERAL FUND | GENERAL | FY10 LOB | GENERAL | GENERAL | TO SUPP. | STATE AID |
| | | | (INC MLT/VIRT) | ENROLLMENT | STATE AID | EDUCATION | ARRA | AID TOTAL | BUDGET | BUDGET | STATE AID | ARRA | AID TOTAL | BUDGET | GEN. BUDGET | PER PUPIL |
| D0293 | GOVE | QUINTER PUBLIC | 266.5 | 563.8 | 1,491,400 | 305,875 | 107,581 | 1,904,856 | 2,261,966 | 84.21% | 142,921 | 48,559 | 191,480 | 753,866 | 25.40% | 5,596.25 |
| D0294 | DECATUR | OBERLIN | 358.0 | 705.8 | 1,884,608 | 279,925 | 144,075 | 2,308,608 | 2,831,670 | 81.53% | 41,458 | 14,054 | 55,512 | 946,624 | 5.86% | 5,264.27 |
| D0297 | CHEYENNE | ST FRANCIS COMM | 286.3 | 561.5 | 1,343,983 | 186,585 | 113,375 | 1,643,943 | 2,252,738 | 72.98% | 14,750 | 5,011 | 19,761 | 748,205 | 2.64% | 4,694.32 |
| D0298 | LINCOLN | LINCOLN | 340.0 | 695.0 | 1,922,308 | 317,229 | 129,797 | 2,369,334 | 2,788,340 | 84.97% | 203,718 | 69,215 | 272,933 | 896,885 | 30.43% | 5,653.85 |
| D0299 | LINCOLN | SYLVAN GROVE | 138.4 | 343.3 | 945,686 | 129,388 | 67,938 | 1,143,012 | 1,377,320 | 82.99% | 36,938 | 12,550 | 49,488 | 375,000 | 13.20% | 6,832.99 |
| D0300 | COMANCHE | COMANCHE COUNTY | 317.1 | 649.5 | 1,132,678 | 310,632 | 123,521 | 1,566,831 | 2,605,794 | 60.13% | 0 | 0 | 0 | 847,031 | 0.00% | 3,571.99 |
| D0303 | NESS | NESS CITY | 291.0 | 546.5 | 1,273,301 | 192,413 | 103,120 | 1,568,834 | 2,192,558 | 71.55% | 0 | 0 | 0 | 575,000 | 0.00% | 4,375.60 |
| D0305 | SALINE | SALINA | 7,036.0 | 10,794.7 | 27,235,926 | 6,157,577 | 1,990,834 | 35,384,337 | 43,308,336 | 81.70% | 4,077,896 | 1,385,505 | 5,463,401 | 14,277,757 | 38.27% | 3,870.94 |
| D0306 | SALINE | SOUTHEAST OF SALINE | 690.8 | 1,220.1 | 2,884,170 | 511,570 | 238,471 | 3,634,211 | 4,895,041 | 74.24% | 144,014 | 48,930 | 192,944 | 1,251,500 | 15.42% | 4,175.12 |
| D0307 | SALINE | ELL-SALINE | 466.0 | 865.4 | 2,575,489 | 343,107 | 166,050 | 3,084,646 | 3,471,011 | 88.87% | 416,009 | 141,344 | 557,353 | 1,036,000 | 53.80% | 5,526.80 |
| D0308 | RENO | HUTCHINSON PUBLIC | 4,653.5 | 7,287.8 | 21,266,552 | 3,414,296 | 1,341,260 | 26,022,108 | 29,238,654 | 89.00% | 3,130,211 | 1,063,520 | 4,193,731 | 7,896,432 | 53.11% | 4,570.01 |
| D0309 | RENO | NICKERSON | 1,140.7 | 2,039.5 | 5,666,653 | 1,049,474 | 388,537 | 7,104,664 | 8,182,474 | 86.83% | 826,934 | 280,959 | 1,107,893 | 2,543,587 | 43.56% | 4,967.70 |
| D0310 | RENO | FAIRFIELD | 304.6 | 683.4 | 1,739,982 | 301,876 | 138,456 | 2,180,314 | 2,741,801 | 79.52% | 0 | 0 | 0 | 864,574 | 0.00% | 5,712.35 |
| D0311 | RENO | PRETTY PRAIRIE | 258.4 | 543.5 | 1,581,988 | 222,800 | 108,958 | 1,913,746 | 2,180,522 | 87.77% | 225,329 | 76,557 | 301,886 | 700,000 | 43.13% | 6,122.24 |
| D0312 | RENO | HAVEN PUBLIC SCH | 997.9 | 1,722.9 | 4,727,122 | 852,660 | 326,350 | 5,906,132 | 6,909,585 | 85.48% | 707,585 | 240,409 | 947,994 | 2,275,641 | 41.66% | 4,737.07 |
| D0313 | RENO | BUHLER | 2,140.3 | 3,259.1 | 8,187,737 | 2,108,270 | 598,713 | 10,894,720 | 13,075,509 | 83.32% | 1,401,154 | 476,833 | 1,877,987 | 4,363,648 | 43.04% | 3,825.51 |
| D0314 | THOMAS | BREWSTER | 98.0 | 247.6 | 641,818 | 106,072 | 48,543 | 796,433 | 993,371 | 80.17% | 0 | 0 | 0 | 319,073 | 0.00% | 6,549.16 |
| D0315 | THOMAS | COLBY PUBLIC SCH | 916.5 | 1,616.7 | 4,186,867 | 855,756 | 303,784 | 5,346,407 | 6,486,200 | 82.43% | 593,548 | 201,663 | 795,211 | 2,129,990 | 37.33% | 4,568.32 |
| D0316 | THOMAS | GOLDEN PLAINS | 204.5 | 491.5 | 1,506,281 | 211,676 | 89,082 | 1,807,039 | 1,971,898 | 91.64% | 109,901 | 37,340 | 147,241 | 300,000 | 49.08% | 7,365.68 |
| D0320 | POTTAWATOMIE | WAMEGO | 1,305.5 | 2,028.6 | 5,302,147 | 1,252,471 | 373,274 | 6,927,892 | 8,138,743 | 85.12% | 899,137 | 305,490 | 1,204,627 | 2,676,016 | 45.02% | 4,061.39 |
| D0321 | POTTAWATOMIE | KAW VALLEY | 1,121.6 | 1,919.4 | 2,109,163 | 1,106,052 | 347,735 | 3,562,950 | 7,699,687 | 46.27% | 0 | 0 | 0 | 2,546,271 | 0.00% | 1,880.49 |
| D0322 | POTTAWATOMIE | ONAGA-HAVENSVILLE | 320.5 | 642.8 | 1,905,198 | 239,988 | 131,655 | 2,276,841 | 2,578,914 | 88.29% | 242,059 | 82,242 | 324,301 | 730,000 | 44.42% | 5,944.46 |
| D0323 | POTTAWATOMIE | ROCK CREEK | 845.1 | 1,490.8 | 4,239,709 | 816,406 | 275,052 | 5,331,167 | 5,981,090 | 89.13% | 461,164 | 156,686 | 617,850 | 1,205,000 | 51.27% | 5,016.81 |
| D0325 | PHILLIPS | PHILLIPSBURG | 628.1 | 1,198.7 | 3,455,405 | 670,097 | 223,055 | 4,348,557 | 4,809,184 | 90.42% | 645,936 | 219,463 | 865,399 | 1,581,482 | 54.72% | 5,501.36 |
| D0326 | PHILLIPS | LOGAN | 183.5 | 437.6 | 1,257,906 | 173,222 | 79,898 | 1,511,026 | 1,755,651 | 86.07% | 49,562 | 16,839 | 66,401 | 470,000 | 14.13% | 6,855.07 |
| D0327 | ELLSWORTH | ELLSWORTH | 622.0 | 1,172.9 | 3,419,317 | 475,392 | 230,293 | 4,125,002 | 4,705,675 | 87.66% | 513,679 | 174,528 | 688,207 | 1,452,000 | 47.40% | 5,497.29 |
| D0328 | ELLSWORTH | LORRAINE | 410.3 | 903.0 | 1,895,132 | 333,773 | 167,056 | 2,395,961 | 3,622,435 | 66.14% | 0 | 0 | 0 | 1,018,422 | 0.00% | 4,618.89 |
| D0329 | WABAUNSEE | MILL CREEK VALLEY | 470.0 | 918.9 | 2,435,772 | 483,891 | 178,427 | 3,098,090 | 3,686,627 | 84.04% | 235,325 | 79,954 | 315,279 | 1,124,000 | 28.05% | 5,182.49 |
| D0330 | WABAUNSEE | MISSION VALLEY | 500.5 | 1,048.5 | 2,872,428 | 601,359 | 186,145 | 3,659,932 | 4,206,582 | 87.00% | 265,564 | 90,228 | 355,792 | 1,000,000 | 35.58% | 5,739.12 |
| D0331 | KINGMAN | KINGMAN-NORWICH | 988.7 | 1,802.5 | 4,457,460 | 1,090,124 | 333,916 | 5,881,500 | 7,231,630 | 81.33% | 557,356 | 189,367 | 746,723 | 2,391,192 | 31.23% | 4,508.40 |
| D0332 | KINGMAN | CUNNINGHAM | 171.6 | 442.0 | 109,124 | 286,032 | 82,325 | 477,481 | 1,773,304 | 26.93% | 0 | 0 | 0 | 565,839 | 0.00% | 635.92 |
| D0333 | CLOUD | CONCORDIA | 1,067.7 | 1,876.8 | 5,320,216 | 1,045,633 | 353,158 | 6,719,007 | 7,529,722 | 89.23% | 779,576 | 264,869 | 1,044,445 | 1,962,300 | 53.23% | 4,982.88 |
| D0334 | CLOUD | SOUTHERN CLOUD | 255.6 | 570.8 | 1,564,137 | 294,498 | 102,289 | 1,960,924 | 2,290,050 | 85.63% | 96,893 | 32,920 | 129,813 | 545,500 | 23.80% | 6,119.47 |
| D0335 | JACKSON | NORTH JACKSON | 376.5 | 766.3 | 2,436,451 | 247,514 | 149,651 | 2,833,616 | 3,074,396 | 92.17% | 346,392 | 117,690 | 464,082 | 837,000 | 55.45% | 6,471.32 |
| D0336 | JACKSON | HOLTON | 1,058.0 | 1,744.6 | 5,120,444 | 861,810 | 334,200 | 6,316,454 | 6,999,335 | 90.24% | 997,240 | 338,822 | 1,336,062 | 2,310,429 | 57.83% | 4,839.74 |
| D0337 | JACKSON | ROYAL VALLEY | 908.2 | 1,684.9 | 4,863,347 | 824,097 | 321,889 | 6,009,333 | 6,759,819 | 88.90% | 1,100,279 | 373,830 | 1,474,109 | 2,222,293 | 66.33% | 5,354.93 |
| D0338 | JEFFERSON | VALLEY FALLS | 414.3 | 797.9 | 2,405,107 | 393,013 | 151,313 | 2,949,433 | 3,201,175 | 92.14% | 440,709 | 149,735 | 590,444 | 993,213 | 59.45% | 5,805.23 |
| D0339 | JEFFERSON | JEFFERSON COUNTY | 482.5 | 924.0 | 2,822,696 | 443,715 | 178,120 | 3,444,531 | 3,707,088 | 92.92% | 581,477 | 197,705 | 779,182 | 1,235,699 | 63.06% | 5,850.15 |
| D0340 | JEFFERSON | JEFFERSON WEST | 893.8 | 1,567.6 | 4,456,461 | 871,767 | 296,000 | 5,624,228 | 6,289,211 | 89.43% | 801,394 | 272,282 | 1,073,676 | 1,947,127 | 55.14% | 4,985.97 |
| D0341 | JEFFERSON | OSKALOOSA PUBLIC | 539.1 | 1,154.3 | 3,291,883 | 691,578 | 203,048 | 4,186,509 | 4,631,052 | 90.40% | 503,423 | 171,043 | 674,466 | 1,406,800 | 47.94% | 6,106.26 |
| D0342 | JEFFERSON | MCLOUTH | 491.5 | 992.9 | 2,710,980 | 569,033 | 189,862 | 3,469,875 | 3,983,515 | 87.11% | 368,588 | 125,231 | 493,819 | 1,155,600 | 42.73% | 5,515.73 |
| D0343 | JEFFERSON | PERRY PUBLIC SCH | 954.5 | 1,676.7 | 4,563,179 | 870,064 | 306,430 | 5,739,673 | 6,726,920 | 85.32% | 638,078 | 216,793 | 854,871 | 2,166,159 | 39.46% | 4,780.70 |
| D0344 | LINN | PLEASANTON | 323.0 | 675.9 | 2,180,091 | 146,612 | 143,856 | 2,470,559 | 2,711,711 | 91.11% | 279,818 | 95,071 | 374,889 | 650,000 | 57.68% | 6,749.51 |
| D0345 | SHAWNEE | SEAMAN | 3,546.5 | 5,233.4 | 13,095,413 | 3,076,273 | 936,565 | 17,108,251 | 20,996,401 | 81.48% | 1,949,953 | 662,515 | 2,612,468 | 6,872,305 | 38.01% | 3,692.49 |
| D0346 | LINN | JAYHAWK | 519.1 | 1,059.6 | 3,109,491 | 441,127 | 206,218 | 3,756,836 | 4,251,115 | 88.37% | 431,353 | 146,556 | 577,909 | 1,317,868 | 43.85% | 5,990.16 |
| D0347 | EDWARDS | KINSLEY-OFFERLE | 357.5 | 758.4 | 2,131,427 | 311,486 | 129,775 | 2,572,688 | 3,042,701 | 84.55% | 80,871 | 27,476 | 108,347 | 842,743 | 12.86% | 5,962.03 |
| D0348 | DOUGLAS | BALDWIN CITY | 1,336.4 | 1,983.9 | 5,265,998 | 984,014 | 373,384 | 6,623,396 | 7,959,407 | 83.21% | 866,341 | 294,348 | 1,160,689 | 2,644,147 | 43.90% | 3,940.44 |

**GENERAL STATE AID/SUPPLEMENTAL GENERAL STATE AID
FOR KANSAS USD'S 2009-2010**

| USD # | COUNTY | DISTRICT NAME | FTE ENROLLMENT (INC MILT/VIRT) | WEIGHTED FTE ENROLLMENT | GENERAL STATE AID | SPECIAL EDUCATION | FY10 GF ARRA | GENERAL AID TOTAL | GENERAL FUND BUDGET | % OF AID TO GENERAL FUND BUDGET | SUPP. STATE AID | FY10 LOB ARRA | SUPP. AID TOTAL | SUPP. BUDGET | % OF AID TO SUPP. GEN. BUDGET | GENERAL STATE AID PER PUPIL |
|-------|-----------|------------------|--------------------------------|-------------------------|-------------------|-------------------|--------------|-------------------|---------------------|---------------------------------|-----------------|---------------|-----------------|--------------|-------------------------------|-----------------------------|
| D0349 | STAFFORD | STAFFORD | 268.8 | 553.0 | 1,563,638 | 243,119 | 111,123 | 1,917,880 | 2,218,636 | 86.44% | 176,315 | 59,905 | 236,220 | 674,967 | 35.00% | 5,817.11 |
| D0350 | STAFFORD | ST JOHN-HUDSON | 327.5 | 704.5 | 1,687,431 | 361,973 | 139,024 | 2,188,428 | 2,826,454 | 77.43% | 8,084 | 2,746 | 10,830 | 840,000 | 1.29% | 5,152.46 |
| D0351 | STAFFORD | MACKSVILLE | 264.1 | 610.8 | 1,379,221 | 274,900 | 119,148 | 1,773,269 | 2,450,530 | 72.36% | 0 | 0 | 0 | 537,000 | 0.00% | 5,222.34 |
| D0352 | SHERMAN | GOODLAND | 899.5 | 1,611.7 | 4,367,284 | 750,412 | 312,881 | 5,430,577 | 6,466,140 | 83.98% | 485,988 | 165,119 | 651,107 | 2,066,050 | 31.51% | 4,855.24 |
| D0353 | SUMNER | WELLINGTON | 1,648.3 | 2,618.6 | 7,177,909 | 1,816,204 | 450,002 | 9,444,115 | 10,505,823 | 89.89% | 1,406,878 | 478,000 | 1,884,878 | 3,296,748 | 57.17% | 4,354.73 |
| D0354 | BARTON | CLAFLIN | 210.5 | 491.2 | 1,187,776 | 261,319 | 97,216 | 1,546,311 | 1,970,694 | 78.47% | 0 | 0 | 0 | 600,000 | 0.00% | 5,642.64 |
| D0355 | BARTON | ELLINWOOD PUBLIC | 406.7 | 805.5 | 2,124,125 | 390,218 | 155,773 | 2,670,116 | 3,231,666 | 82.62% | 179,903 | 61,125 | 241,028 | 955,000 | 25.24% | 5,222.83 |
| D0356 | SUMNER | CONWAY SPRINGS | 518.8 | 975.0 | 2,976,377 | 407,954 | 193,492 | 3,577,823 | 3,910,753 | 91.49% | 473,488 | 160,872 | 634,360 | 1,065,000 | 59.56% | 5,737.04 |
| D0357 | SUMNER | BELLE PLAINE | 656.5 | 1,302.4 | 3,840,826 | 800,902 | 250,235 | 4,891,963 | 5,225,229 | 93.62% | 805,566 | 274,228 | 1,079,794 | 1,637,123 | 65.96% | 5,850.46 |
| D0358 | SUMNER | OXFORD | 333.5 | 691.9 | 1,974,335 | 392,910 | 134,214 | 2,501,459 | 2,775,903 | 90.11% | 318,210 | 108,054 | 426,264 | 876,336 | 48.64% | 5,920.04 |
| D0359 | SUMNER | ARGONIA PUBLIC | 179.5 | 427.5 | 1,185,241 | 215,734 | 83,353 | 1,484,328 | 1,711,545 | 86.72% | 94,132 | 31,982 | 126,114 | 397,355 | 31.74% | 6,603.01 |
| D0360 | SUMNER | CALDWELL | 234.0 | 534.1 | 1,528,481 | 265,089 | 97,872 | 1,891,442 | 2,142,809 | 88.27% | 186,531 | 63,376 | 249,907 | 690,921 | 36.17% | 6,531.97 |
| D0361 | HARPER | ANTHONY-HARPER | 833.6 | 1,607.4 | 4,359,200 | 806,766 | 295,388 | 5,461,354 | 6,448,889 | 84.69% | 477,929 | 162,381 | 640,310 | 1,700,000 | 37.67% | 5,229.37 |
| D0362 | LINN | PRAIRIE VIEW | 943.4 | 1,835.1 | 3,398,663 | 1,245,812 | 323,398 | 4,967,873 | 7,362,421 | 67.48% | 0 | 0 | 0 | 2,340,079 | 0.00% | 3,602.57 |
| D0363 | FINNEY | HOLCOMB | 939.8 | 1,584.5 | 2,095,629 | 450,792 | 292,108 | 2,838,529 | 6,357,014 | 44.65% | 0 | 0 | 0 | 2,009,799 | 0.00% | 2,229.87 |
| D0364 | MARSHALL | MARYSVILLE | 719.2 | 1,336.1 | 3,347,126 | 688,620 | 253,580 | 4,289,326 | 5,360,433 | 80.02% | 345,875 | 117,653 | 463,528 | 1,807,734 | 25.64% | 6,453.96 |
| D0365 | ANDERSON | GARNETT | 1,100.9 | 1,892.5 | 5,309,582 | 880,223 | 362,932 | 6,552,737 | 7,591,734 | 86.31% | 742,837 | 252,387 | 995,224 | 2,225,000 | 44.73% | 4,822.95 |
| D0366 | WOODSON | WOODSON | 398.3 | 868.0 | 2,423,850 | 497,628 | 161,612 | 3,083,090 | 3,482,416 | 88.53% | 281,902 | 95,779 | 377,681 | 993,050 | 38.03% | 6,085.49 |
| D0367 | MIAMI | OSAWATOMIE | 1,137.0 | 2,091.1 | 5,943,061 | 1,321,410 | 378,347 | 7,642,818 | 8,389,493 | 91.10% | 925,906 | 314,586 | 1,240,492 | 2,200,000 | 56.39% | 5,226.97 |
| D0368 | MIAMI | PAOLA | 2,028.1 | 2,847.5 | 7,246,663 | 1,192,930 | 551,898 | 8,991,491 | 11,423,431 | 78.71% | 994,227 | 337,799 | 1,332,026 | 3,825,659 | 34.82% | 3,573.13 |
| D0369 | HARVEY | BURRTON | 237.7 | 529.2 | 1,567,265 | 194,756 | 100,912 | 1,862,933 | 2,123,150 | 87.74% | 153,286 | 52,081 | 205,367 | 684,521 | 30.00% | 6,593.46 |
| D0371 | GRAY | MONTEZUMA | 234.3 | 504.3 | 1,522,526 | 125,384 | 102,595 | 1,750,505 | 2,023,252 | 86.52% | 139,236 | 47,306 | 186,542 | 596,499 | 31.27% | 6,498.19 |
| D0372 | SHAWNEE | SILVER LAKE | 742.9 | 1,268.7 | 3,808,268 | 539,896 | 236,328 | 4,584,492 | 5,089,233 | 90.08% | 691,501 | 234,944 | 926,445 | 1,627,279 | 56.93% | 5,126.22 |
| D0373 | HARVEY | NEWTON | 3,401.6 | 5,166.5 | 14,858,174 | 2,625,672 | 956,178 | 18,440,024 | 20,727,998 | 88.96% | 2,451,218 | 832,825 | 3,284,043 | 6,040,000 | 54.37% | 4,368.00 |
| D0374 | HASKELL | SUBLETTE | 478.5 | 942.3 | 983,592 | 237,443 | 190,278 | 1,411,313 | 3,780,508 | 37.33% | 0 | 0 | 0 | 1,230,909 | 0.00% | 2,055.57 |
| D0375 | BUTLER | CIRCLE | 1,628.2 | 2,313.8 | 4,892,350 | 1,084,836 | 427,546 | 6,404,732 | 9,282,966 | 68.99% | 161,984 | 55,036 | 217,020 | 2,875,434 | 7.55% | 3,004.76 |
| D0376 | RICE | STERLING | 530.5 | 1,011.3 | 2,903,144 | 556,582 | 192,202 | 3,651,928 | 4,057,336 | 90.01% | 545,165 | 186,357 | 731,522 | 1,343,642 | 54.44% | 5,472.47 |
| D0377 | ATCHISON | ATCHISON CO COMM | 664.6 | 1,353.2 | 3,748,585 | 756,593 | 248,070 | 4,753,248 | 5,429,038 | 87.55% | 569,436 | 193,471 | 762,907 | 1,689,717 | 45.15% | 5,640.36 |
| D0378 | RILEY | RILEY COUNTY | 698.5 | 1,262.3 | 3,551,628 | 642,050 | 227,669 | 4,421,347 | 5,064,348 | 87.30% | 542,658 | 184,373 | 727,031 | 1,584,803 | 45.88% | 5,084.65 |
| D0379 | CLAY | CLAY CENTER | 1,359.3 | 2,129.7 | 5,883,780 | 1,108,897 | 398,901 | 7,391,578 | 8,544,356 | 86.51% | 955,460 | 324,627 | 1,280,087 | 2,550,000 | 50.20% | 4,328.54 |
| D0380 | MARSHALL | VERMILLION | 529.1 | 980.3 | 3,015,881 | 338,834 | 192,158 | 3,546,873 | 3,932,964 | 90.18% | 429,701 | 145,995 | 575,696 | 1,050,000 | 54.83% | 5,700.02 |
| D0381 | FORD | SPEARVILLE | 358.0 | 637.1 | 1,869,297 | 247,954 | 123,084 | 2,240,335 | 2,556,045 | 87.65% | 287,609 | 97,718 | 385,327 | 765,000 | 50.37% | 5,221.50 |
| D0382 | PRATT | PRATT | 1,115.2 | 1,874.4 | 4,907,671 | 994,789 | 353,814 | 6,256,274 | 7,520,093 | 83.19% | 679,992 | 231,034 | 911,026 | 2,473,421 | 36.83% | 4,400.71 |
| D0383 | RILEY | MANHATTAN | 5,953.8 | 8,803.0 | 18,571,055 | 5,418,695 | 1,551,524 | 25,541,274 | 35,317,636 | 72.32% | 1,131,374 | 384,396 | 1,515,770 | 9,479,450 | 15.99% | 3,119.19 |
| D0384 | RILEY | BLUE VALLEY | 217.5 | 498.7 | 1,315,705 | 252,048 | 91,772 | 1,659,525 | 2,000,784 | 82.94% | 97,355 | 33,077 | 130,432 | 603,000 | 21.63% | 6,049.22 |
| D0385 | BUTLER | ANDOVER | 4,699.5 | 6,298.9 | 16,365,616 | 2,917,067 | 1,187,761 | 20,470,444 | 25,271,187 | 81.00% | 2,704,701 | 918,948 | 3,623,649 | 8,146,966 | 44.48% | 3,482.42 |
| D0386 | GREENWOOD | MADISON-VIRGIL | 230.2 | 505.1 | 1,481,277 | 217,313 | 96,167 | 1,794,757 | 2,026,461 | 88.57% | 169,601 | 57,624 | 227,225 | 565,000 | 40.22% | 6,434.74 |
| D0387 | WILSON | ALTOONA-MIDWAY | 182.7 | 478.6 | 1,097,365 | 204,348 | 95,030 | 1,396,743 | 1,920,143 | 72.74% | 0 | 0 | 0 | 560,000 | 0.00% | 6,006.38 |
| D0388 | ELLIS | ELLIS | 392.6 | 727.6 | 1,903,078 | 325,268 | 129,294 | 2,357,640 | 2,919,131 | 80.77% | 0 | 0 | 0 | 800,000 | 0.00% | 4,847.37 |
| D0389 | GREENWOOD | EUREKA | 609.0 | 1,186.6 | 3,594,326 | 479,884 | 228,543 | 4,302,753 | 4,760,639 | 90.38% | 554,821 | 188,505 | 743,326 | 1,487,908 | 49.96% | 5,902.01 |
| D0390 | GREENWOOD | HAMILTON | 93.5 | 272.3 | 794,227 | 112,454 | 54,556 | 961,237 | 1,092,468 | 87.99% | 31,715 | 10,775 | 42,490 | 166,000 | 25.60% | 8,494.41 |
| D0392 | OSBORNE | OSBORNE COUNTY | 331.9 | 703.1 | 2,050,135 | 346,836 | 131,939 | 2,528,910 | 2,820,837 | 89.65% | 294,253 | 99,976 | 394,229 | 835,861 | 47.16% | 6,176.97 |
| D0393 | DICKINSON | SOLOMON | 369.0 | 740.3 | 2,142,925 | 308,333 | 147,574 | 2,598,832 | 2,970,084 | 87.50% | 215,226 | 73,125 | 288,351 | 635,000 | 45.41% | 5,807.38 |
| D0394 | BUTLER | ROSE HILL PUBLIC | 1,724.7 | 2,418.9 | 7,065,776 | 1,171,457 | 456,868 | 8,694,101 | 9,704,627 | 89.59% | 1,440,494 | 489,421 | 1,929,915 | 3,140,910 | 61.44% | 4,096.81 |
| D0395 | RUSH | LACROSSE | 294.5 | 614.1 | 1,689,777 | 289,083 | 115,737 | 2,094,597 | 2,463,769 | 85.02% | 116,525 | 39,590 | 156,115 | 660,000 | 23.65% | 5,737.78 |
| D0396 | BUTLER | DOUGLASS PUBLIC | 736.8 | 1,350.9 | 4,071,559 | 676,381 | 259,899 | 5,007,839 | 5,419,811 | 92.40% | 844,425 | 286,901 | 1,131,326 | 1,786,046 | 63.34% | 5,526.00 |
| D0397 | MARION | CENTRE | 246.0 | 565.4 | 1,580,558 | 253,607 | 106,247 | 1,940,412 | 2,267,175 | 85.59% | 75,295 | 25,582 | 100,877 | 445,000 | 22.67% | 6,425.03 |

**GENERAL STATE AID/SUPPLEMENTAL GENERAL STATE AID
FOR KANSAS USD'S 2009-2010**

| USD # | COUNTY | DISTRICT NAME | FTE | WEIGHTED | | | | GENERAL | GENERAL | % OF AID TO | SUPP. | | SUPP. | SUPP. | % OF AID | GENERAL |
|-------|------------|---------------------|----------------|------------|------------|-----------|-----------|------------|------------|--------------|-----------|-----------|-----------|------------|-------------|-----------|
| | | | ENROLLMENT | FTE | GENERAL | SPECIAL | FY10 GF | FUND | FUND | GENERAL FUND | GENERAL | FY10 LOB | GENERAL | GENERAL | TO SUPP. | STATE AID |
| | | | (INC MLT/VIRT) | ENROLLMENT | STATE AID | EDUCATION | ARRA | AID TOTAL | BUDGET | BUDGET | STATE AID | ARRA | AID TOTAL | BUDGET | GEN. BUDGET | PER PUPIL |
| D0398 | MARION | PEABODY-BURNS | 325.7 | 712.4 | 1,998,483 | 361,437 | 134,520 | 2,494,440 | 2,858,149 | 87.27% | 171,338 | 58,214 | 229,552 | 661,500 | 34.70% | 6,135.96 |
| D0399 | RUSSELL | PARADISE | 122.3 | 320.7 | 599,472 | 129,819 | 68,572 | 797,863 | 1,286,648 | 62.01% | 0 | 0 | 0 | 435,481 | 0.00% | 4,901.65 |
| D0400 | MCPHERSON | SMOKY VALLEY | 993.5 | 1,678.4 | 4,548,547 | 910,898 | 320,752 | 5,780,197 | 6,733,741 | 85.84% | 717,404 | 243,744 | 961,148 | 2,119,123 | 45.36% | 4,578.31 |
| D0401 | RICE | CHASE | 138.5 | 364.2 | 917,888 | 140,190 | 69,425 | 1,127,503 | 1,461,170 | 77.16% | 0 | 0 | 0 | 469,604 | 0.00% | 6,627.35 |
| D0402 | BUTLER | AUGUSTA | 2,179.5 | 3,043.3 | 8,790,579 | 1,507,370 | 568,188 | 10,866,137 | 12,209,720 | 89.00% | 1,745,858 | 593,172 | 2,339,030 | 3,966,848 | 58.96% | 4,033.30 |
| D0403 | RUSH | OTIS-BISON | 177.0 | 440.7 | 1,132,404 | 214,869 | 84,446 | 1,431,719 | 1,768,088 | 80.98% | 0 | 0 | 0 | 520,000 | 0.00% | 6,397.76 |
| D0404 | CHEROKEE | RIVERTON | 794.5 | 1,495.2 | 4,601,881 | 608,523 | 288,675 | 5,499,079 | 5,998,742 | 91.67% | 891,906 | 303,034 | 1,194,940 | 1,978,184 | 60.41% | 5,792.17 |
| D0405 | RICE | LYONS | 799.4 | 1,562.2 | 4,589,897 | 736,176 | 299,695 | 5,625,768 | 6,267,546 | 89.76% | 669,857 | 227,590 | 897,447 | 1,725,000 | 52.03% | 5,741.68 |
| D0406 | DONIPHAN | WATHENA | 409.5 | 771.9 | 2,282,226 | 375,445 | 143,900 | 2,801,571 | 3,095,862 | 90.49% | 196,449 | 66,745 | 263,194 | 486,630 | 54.09% | 5,573.20 |
| D0407 | RUSSELL | RUSSELL COUNTY | 944.6 | 1,647.0 | 4,257,440 | 705,860 | 308,267 | 5,271,567 | 6,607,764 | 79.78% | 278,045 | 94,468 | 372,513 | 2,066,944 | 18.02% | 4,507.14 |
| D0408 | MARION | MARION-FLORENCE | 579.5 | 1,124.3 | 3,166,517 | 648,202 | 211,685 | 4,026,404 | 4,510,692 | 89.26% | 373,019 | 126,737 | 499,756 | 1,000,000 | 49.98% | 5,464.22 |
| D0409 | ATCHISON | ATCHISON PUBLIC | 1,732.1 | 2,756.3 | 7,759,603 | 1,543,207 | 467,692 | 9,770,502 | 11,057,539 | 88.36% | 1,193,278 | 405,428 | 1,598,706 | 3,147,100 | 50.80% | 4,479.88 |
| D0410 | MARION | DURHAM-HILLSBORO | 587.1 | 1,124.2 | 3,111,230 | 649,385 | 212,472 | 3,973,087 | 4,510,290 | 88.09% | 505,011 | 171,582 | 676,593 | 1,504,514 | 44.97% | 5,299.32 |
| D0411 | MARION | GOESSEL | 257.5 | 540.5 | 1,589,774 | 272,365 | 99,949 | 1,962,088 | 2,168,486 | 90.48% | 241,771 | 82,144 | 323,915 | 652,000 | 49.68% | 6,173.88 |
| D0412 | SHERIDAN | HOXIE COMMUNITY | 286.7 | 588.0 | 1,410,729 | 297,632 | 110,489 | 1,818,850 | 2,359,056 | 77.10% | 16,560 | 5,627 | 22,187 | 784,238 | 2.83% | 4,920.58 |
| D0413 | NEOSHO | CHANUTE PUBLIC | 1,810.9 | 3,290.5 | 9,560,298 | 1,928,950 | 594,515 | 12,083,763 | 13,201,486 | 91.53% | 1,883,087 | 639,797 | 2,522,884 | 4,241,939 | 59.47% | 5,279.31 |
| D0415 | BROWN | HIAWATHA | 835.9 | 1,564.0 | 3,929,526 | 839,891 | 298,580 | 5,067,997 | 6,274,768 | 80.77% | 394,798 | 134,136 | 528,934 | 2,028,812 | 26.07% | 4,700.95 |
| D0416 | MIAMI | LOUISBURG | 1,674.0 | 2,384.3 | 5,692,927 | 1,216,470 | 443,902 | 7,353,299 | 9,562,957 | 76.89% | 662,704 | 225,045 | 887,749 | 3,138,860 | 28.28% | 3,400.79 |
| D0417 | MORRIS | MORRIS COUNTY | 750.9 | 1,371.7 | 3,710,768 | 603,734 | 273,041 | 4,587,543 | 5,503,260 | 83.36% | 353,266 | 120,025 | 473,291 | 1,600,000 | 29.58% | 4,941.76 |
| D0418 | MCPHERSON | MCPHERSON | 2,251.6 | 3,251.8 | 7,447,300 | 2,033,652 | 596,286 | 10,077,238 | 13,046,222 | 77.24% | 893,041 | 303,419 | 1,196,460 | 4,280,521 | 27.95% | 3,307.56 |
| D0419 | MCPHERSON | CANTON-GALVA | 373.4 | 754.7 | 2,020,930 | 381,758 | 143,900 | 2,546,588 | 3,027,856 | 84.11% | 191,933 | 65,211 | 257,144 | 985,304 | 26.10% | 5,412.24 |
| D0420 | OSAGE | OSAGE CITY | 642.7 | 1,196.3 | 3,446,152 | 672,892 | 226,991 | 4,346,035 | 4,799,556 | 90.55% | 285,157 | 96,885 | 382,042 | 700,000 | 54.58% | 5,361.99 |
| D0421 | OSAGE | LYNDON | 428.0 | 821.5 | 2,340,585 | 451,387 | 157,829 | 2,949,801 | 3,295,858 | 89.50% | 195,823 | 66,533 | 262,356 | 530,000 | 49.50% | 5,468.66 |
| D0422 | KIOWA | GREENSBURG | 203.8 | 515.9 | 1,095,356 | 214,088 | 106,925 | 1,416,369 | 2,069,791 | 68.43% | 0 | 0 | 0 | 602,492 | 0.00% | 5,374.66 |
| D0423 | MCPHERSON | MOUNDRIDGE | 415.0 | 811.5 | 1,959,534 | 409,946 | 157,894 | 2,527,374 | 3,255,738 | 77.63% | 86,729 | 29,536 | 116,265 | 1,067,058 | 10.90% | 4,721.77 |
| D0424 | KIOWA | MULLINVILLE | 222.0 | 399.0 | 901,911 | 59,331 | 68,156 | 1,029,398 | 1,600,788 | 64.31% | 0 | 0 | 0 | 499,749 | 0.00% | 4,062.66 |
| D0426 | REPUBLIC | PIKE VALLEY | 247.0 | 553.0 | 1,620,776 | 267,244 | 105,350 | 1,993,370 | 2,218,636 | 89.85% | 204,908 | 69,620 | 274,528 | 564,700 | 48.61% | 6,561.85 |
| D0428 | BARTON | GREAT BEND | 3,038.7 | 4,790.4 | 14,106,518 | 1,841,037 | 912,993 | 16,860,548 | 19,219,085 | 87.73% | 2,137,104 | 726,102 | 2,863,206 | 5,571,500 | 51.39% | 4,642.29 |
| D0429 | DONIPHAN | TROY PUBLIC SCH | 347.0 | 673.9 | 1,973,354 | 339,121 | 129,031 | 2,441,506 | 2,703,687 | 90.30% | 303,055 | 102,967 | 406,022 | 768,130 | 52.86% | 5,686.90 |
| D0430 | BROWN | SOUTH BROWN COUNTY | 617.2 | 1,334.6 | 3,954,066 | 696,682 | 252,159 | 4,902,907 | 5,354,415 | 91.57% | 833,445 | 283,171 | 1,116,616 | 1,761,081 | 63.41% | 6,406.46 |
| D0431 | BARTON | HOISINGTON | 622.4 | 1,116.7 | 3,128,399 | 508,199 | 210,023 | 3,846,621 | 4,480,200 | 85.86% | 309,351 | 105,105 | 414,456 | 1,260,000 | 32.89% | 5,026.35 |
| D0432 | ELLIS | VICTORIA | 257.0 | 507.6 | 1,172,814 | 225,688 | 98,178 | 1,496,680 | 2,036,491 | 73.49% | 0 | 0 | 0 | 681,251 | 0.00% | 4,563.48 |
| D0434 | OSAGE | SANTA FE TRAIL | 1,061.4 | 1,981.1 | 5,587,707 | 1,230,019 | 357,422 | 7,175,148 | 7,948,173 | 90.27% | 1,090,683 | 370,819 | 1,461,502 | 2,650,456 | 55.14% | 5,264.47 |
| D0435 | DICKINSON | ABILENE | 1,526.7 | 2,238.5 | 6,077,991 | 1,152,228 | 422,517 | 7,652,736 | 8,980,862 | 85.21% | 963,319 | 327,297 | 1,290,616 | 2,738,500 | 47.13% | 3,981.13 |
| D0436 | MONTGOMERY | CANEY VALLEY | 829.7 | 1,419.3 | 4,363,142 | 435,936 | 275,840 | 5,074,918 | 5,694,232 | 89.12% | 448,366 | 152,336 | 600,702 | 1,050,000 | 57.21% | 5,258.70 |
| D0437 | SHAWNEE | AUBURN WASHBURN | 5,408.5 | 7,928.4 | 17,628,090 | 4,759,077 | 1,410,291 | 23,797,458 | 31,808,741 | 74.81% | 1,621,894 | 551,054 | 2,172,948 | 10,515,863 | 20.66% | 3,259.33 |
| D0438 | PRATT | SKYLINE SCHOOLS | 342.4 | 707.6 | 1,837,900 | 364,179 | 136,684 | 2,338,763 | 2,838,891 | 82.38% | 164,980 | 56,054 | 221,034 | 910,000 | 24.29% | 5,367.70 |
| D0439 | HARVEY | SEDGWICK PUBLIC | 554.5 | 959.8 | 3,024,660 | 406,236 | 179,236 | 3,610,132 | 3,850,718 | 93.75% | 277,639 | 94,331 | 371,970 | 550,000 | 67.63% | 5,454.75 |
| D0440 | HARVEY | HALSTEAD | 785.1 | 1,393.3 | 4,173,449 | 587,011 | 267,115 | 5,027,575 | 5,589,920 | 89.94% | 519,926 | 176,650 | 696,576 | 1,295,000 | 53.79% | 5,315.82 |
| D0441 | NEMAHA | SABETHA | 924.6 | 1,578.4 | 4,443,881 | 799,708 | 301,882 | 5,545,471 | 6,332,541 | 87.57% | 779,248 | 265,729 | 1,044,977 | 2,087,606 | 50.06% | 4,806.27 |
| D0442 | NEMAHA | NEMAHA VALLEY SOUTH | 436.1 | 818.3 | 2,176,369 | 356,637 | 163,711 | 2,696,717 | 3,283,020 | 82.14% | 136,738 | 46,459 | 183,197 | 665,000 | 27.55% | 4,990.53 |
| D0443 | FORD | DODGE CITY | 5,808.5 | 10,614.8 | 33,238,644 | 3,984,123 | 1,958,253 | 39,181,020 | 42,586,578 | 92.00% | 5,835,623 | 1,982,710 | 7,818,333 | 12,501,992 | 62.54% | 5,722.41 |
| D0444 | RICE | LITTLE RIVER | 316.5 | 631.7 | 1,567,120 | 309,174 | 117,158 | 1,993,452 | 2,534,380 | 78.66% | 30,125 | 10,235 | 40,360 | 490,000 | 8.24% | 4,951.41 |
| D0445 | MONTGOMERY | COFFEYVILLE | 1,815.2 | 2,987.0 | 6,863,981 | 1,381,629 | 561,847 | 8,807,457 | 11,983,844 | 73.49% | 229,393 | 77,939 | 307,332 | 3,896,400 | 7.89% | 3,781.39 |
| D0446 | MONTGOMERY | INDEPENDENCE | 1,837.7 | 2,792.1 | 7,545,516 | 1,200,747 | 538,385 | 9,284,648 | 11,201,042 | 82.89% | 1,170,354 | 397,639 | 1,567,993 | 3,565,473 | 43.98% | 4,105.96 |
| D0447 | MONTGOMERY | CHERRYVALE | 885.1 | 1,572.3 | 5,020,740 | 515,246 | 303,194 | 5,839,180 | 6,308,068 | 92.57% | 805,503 | 273,678 | 1,079,181 | 1,630,000 | 66.21% | 5,672.51 |
| D0448 | MCPHERSON | INMAN | 456.0 | 831.9 | 2,272,339 | 424,357 | 154,768 | 2,851,464 | 3,337,583 | 85.43% | 328,577 | 111,637 | 440,214 | 1,072,631 | 41.04% | 4,983.20 |

**GENERAL STATE AID/SUPPLEMENTAL GENERAL STATE AID
FOR KANSAS USD'S 2009-2010**

| USD # | COUNTY | DISTRICT NAME | GENERAL STATE AID | | | | | GENERAL SUPPLEMENTAL | | % OF AID TO | | SUPPLEMENTAL | | % OF AID | | GENERAL |
|-------|-------------|-------------------|--------------------------------------|-------------------------------|----------------------|----------------------|-----------------|----------------------|-------------------|------------------------|----------------------|------------------|----------------------|-------------------|-------------------------|------------------------|
| | | | FTE ENROLLMENT (INC MILT/VIRT) | WEIGHTED FTE ENROLLMENT | GENERAL STATE AID | SPECIAL EDUCATION | FY10 GF ARRA | GENERAL AID TOTAL | GENERAL BUDGET | GENERAL FUND BUDGET | GENERAL STATE AID | FY10 LOB ARRA | GENERAL AID TOTAL | GENERAL BUDGET | TO SUPP. GEN. BUDGET | PER PUPIL STATE AID |
| D0449 | LEAVENWORTH | EASTON | 698.7 | 1,275.5 | 3,704,789 | 634,429 | 232,392 | 4,571,610 | 5,117,306 | 89.34% | 642,224 | 218,726 | 860,950 | 1,708,658 | 50.39% | 5,302.40 |
| D0450 | SHAWNEE | SHAWNEE HEIGHTS | 3,403.0 | 4,936.5 | 13,210,744 | 2,645,519 | 931,645 | 16,787,908 | 19,805,238 | 84.76% | 2,290,373 | 778,176 | 3,068,549 | 6,568,412 | 46.72% | 3,882.09 |
| D0451 | NEMAHA | B & B | 186.5 | 420.5 | 1,233,146 | 122,693 | 87,398 | 1,443,237 | 1,687,046 | 85.55% | 80,826 | 27,461 | 108,287 | 297,250 | 36.43% | 6,612.04 |
| D0452 | STANTON | STANTON COUNTY | 462.5 | 938.7 | 1,219,389 | 233,755 | 177,902 | 1,631,046 | 3,766,064 | 43.31% | 0 | 0 | 0 | 1,081,255 | 0.00% | 2,636.52 |
| D0453 | LEAVENWORTH | LEAVENWORTH | 3,823.0 | 6,237.6 | 16,824,425 | 3,635,017 | 1,142,542 | 21,601,984 | 25,025,251 | 86.32% | 2,785,696 | 946,467 | 3,732,163 | 7,910,090 | 47.18% | 4,400.84 |
| D0454 | OSAGE | BURLINGAME | 317.0 | 654.9 | 1,968,405 | 349,012 | 121,662 | 2,439,079 | 2,627,459 | 92.83% | 247,685 | 84,153 | 331,838 | 550,000 | 60.33% | 6,209.48 |
| D0456 | OSAGE | MARAIS DES CYGNES | 266.0 | 617.7 | 1,824,775 | 281,117 | 119,673 | 2,225,565 | 2,478,212 | 89.81% | 144,107 | 48,962 | 193,069 | 445,000 | 43.39% | 6,860.06 |
| D0457 | FINNEY | GARDEN CITY | 6,930.3 | 11,741.4 | 34,120,466 | 4,914,498 | 2,173,174 | 41,208,138 | 47,106,497 | 87.48% | 3,357,832 | 1,140,856 | 4,498,688 | 8,910,769 | 50.49% | 4,923.38 |
| D0458 | LEAVENWORTH | BASEHOR-LINWOOD | 2,121.6 | 2,976.3 | 7,754,503 | 1,381,125 | 546,497 | 9,682,125 | 11,940,916 | 81.08% | 1,204,122 | 409,112 | 1,613,234 | 3,963,686 | 40.70% | 3,655.03 |
| D0459 | FORD | BUCKLIN | 244.7 | 510.2 | 1,283,441 | 165,839 | 99,512 | 1,548,792 | 2,046,922 | 75.66% | 0 | 0 | 0 | 551,102 | 0.00% | 5,244.96 |
| D0460 | HARVEY | HESSTON | 812.0 | 1,328.1 | 3,868,740 | 579,054 | 255,111 | 4,702,905 | 5,328,337 | 88.26% | 693,613 | 235,662 | 929,275 | 1,748,564 | 53.15% | 4,764.46 |
| D0461 | WILSON | NEODESHA | 717.2 | 1,305.3 | 3,888,718 | 519,872 | 255,701 | 4,664,291 | 5,236,864 | 89.07% | 666,323 | 226,390 | 892,713 | 1,684,025 | 53.01% | 5,422.08 |
| D0462 | COWLEY | CENTRAL | 347.0 | 683.6 | 2,166,701 | 247,733 | 134,695 | 2,549,129 | 2,739,474 | 93.05% | 399,005 | 135,566 | 534,571 | 897,738 | 59.55% | 6,244.10 |
| D0463 | COWLEY | UDALL | 362.5 | 724.1 | 2,199,788 | 293,471 | 143,026 | 2,636,285 | 2,905,089 | 90.75% | 417,953 | 142,262 | 560,215 | 977,243 | 57.33% | 6,068.38 |
| D0464 | LEAVENWORTH | TONGANOXIE | 1,860.9 | 2,619.1 | 7,173,904 | 1,224,324 | 497,102 | 8,895,330 | 10,507,829 | 84.65% | 1,168,001 | 396,840 | 1,564,841 | 3,305,921 | 47.33% | 3,855.07 |
| D0465 | COWLEY | WINFIELD | 2,348.6 | 3,610.3 | 10,264,648 | 1,899,904 | 683,313 | 12,847,865 | 14,484,524 | 88.70% | 2,022,541 | 687,126 | 2,709,667 | 4,827,797 | 56.13% | 4,370.54 |
| D0466 | SCOTT | SCOTT COUNTY | 868.7 | 1,487.6 | 3,785,804 | 434,090 | 297,596 | 4,517,490 | 5,968,251 | 75.69% | 108,815 | 36,971 | 145,786 | 1,966,606 | 7.41% | 4,358.01 |
| D0467 | WICHITA | LEOTI | 427.5 | 849.0 | 2,491,458 | 226,899 | 171,889 | 2,890,246 | 3,406,188 | 84.85% | 252,411 | 85,759 | 338,170 | 1,040,542 | 32.50% | 5,827.97 |
| D0468 | LANE | HEALY PUBLIC SCH | 92.5 | 244.9 | 683,716 | 89,044 | 45,503 | 818,263 | 982,539 | 83.28% | 0 | 0 | 0 | 291,296 | 0.00% | 7,391.52 |
| D0469 | LEAVENWORTH | LANSING | 2,501.4 | 3,538.8 | 9,893,040 | 1,664,012 | 647,758 | 12,204,810 | 14,197,666 | 85.96% | 1,766,960 | 600,342 | 2,367,302 | 4,605,720 | 51.40% | 3,955.00 |
| D0470 | COWLEY | ARKANSAS CITY | 2,628.9 | 4,370.2 | 13,425,690 | 1,952,459 | 851,659 | 16,229,808 | 17,527,419 | 92.60% | 2,598,455 | 882,851 | 3,481,306 | 5,358,908 | 64.96% | 5,106.96 |
| D0471 | COWLEY | DEXTER | 151.2 | 387.0 | 1,227,196 | 135,534 | 81,670 | 1,444,400 | 1,552,644 | 93.03% | 90,593 | 30,780 | 121,373 | 205,000 | 59.21% | 8,116.38 |
| D0473 | DICKINSON | CHAPMAN | 969.7 | 1,847.3 | 5,168,637 | 763,151 | 355,126 | 6,286,914 | 7,411,368 | 84.83% | 690,230 | 234,512 | 924,742 | 2,428,603 | 38.08% | 5,330.14 |
| D0474 | KIOWA | HAVILAND | 141.8 | 330.7 | 733,083 | 137,338 | 67,457 | 937,878 | 1,326,768 | 70.69% | 0 | 0 | 0 | 443,439 | 0.00% | 5,169.84 |
| D0475 | GEARY | JUNCTION CITY | 7,803.4 | 11,473.4 | 26,956,213 | 5,602,670 | 2,112,605 | 34,671,488 | 46,031,281 | 75.32% | 6,047,166 | 2,054,583 | 8,101,749 | 12,000,000 | 67.51% | 3,454.42 |
| D0476 | GRAY | COPELAND | 120.0 | 328.3 | 943,197 | 74,257 | 70,605 | 1,088,059 | 1,317,140 | 82.61% | 24,156 | 8,207 | 32,363 | 431,876 | 7.49% | 7,859.98 |
| D0477 | GRAY | INGALLS | 229.0 | 513.9 | 1,491,412 | 151,784 | 107,843 | 1,751,039 | 2,061,767 | 84.93% | 98,966 | 33,625 | 132,591 | 514,048 | 25.79% | 6,512.72 |
| D0479 | ANDERSON | CREST | 224.5 | 535.3 | 1,572,343 | 272,049 | 101,568 | 1,945,960 | 2,147,624 | 90.61% | 78,465 | 26,659 | 105,124 | 288,000 | 36.50% | 7,003.76 |
| D0480 | SEWARD | LIBERAL | 4,363.0 | 7,273.8 | 22,323,634 | 1,896,542 | 1,393,127 | 25,613,303 | 29,182,486 | 87.77% | 1,863,427 | 633,117 | 2,496,544 | 4,875,000 | 51.21% | 5,116.58 |
| D0481 | DICKINSON | RURAL VISTA | 419.3 | 839.9 | 2,422,361 | 350,193 | 163,208 | 2,935,762 | 3,369,679 | 87.12% | 293,557 | 99,739 | 393,296 | 900,000 | 43.70% | 5,777.15 |
| D0482 | LANE | DIGHTON | 243.5 | 508.9 | 1,010,380 | 166,008 | 102,180 | 1,278,568 | 2,041,707 | 62.62% | 0 | 0 | 0 | 683,312 | 0.00% | 4,149.40 |
| D0483 | SEWARD | KISMET-PLAINS | 725.0 | 1,641.5 | 4,047,516 | 482,744 | 317,298 | 4,847,558 | 6,585,698 | 73.61% | 0 | 0 | 0 | 978,000 | 0.00% | 5,582.78 |
| D0484 | WILSON | FREDONIA | 730.0 | 1,360.1 | 3,823,811 | 544,069 | 261,802 | 4,629,682 | 5,456,721 | 84.84% | 537,021 | 182,458 | 719,479 | 1,776,344 | 40.50% | 5,238.10 |
| D0486 | DONIPHAN | ELWOOD | 300.2 | 621.5 | 1,890,971 | 258,021 | 123,521 | 2,272,513 | 2,493,458 | 91.14% | 204,737 | 69,561 | 274,298 | 485,000 | 56.56% | 6,299.04 |
| D0487 | DICKINSON | HERINGTON | 510.1 | 965.7 | 2,975,460 | 396,399 | 190,365 | 3,562,224 | 3,874,388 | 91.94% | 520,750 | 176,930 | 697,680 | 1,165,000 | 59.89% | 5,833.09 |
| D0488 | MARSHALL | AXTELL | 294.6 | 579.2 | 1,563,630 | 218,072 | 115,256 | 1,896,958 | 2,323,750 | 81.63% | 157,283 | 53,438 | 210,721 | 747,898 | 28.18% | 5,307.64 |
| D0489 | ELLIS | HAYS | 2,839.3 | 4,336.0 | 9,716,312 | 2,515,196 | 784,071 | 13,015,579 | 17,396,032 | 74.82% | 683,876 | 232,353 | 916,229 | 5,723,578 | 16.01% | 3,422.08 |
| D0490 | BUTLER | EL DORADO | 1,993.0 | 3,105.2 | 7,647,224 | 1,399,539 | 600,550 | 9,647,313 | 12,458,062 | 77.44% | 809,713 | 170,783 | 980,496 | 4,142,053 | 23.67% | 3,837.04 |
| D0491 | DOUGLAS | EUDORA | 1,454.0 | 2,263.9 | 6,558,106 | 1,096,195 | 390,308 | 8,044,609 | 9,082,767 | 88.57% | 1,240,112 | 421,340 | 1,661,452 | 2,999,432 | 55.39% | 4,510.39 |
| D0492 | BUTLER | FLINTHILLS | 284.5 | 593.6 | 1,708,056 | 285,156 | 119,673 | 2,112,885 | 2,381,523 | 88.72% | 251,454 | 85,920 | 337,374 | 732,273 | 46.07% | 6,003.71 |
| D0493 | CHEROKEE | COLUMBUS | 1,113.0 | 1,994.3 | 5,769,532 | 915,669 | 385,935 | 7,071,136 | 8,001,132 | 88.38% | 953,052 | 323,809 | 1,276,861 | 2,659,298 | 48.01% | 5,183.77 |
| D0494 | HAMILTON | SYRACUSE | 489.0 | 998.9 | 2,237,936 | 262,043 | 191,655 | 2,691,634 | 4,007,587 | 67.16% | 0 | 0 | 0 | 999,540 | 0.00% | 4,576.56 |
| D0495 | PAWNEE | FT LARNED | 885.0 | 1,651.6 | 4,565,464 | 994,946 | 290,293 | 5,850,703 | 6,626,219 | 88.30% | 732,062 | 248,726 | 980,788 | 2,104,273 | 46.61% | 5,158.72 |
| D0496 | PAWNEE | PAWNEE HEIGHTS | 146.1 | 351.2 | 1,004,365 | 142,576 | 67,763 | 1,214,704 | 1,409,014 | 86.21% | 100,636 | 34,505 | 135,141 | 469,796 | 28.77% | 6,874.50 |
| D0497 | DOUGLAS | LAWRENCE | 10,604.9 | 15,807.0 | 33,069,278 | 9,635,895 | 2,869,300 | 45,574,473 | 63,417,684 | 71.86% | 1,884,552 | 641,777 | 2,526,329 | 21,806,556 | 11.59% | 3,118.30 |
| D0498 | MARSHALL | VALLEY HEIGHTS | 367.0 | 776.2 | 2,307,190 | 396,628 | 145,737 | 2,849,555 | 3,114,114 | 91.50% | 423,939 | 144,038 | 567,977 | 1,046,173 | 54.29% | 6,286.62 |
| D0499 | CHEROKEE | GALENA | 756.5 | 1,417.0 | 4,701,592 | 525,465 | 267,203 | 5,494,260 | 5,685,004 | 96.64% | 884,996 | 300,686 | 1,185,682 | 1,599,444 | 74.13% | 6,214.93 |

**GENERAL STATE AID/SUPPLEMENTAL GENERAL STATE AID
FOR KANSAS USD'S 2009-2010**

| USD # | COUNTY | DISTRICT NAME | FTE ENROLLMENT (INC MILT/VIRT) | WEIGHTED FTE ENROLLMENT | GENERAL STATE AID | SPECIAL EDUCATION | FY10 GF ARRA | GENERAL AID TOTAL FUND | GENERAL BUDGET FUND | % OF AID TO GENERAL FUND BUDGET | SUPP. STATE AID | FY10 LOB ARRA | SUPP. AID TOTAL | SUPP. BUDGET | % OF AID TO SUPP. GEN. BUDGET | GENERAL STATE AID PER PUPIL |
|-------|-----------|-------------------|--------------------------------------|-------------------------------|----------------------|----------------------|-----------------|------------------------------|---------------------------|---------------------------------------|--------------------|------------------|--------------------|-----------------|-------------------------------------|-----------------------------------|
| D0500 | WYANDOTTE | KANSAS CITY | 18,735.7 | 33,751.9 | 102,405,984 | 12,919,311 | 6,351,679 | 121,676,974 | 135,412,623 | 89.86% | 17,271,758 | 5,868,247 | 23,140,005 | 43,177,566 | 53.59% | 5,465.82 |
| D0501 | SHAWNEE | TOPEKA PUBLIC SCH | 13,219.4 | 22,217.3 | 61,831,661 | 12,941,793 | 3,980,290 | 78,753,744 | 89,135,808 | 88.35% | 10,705,986 | 3,637,462 | 14,343,448 | 28,871,561 | 49.68% | 4,677.34 |
| D0502 | EDWARDS | LEWIS | 109.0 | 280.6 | 639,502 | 103,426 | 54,293 | 797,221 | 1,125,767 | 70.82% | 0 | 0 | 0 | 355,000 | 0.00% | 5,866.99 |
| D0503 | LABETTE | PARSONS | 1,235.0 | 2,217.0 | 6,485,220 | 1,101,692 | 435,352 | 8,022,264 | 8,894,604 | 90.19% | 1,108,673 | 376,683 | 1,485,356 | 2,600,000 | 57.13% | 5,251.19 |
| D0504 | LABETTE | OSWEGO | 465.0 | 894.3 | 2,874,847 | 363,543 | 176,962 | 3,415,352 | 3,587,932 | 95.19% | 611,693 | 207,828 | 819,521 | 1,165,617 | 70.31% | 6,182.47 |
| D0505 | LABETTE | CHETOPA-ST. PAUL | 496.6 | 1,019.5 | 3,247,355 | 431,182 | 196,619 | 3,875,156 | 4,090,234 | 94.74% | 695,100 | 235,127 | 930,227 | 1,374,172 | 67.69% | 6,539.18 |
| D0506 | LABETTE | LABETTE COUNTY | 1,604.4 | 2,515.9 | 7,289,037 | 1,372,447 | 465,440 | 9,126,924 | 10,093,791 | 90.42% | 1,551,084 | 526,996 | 2,078,080 | 3,280,241 | 63.35% | 4,543.15 |
| D0507 | HASKELL | SATANTA | 338.5 | 725.7 | 0 | 187,019 | 147,749 | 334,768 | 2,911,508 | 11.50% | 0 | 0 | 0 | 970,967 | 0.00% | 0.00 |
| D0508 | CHEROKEE | BAXTER SPRINGS | 927.0 | 1,667.0 | 5,272,012 | 690,127 | 316,204 | 6,278,343 | 6,688,004 | 93.87% | 1,033,000 | 350,972 | 1,383,972 | 2,085,000 | 66.38% | 5,687.18 |
| D0509 | SUMNER | SOUTH HAVEN | 222.0 | 505.3 | 1,524,176 | 256,605 | 96,823 | 1,877,604 | 2,027,264 | 92.62% | 239,730 | 81,450 | 321,180 | 600,000 | 53.53% | 6,865.66 |
| D0511 | HARPER | ATTICA | 139.0 | 336.6 | 781,779 | 153,311 | 65,095 | 1,000,185 | 1,350,439 | 74.06% | 0 | 0 | 0 | 410,000 | 0.00% | 5,624.31 |
| D0512 | JOHNSON | SHAWNEE MISSION | 26,548.0 | 39,349.2 | 74,625,951 | 18,156,403 | 7,228,747 | 100,011,101 | 157,868,990 | 63.35% | 0 | 0 | 0 | 55,321,149 | 0.00% | 2,810.98 |
| | | | | 745,150.1 | | 361,188,184 | | 2,429,500,564 | | 81.17% | | 85,949,000 | | 929,170,184 | | 4,256.24 |
| | | STATE TOTALS | 453,362.3 | | 1,929,618,677 | | 138,693,703 | | 2,992,939,025 | | | 253,258,664 | | 339,207,664 | | 36.51% |

Appendix Q:

Demonstrative Chart Regarding 2015-2016 Kindergarten

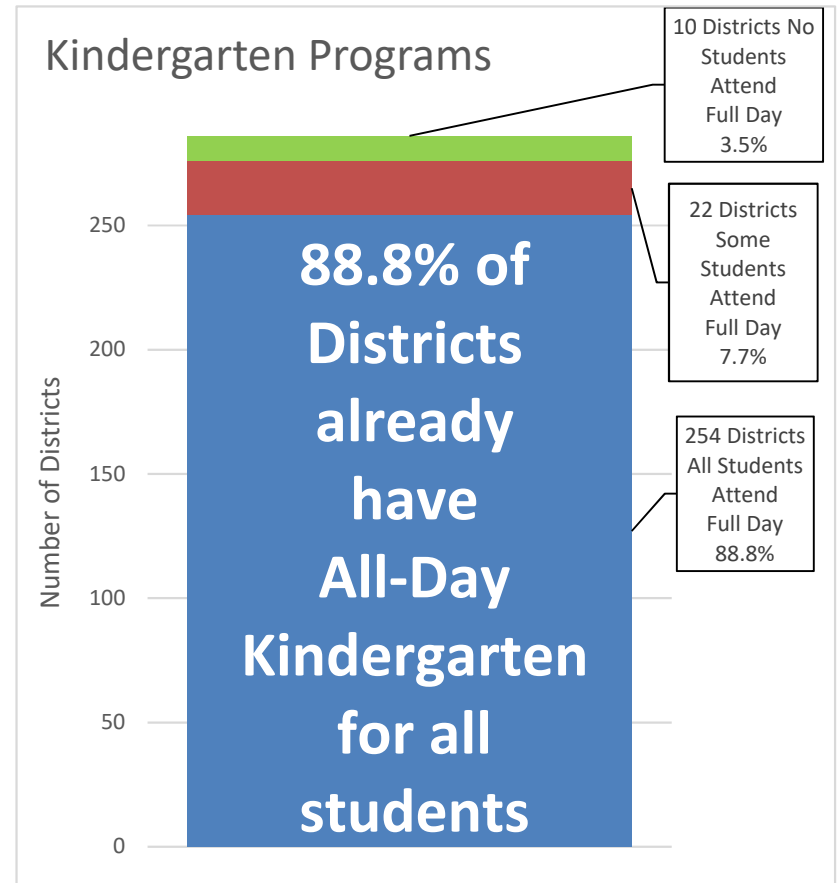
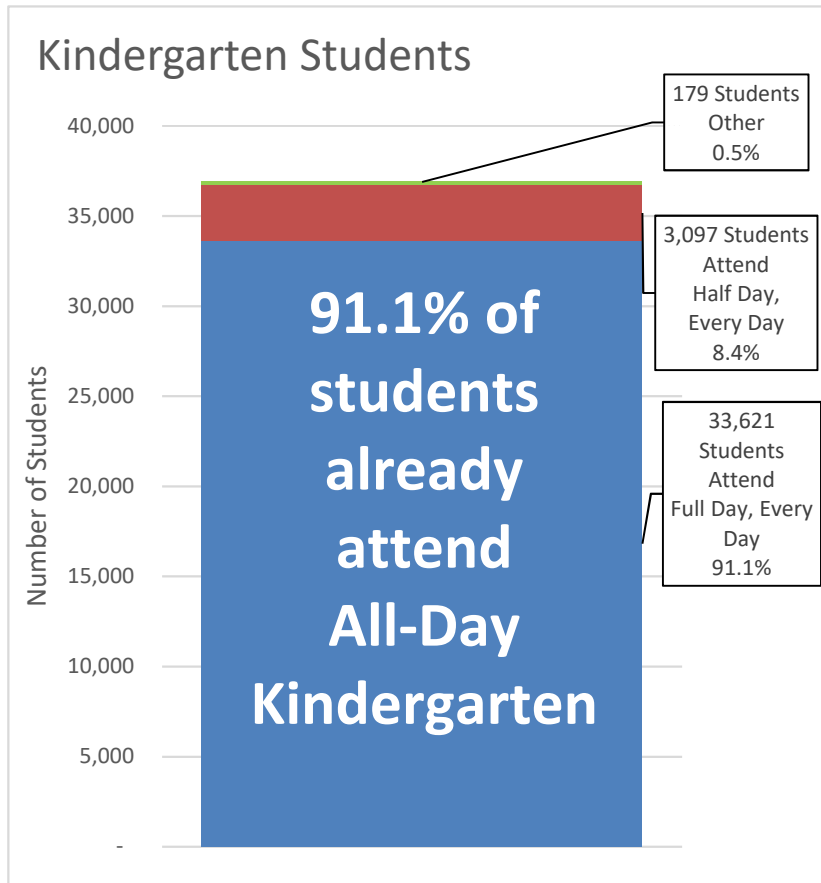
Enrollment, With Supporting Data

This demonstrative exhibit explains and summarizes the KSDE2015-2016 Kindergarten Report Data Summary, attached herein at 2017ADEQ00101-106. The data summary is publically available at

[http://www.ksde.org/Portals/0/School%20Finance/reports_and_publications/](http://www.ksde.org/Portals/0/School%20Finance/reports_and_publications/Kindergarten/2015-2016%20Kindergarten.xls)

[Kindergarten/2015-2016%20Kindergarten.xls](http://www.ksde.org/Portals/0/School%20Finance/reports_and_publications/Kindergarten/2015-2016%20Kindergarten.xls). It is appropriate to take judicial notice of this data, and Plaintiffs respectfully request that this Court do so. K.S.A. 60-409(b)(4); K.S.A. 60-412(c).

2015-2016 KINDERGARTEN ENROLLMENT



KSDE 2015-2016 Kindergarten Report Data Summary:

| Kindergarten Programs | Number of Students | Percent of Students |
|-----------------------|--------------------|---------------------|
| Full Day, Every Day | 33,621 | 91.1% |
| Half Day, Every Day | 3,097 | 8.4% |
| Other | 179 | 0.5% |
| Total | 36,897 | |

| District Programs | Number of Districts | Percent of Districts |
|---|---------------------|----------------------|
| All Kindergarten Students Full Day | 254 | 88.8% |
| Some Kindergarten Students Not Full Day | 32 | 11.2% |

Districts Without All Students in Full Day Kindergarten:

| USD # | USD Name | County Name | Full Day, Every Day | Half Day, Every Day | Other | Total | % NOT Full Day |
|---------|-------------------------|-------------|---------------------|---------------------|-------|-------|----------------|
| USD 207 | Ft Leavenworth | Leavenworth | 235 | 3 | 0 | 238 | 1% |
| USD 440 | Halstead | Harvey | 49 | 1 | 0 | 50 | 2% |
| USD 267 | Renwick | Sedgwick | 149 | 4 | 0 | 153 | 3% |
| USD 396 | Douglass Public Schools | Butler | 34 | 1 | 0 | 35 | 3% |
| USD 263 | Mulvane | Sedgwick | 105 | 8 | 0 | 113 | 7% |
| USD 458 | Basehor-Linwood | Leavenworth | 127 | 16 | 0 | 143 | 11% |
| USD 230 | Spring Hill | Johnson | 202 | 56 | 0 | 258 | 22% |
| USD 265 | Goddard | Sedgwick | 289 | 81 | 0 | 370 | 22% |
| USD 233 | Olathe | Johnson | 1,603 | 520 | 0 | 2,123 | 24% |
| USD 229 | Blue Valley | Johnson | 1,063 | 361 | 0 | 1,424 | 25% |
| USD 266 | Maize | Sedgwick | 324 | 126 | 0 | 450 | 28% |
| USD 226 | Meade | Meade | 19 | 9 | 0 | 28 | 32% |
| USD 466 | Scott County | Scott | 58 | 28 | 0 | 86 | 33% |
| USD 348 | Baldwin City | Douglas | 62 | 30 | 0 | 92 | 33% |
| USD 272 | Waconda | Mitchell | 14 | 7 | 0 | 21 | 33% |
| USD 232 | De Soto | Johnson | 293 | 160 | 4 | 457 | 36% |
| USD 411 | Goessel | Marion | 8 | 5 | 0 | 13 | 38% |
| USD 231 | Gardner Edgerton | Johnson | 186 | 274 | 0 | 460 | 60% |
| USD 400 | Smoky Valley | McPherson | 65 | 0 | 97 | 162 | 60% |
| USD 385 | Andover | Butler | 193 | 324 | 0 | 517 | 63% |
| USD 417 | Morris County | Morris | 10 | 40 | 0 | 50 | 80% |
| USD 480 | Liberal | Seward | 42 | 372 | 0 | 414 | 90% |
| USD 275 | Triplains | Logan | 0 | 0 | 3 | 3 | 100% |
| USD 390 | Hamilton | Greenwood | 0 | 5 | 0 | 5 | 100% |
| USD 474 | Haviland | Kiowa | 0 | 0 | 7 | 7 | 100% |
| USD 220 | Ashland | Clark | 0 | 10 | 0 | 10 | 100% |
| USD 399 | Paradise | Russell | 0 | 14 | 0 | 14 | 100% |
| USD 299 | Sylvan Grove | Lincoln | 0 | 17 | 0 | 17 | 100% |
| USD 307 | Ell-Saline | Saline | 0 | 36 | 0 | 36 | 100% |
| USD 298 | Lincoln | Lincoln | 0 | 38 | 0 | 38 | 100% |
| USD 415 | Hiawatha | Brown | 0 | 0 | 68 | 68 | 100% |
| USD 305 | Salina | Saline | 0 | 551 | 0 | 551 | 100% |

KANSAS STATE DEPARTMENT OF EDUCATION
2015-2016 KINDERGARTEN ENROLLMENT

| USD # | USD Name | County Name | Full Day, Every Day | Full Day,Every Other Day | Half Day, Every Day | Other |
|-------|--------------------------|-------------|------------------------|--------------------------------|------------------------|-------|
| D0101 | Erie-Galesburg | Neosho | 32 | 0 | 0 | 0 |
| D0102 | Cimarron-Ensign | Gray | 62 | 0 | 0 | 0 |
| D0103 | Cheylin | Cheyenne | 12 | 0 | 0 | 0 |
| D0105 | Rawlins County | Rawlins | 39 | 0 | 0 | 0 |
| D0106 | Western Plains | Ness | 7 | 0 | 0 | 0 |
| D0107 | Rock Hills | Jewell | 27 | 0 | 0 | 0 |
| D0108 | Washington Co. Schools | Washington | 24 | 0 | 0 | 0 |
| D0109 | Republic County | Republic | 45 | 0 | 0 | 0 |
| D0110 | Thunder Ridge Schools | Phillips | 12 | 0 | 0 | 0 |
| D0111 | Doniphan West Schools | Doniphan | 29 | 0 | 0 | 0 |
| D0112 | Central Plains | Ellsworth | 46 | 0 | 0 | 0 |
| D0113 | Prairie Hills | Nemaha | 78 | 0 | 0 | 0 |
| D0114 | Riverside | Doniphan | 62 | 0 | 0 | 0 |
| D0115 | Nemaha Central | Nemaha | 52 | 0 | 0 | 0 |
| D0200 | Greeley County Schools | Greeley | 23 | 0 | 0 | 0 |
| D0202 | Turner-Kansas City | Wyandotte | 339 | 0 | 0 | 0 |
| D0203 | Piper-Kansas City | Wyandotte | 146 | 0 | 0 | 0 |
| D0204 | Bonner Springs | Wyandotte | 201 | 0 | 0 | 0 |
| D0205 | Bluestem | Butler | 25 | 0 | 0 | 0 |
| D0206 | Remington-Whitewater | Butler | 35 | 0 | 0 | 0 |
| D0207 | Ft Leavenworth | Leavenworth | 235 | 0 | 3 | 0 |
| D0208 | Wakeeney | Trego | 16 | 0 | 0 | 0 |
| D0209 | Moscow Public Schools | Stevens | 14 | 0 | 0 | 0 |
| D0210 | Hugoton Public Schools | Stevens | 90 | 0 | 0 | 0 |
| D0211 | Norton Community Schools | Norton | 46 | 0 | 0 | 0 |
| D0212 | Northern Valley | Norton | 11 | 0 | 0 | 0 |
| D0214 | Ulysses | Grant | 133 | 0 | 0 | 0 |
| D0215 | Lakin | Kearny | 58 | 0 | 0 | 0 |
| D0216 | Deerfield | Kearny | 24 | 0 | 0 | 0 |
| D0217 | Rolla | Morton | 12 | 0 | 0 | 0 |
| D0218 | Elkhart | Morton | 54 | 0 | 0 | 0 |
| D0219 | Minneola | Clark | 17 | 0 | 0 | 0 |
| D0220 | Ashland | Clark | 0 | 0 | 10 | 0 |
| D0223 | Barnes | Washington | 38 | 0 | 0 | 0 |
| D0224 | Clifton-Clyde | Washington | 25 | 0 | 0 | 0 |
| D0225 | Fowler | Meade | 14 | 0 | 0 | 0 |
| D0226 | Meade | Meade | 19 | 0 | 9 | 0 |
| D0227 | Hodgeman County Schools | Hodgeman | 20 | 0 | 0 | 0 |
| D0229 | Blue Valley | Johnson | 1,063 | 0 | 361 | 0 |
| D0230 | Spring Hill | Johnson | 202 | 0 | 56 | 0 |
| D0231 | Gardner Edgerton | Johnson | 186 | 0 | 274 | 0 |
| D0232 | De Soto | Johnson | 293 | 0 | 160 | 4 |
| D0233 | Olathe | Johnson | 1,603 | 0 | 520 | 0 |
| D0234 | Fort Scott | Bourbon | 153 | 0 | 0 | 0 |
| D0235 | Uniontown | Bourbon | 33 | 0 | 0 | 0 |
| D0237 | Smith Center | Smith | 36 | 0 | 0 | 0 |
| D0239 | North Ottawa County | Ottawa | 47 | 0 | 0 | 0 |
| D0240 | Twin Valley | Ottawa | 43 | 0 | 0 | 0 |
| D0241 | Wallace County Schools | Wallace | 11 | 0 | 0 | 0 |
| D0242 | Weskan | Wallace | 3 | 0 | 0 | 0 |
| D0243 | Lebo-Waverly | Coffey | 28 | 0 | 0 | 0 |

KANSAS STATE DEPARTMENT OF EDUCATION
2015-2016 KINDERGARTEN ENROLLMENT

| USD # | USD Name | County Name | Full Day, Every Day | Full Day,Every Other Day | Half Day, Every Day | Other |
|-------|--------------------------|-------------|------------------------|--------------------------------|------------------------|-------|
| D0244 | Burlington | Coffey | 50 | 0 | 0 | 0 |
| D0245 | LeRoy-Gridley | Coffey | 14 | 0 | 0 | 0 |
| D0246 | Northeast | Crawford | 49 | 0 | 0 | 0 |
| D0247 | Cherokee | Crawford | 33 | 0 | 0 | 0 |
| D0248 | Girard | Crawford | 66 | 0 | 0 | 0 |
| D0249 | Frontenac Public Schools | Crawford | 77 | 0 | 0 | 0 |
| D0250 | Pittsburg | Crawford | 230 | 0 | 0 | 0 |
| D0251 | North Lyon County | Lyon | 31 | 0 | 0 | 0 |
| D0252 | Southern Lyon County | Lyon | 31 | 0 | 0 | 0 |
| D0253 | Emporia | Lyon | 333 | 0 | 0 | 0 |
| D0254 | Barber County North | Barber | 51 | 0 | 0 | 0 |
| D0255 | South Barber | Barber | 24 | 0 | 0 | 0 |
| D0256 | Marmaton Valley | Allen | 27 | 0 | 0 | 0 |
| D0257 | Iola | Allen | 85 | 0 | 0 | 0 |
| D0258 | Humboldt | Allen | 46 | 0 | 0 | 0 |
| D0259 | Wichita | Sedgwick | 4,202 | 0 | 0 | 0 |
| D0260 | Derby | Sedgwick | 556 | 0 | 0 | 0 |
| D0261 | Haysville | Sedgwick | 388 | 0 | 0 | 0 |
| D0262 | Valley Center Pub Sch | Sedgwick | 186 | 0 | 0 | 0 |
| D0263 | Mulvane | Sedgwick | 105 | 0 | 8 | 0 |
| D0264 | Clearwater | Sedgwick | 67 | 0 | 0 | 0 |
| D0265 | Goddard | Sedgwick | 289 | 0 | 81 | 0 |
| D0266 | Maize | Sedgwick | 324 | 0 | 126 | 0 |
| D0267 | Renwick | Sedgwick | 149 | 0 | 4 | 0 |
| D0268 | Cheney | Sedgwick | 64 | 0 | 0 | 0 |
| D0269 | Palco | Rooks | 15 | 0 | 0 | 0 |
| D0270 | Plainville | Rooks | 13 | 0 | 0 | 0 |
| D0271 | Stockton | Rooks | 23 | 0 | 0 | 0 |
| D0272 | Waconda | Mitchell | 14 | 0 | 7 | 0 |
| D0273 | Beloit | Mitchell | 62 | 0 | 0 | 0 |
| D0274 | Oakley | Logan | 29 | 0 | 0 | 0 |
| D0275 | Triplains | Logan | 0 | 0 | 0 | 3 |
| D0281 | Graham County | Graham | 34 | 0 | 0 | 0 |
| D0282 | West Elk | Elk | 28 | 0 | 0 | 0 |
| D0283 | Elk Valley | Elk | 6 | 0 | 0 | 0 |
| D0284 | Chase County | Chase | 26 | 0 | 0 | 0 |
| D0285 | Cedar Vale | Chautauqua | 13 | 0 | 0 | 0 |
| D0286 | Chautauqua Co Community | Chautauqua | 26 | 0 | 0 | 0 |
| D0287 | West Franklin | Franklin | 40 | 0 | 0 | 0 |
| D0288 | Central Heights | Franklin | 45 | 0 | 0 | 0 |
| D0289 | Wellsville | Franklin | 66 | 0 | 0 | 0 |
| D0290 | Ottawa | Franklin | 189 | 0 | 0 | 0 |
| D0291 | Grinnell Public Schools | Gove | 4 | 0 | 0 | 0 |
| D0292 | Wheatland | Gove | 7 | 0 | 0 | 0 |
| D0293 | Quinter Public Schools | Gove | 27 | 0 | 0 | 0 |
| D0294 | Oberlin | Decatur | 26 | 0 | 0 | 0 |
| D0297 | St Francis Comm Sch | Cheyenne | 20 | 0 | 0 | 0 |
| D0298 | Lincoln | Lincoln | 0 | 0 | 38 | 0 |
| D0299 | Sylvan Grove | Lincoln | 0 | 0 | 17 | 0 |
| D0300 | Comanche County | Comanche | 29 | 0 | 0 | 0 |
| D0303 | Ness City | Ness | 8 | 0 | 0 | 0 |

KANSAS STATE DEPARTMENT OF EDUCATION
2015-2016 KINDERGARTEN ENROLLMENT

| USD # | USD Name | County Name | Full Day, Every Day | Full Day,Every Other Day | Half Day, Every Day | Other |
|-------|---------------------------|--------------|------------------------|--------------------------------|------------------------|-------|
| D0305 | Salina | Saline | 0 | 0 | 551 | 0 |
| D0306 | Southeast Of Saline | Saline | 43 | 0 | 0 | 0 |
| D0307 | Ell-Saline | Saline | 0 | 0 | 36 | 0 |
| D0308 | Hutchinson Public Schools | Reno | 333 | 0 | 0 | 0 |
| D0309 | Nickerson | Reno | 65 | 0 | 0 | 0 |
| D0310 | Fairfield | Reno | 22 | 0 | 0 | 0 |
| D0311 | Pretty Prairie | Reno | 24 | 0 | 0 | 0 |
| D0312 | Haven Public Schools | Reno | 52 | 0 | 0 | 0 |
| D0313 | Buhler | Reno | 167 | 0 | 0 | 0 |
| D0314 | Brewster | Thomas | 6 | 0 | 0 | 0 |
| D0315 | Colby Public Schools | Thomas | 64 | 0 | 0 | 0 |
| D0316 | Golden Plains | Thomas | 13 | 0 | 0 | 0 |
| D0320 | Wamego | Pottawatomie | 99 | 0 | 0 | 0 |
| D0321 | Kaw Valley | Pottawatomie | 87 | 0 | 0 | 0 |
| D0322 | Onaga-Havensville-Wheaton | Pottawatomie | 24 | 0 | 0 | 0 |
| D0323 | Rock Creek | Pottawatomie | 91 | 0 | 0 | 0 |
| D0325 | Phillipsburg | Phillips | 55 | 0 | 0 | 0 |
| D0326 | Logan | Phillips | 5 | 0 | 0 | 0 |
| D0327 | Ellsworth | Ellsworth | 58 | 0 | 0 | 0 |
| D0329 | Mill Creek Valley | Wabaunsee | 24 | 0 | 0 | 0 |
| D0330 | Mission Valley | Wabaunsee | 27 | 0 | 0 | 0 |
| D0331 | Kingman - Norwich | Kingman | 63 | 0 | 0 | 0 |
| D0332 | Cunningham | Kingman | 17 | 0 | 0 | 0 |
| D0333 | Concordia | Cloud | 96 | 0 | 0 | 0 |
| D0334 | Southern Cloud | Cloud | 12 | 0 | 0 | 0 |
| D0335 | North Jackson | Jackson | 23 | 0 | 0 | 0 |
| D0336 | Holton | Jackson | 83 | 0 | 0 | 0 |
| D0337 | Royal Valley | Jackson | 54 | 0 | 0 | 0 |
| D0338 | Valley Falls | Jefferson | 24 | 0 | 0 | 0 |
| D0339 | Jefferson County North | Jefferson | 29 | 0 | 0 | 0 |
| D0340 | Jefferson West | Jefferson | 38 | 0 | 0 | 0 |
| D0341 | Oskaloosa Public Schools | Jefferson | 51 | 0 | 0 | 0 |
| D0342 | McLouth | Jefferson | 35 | 0 | 0 | 0 |
| D0343 | Perry Public Schools | Jefferson | 45 | 0 | 0 | 0 |
| D0344 | Pleasanton | Linn | 30 | 0 | 0 | 0 |
| D0345 | Seaman | Shawnee | 277 | 0 | 0 | 0 |
| D0346 | Jayhawk | Linn | 51 | 0 | 0 | 0 |
| D0347 | Kinsley-Offerle | Edwards | 29 | 0 | 0 | 0 |
| D0348 | Baldwin City | Douglas | 62 | 0 | 30 | 0 |
| D0349 | Stafford | Stafford | 16 | 0 | 0 | 0 |
| D0350 | St John-Hudson | Stafford | 30 | 0 | 0 | 0 |
| D0351 | Macksville | Stafford | 17 | 0 | 0 | 0 |
| D0352 | Goodland | Sherman | 59 | 0 | 0 | 0 |
| D0353 | Wellington | Sumner | 129 | 0 | 0 | 0 |
| D0355 | Ellinwood Public Schools | Barton | 42 | 0 | 0 | 0 |
| D0356 | Conway Springs | Sumner | 43 | 0 | 0 | 0 |
| D0357 | Belle Plaine | Sumner | 38 | 0 | 0 | 0 |
| D0358 | Oxford | Sumner | 21 | 0 | 0 | 0 |
| D0359 | Argonia Public Schools | Sumner | 15 | 0 | 0 | 0 |
| D0360 | Caldwell | Sumner | 16 | 0 | 0 | 0 |
| D0361 | Anthony-Harper | Harper | 73 | 0 | 0 | 0 |

KANSAS STATE DEPARTMENT OF EDUCATION
2015-2016 KINDERGARTEN ENROLLMENT

| USD # | USD Name | County Name | Full Day, Every Day | Full Day,Every Other Day | Half Day, Every Day | Other |
|-------|--------------------------|-------------|------------------------|--------------------------------|------------------------|-------|
| D0362 | Prairie View | Linn | 54 | 0 | 0 | 0 |
| D0363 | Holcomb | Finney | 65 | 0 | 0 | 0 |
| D0364 | Marysville | Marshall | 49 | 0 | 0 | 0 |
| D0365 | Garnett | Anderson | 74 | 0 | 0 | 0 |
| D0366 | Woodson | Woodson | 35 | 0 | 0 | 0 |
| D0367 | Osawatomie | Miami | 81 | 0 | 0 | 0 |
| D0368 | Paola | Miami | 143 | 0 | 0 | 0 |
| D0369 | Burrton | Harvey | 13 | 0 | 0 | 0 |
| D0371 | Montezuma | Gray | 19 | 0 | 0 | 0 |
| D0372 | Silver Lake | Shawnee | 52 | 0 | 0 | 0 |
| D0373 | Newton | Harvey | 303 | 0 | 0 | 0 |
| D0374 | Sublette | Haskell | 40 | 0 | 0 | 0 |
| D0375 | Circle | Butler | 150 | 0 | 0 | 0 |
| D0376 | Sterling | Rice | 42 | 0 | 0 | 0 |
| D0377 | Atchison Co Comm Schools | Atchison | 32 | 0 | 0 | 0 |
| D0378 | Riley County | Riley | 45 | 0 | 0 | 0 |
| D0379 | Clay Center | Clay | 107 | 0 | 0 | 0 |
| D0380 | Vermillion | Marshall | 59 | 0 | 0 | 0 |
| D0381 | Spearville | Ford | 27 | 0 | 0 | 0 |
| D0382 | Pratt | Pratt | 98 | 0 | 0 | 0 |
| D0383 | Manhattan-Ogden | Riley | 566 | 0 | 0 | 0 |
| D0384 | Blue Valley | Riley | 21 | 0 | 0 | 0 |
| D0385 | Andover | Butler | 193 | 0 | 324 | 0 |
| D0386 | Madison-Virgil | Greenwood | 11 | 0 | 0 | 0 |
| D0387 | Altoona-Midway | Wilson | 13 | 0 | 0 | 0 |
| D0388 | Ellis | Ellis | 37 | 0 | 0 | 0 |
| D0389 | Eureka | Greenwood | 48 | 0 | 0 | 0 |
| D0390 | Hamilton | Greenwood | 0 | 0 | 5 | 0 |
| D0392 | Osborne County | Osborne | 28 | 0 | 0 | 0 |
| D0393 | Solomon | Dickinson | 25 | 0 | 0 | 0 |
| D0394 | Rose Hill Public Schools | Butler | 109 | 0 | 0 | 0 |
| D0395 | LaCrosse | Rush | 18 | 0 | 0 | 0 |
| D0396 | Douglass Public Schools | Butler | 34 | 0 | 1 | 0 |
| D0397 | Centre | Marion | 11 | 0 | 0 | 0 |
| D0398 | Peabody-Burns | Marion | 21 | 0 | 0 | 0 |
| D0399 | Paradise | Russell | 0 | 0 | 14 | 0 |
| D0400 | Smoky Valley | McPherson | 65 | 0 | 0 | 97 |
| D0401 | Chase-Raymond | Rice | 16 | 0 | 0 | 0 |
| D0402 | Augusta | Butler | 154 | 0 | 0 | 0 |
| D0403 | Otis-Bison | Rush | 8 | 0 | 0 | 0 |
| D0404 | Riverton | Cherokee | 49 | 0 | 0 | 0 |
| D0405 | Lyons | Rice | 65 | 0 | 0 | 0 |
| D0407 | Russell County | Russell | 72 | 0 | 0 | 0 |
| D0408 | Marion-Florence | Marion | 36 | 0 | 0 | 0 |
| D0409 | Atchison Public Schools | Atchison | 124 | 0 | 0 | 0 |
| D0410 | Durham-Hillsboro-Lehigh | Marion | 32 | 0 | 0 | 0 |
| D0411 | Goessel | Marion | 8 | 0 | 5 | 0 |
| D0412 | Hoxie Community Schools | Sheridan | 28 | 0 | 0 | 0 |
| D0413 | Chanute Public Schools | Neosho | 125 | 0 | 0 | 0 |
| D0415 | Hiawatha | Brown | 0 | 0 | 0 | 68 |
| D0416 | Louisburg | Miami | 114 | 0 | 0 | 0 |

KANSAS STATE DEPARTMENT OF EDUCATION
2015-2016 KINDERGARTEN ENROLLMENT

| USD # | USD Name | County Name | Full Day, Every Day | Full Day,Every Other Day | Half Day, Every Day | Other |
|-------|--------------------------|-------------|------------------------|--------------------------------|------------------------|-------|
| D0417 | Morris County | Morris | 10 | 0 | 40 | 0 |
| D0418 | McPherson | McPherson | 170 | 0 | 0 | 0 |
| D0419 | Canton-Galva | McPherson | 28 | 0 | 0 | 0 |
| D0420 | Osage City | Osage | 51 | 0 | 0 | 0 |
| D0421 | Lyndon | Osage | 29 | 0 | 0 | 0 |
| D0422 | Kiowa County | Kiowa | 18 | 0 | 0 | 0 |
| D0423 | Moundridge | McPherson | 27 | 0 | 0 | 0 |
| D0426 | Pike Valley | Republic | 17 | 0 | 0 | 0 |
| D0428 | Great Bend | Barton | 213 | 0 | 0 | 0 |
| D0429 | Troy Public Schools | Doniphan | 37 | 0 | 0 | 0 |
| D0430 | South Brown County | Brown | 31 | 0 | 0 | 0 |
| D0431 | Hoisington | Barton | 55 | 0 | 0 | 0 |
| D0432 | Victoria | Ellis | 25 | 0 | 0 | 0 |
| D0434 | Santa Fe Trail | Osage | 78 | 0 | 0 | 0 |
| D0435 | Abilene | Dickinson | 123 | 0 | 0 | 0 |
| D0436 | Caney Valley | Montgomery | 56 | 0 | 0 | 0 |
| D0437 | Auburn Washburn | Shawnee | 438 | 0 | 0 | 0 |
| D0438 | Skyline Schools | Pratt | 33 | 0 | 0 | 0 |
| D0439 | Sedgwick Public Schools | Harvey | 39 | 0 | 0 | 0 |
| D0440 | Halstead | Harvey | 49 | 0 | 1 | 0 |
| D0443 | Dodge City | Ford | 547 | 0 | 0 | 0 |
| D0444 | Little River | Rice | 23 | 0 | 0 | 0 |
| D0445 | Coffeyville | Montgomery | 137 | 0 | 0 | 0 |
| D0446 | Independence | Montgomery | 191 | 0 | 0 | 0 |
| D0447 | Cherryvale | Montgomery | 76 | 0 | 0 | 0 |
| D0448 | Inman | McPherson | 30 | 0 | 0 | 0 |
| D0449 | Easton | Leavenworth | 41 | 0 | 0 | 0 |
| D0450 | Shawnee Heights | Shawnee | 216 | 0 | 0 | 0 |
| D0452 | Stanton County | Stanton | 44 | 0 | 0 | 0 |
| D0453 | Leavenworth | Leavenworth | 287 | 0 | 0 | 0 |
| D0454 | Burlingame Public School | Osage | 18 | 0 | 0 | 0 |
| D0456 | Marais Des Cygnes Valley | Osage | 13 | 0 | 0 | 0 |
| D0457 | Garden City | Finney | 638 | 0 | 0 | 0 |
| D0458 | Basehor-Linwood | Leavenworth | 127 | 0 | 16 | 0 |
| D0459 | Bucklin | Ford | 17 | 0 | 0 | 0 |
| D0460 | Hesston | Harvey | 58 | 0 | 0 | 0 |
| D0461 | Neodesha | Wilson | 54 | 0 | 0 | 0 |
| D0462 | Central | Cowley | 18 | 0 | 0 | 0 |
| D0463 | Udall | Cowley | 26 | 0 | 0 | 0 |
| D0464 | Tonganoxie | Leavenworth | 130 | 0 | 0 | 0 |
| D0465 | Winfield | Cowley | 182 | 0 | 0 | 0 |
| D0466 | Scott County | Scott | 58 | 0 | 28 | 0 |
| D0467 | Leoti | Wichita | 32 | 0 | 0 | 0 |
| D0468 | Healy Public Schools | Lane | 1 | 0 | 0 | 0 |
| D0469 | Lansing | Leavenworth | 184 | 0 | 0 | 0 |
| D0470 | Arkansas City | Cowley | 253 | 0 | 0 | 0 |
| D0471 | Dexter | Cowley | 9 | 0 | 0 | 0 |
| D0473 | Chapman | Dickinson | 106 | 0 | 0 | 0 |
| D0474 | Haviland | Kiowa | 0 | 0 | 0 | 7 |
| D0475 | Geary County Schools | Geary | 821 | 0 | 0 | 0 |
| D0476 | Copeland | Gray | 8 | 0 | 0 | 0 |

KANSAS STATE DEPARTMENT OF EDUCATION
2015-2016 KINDERGARTEN ENROLLMENT

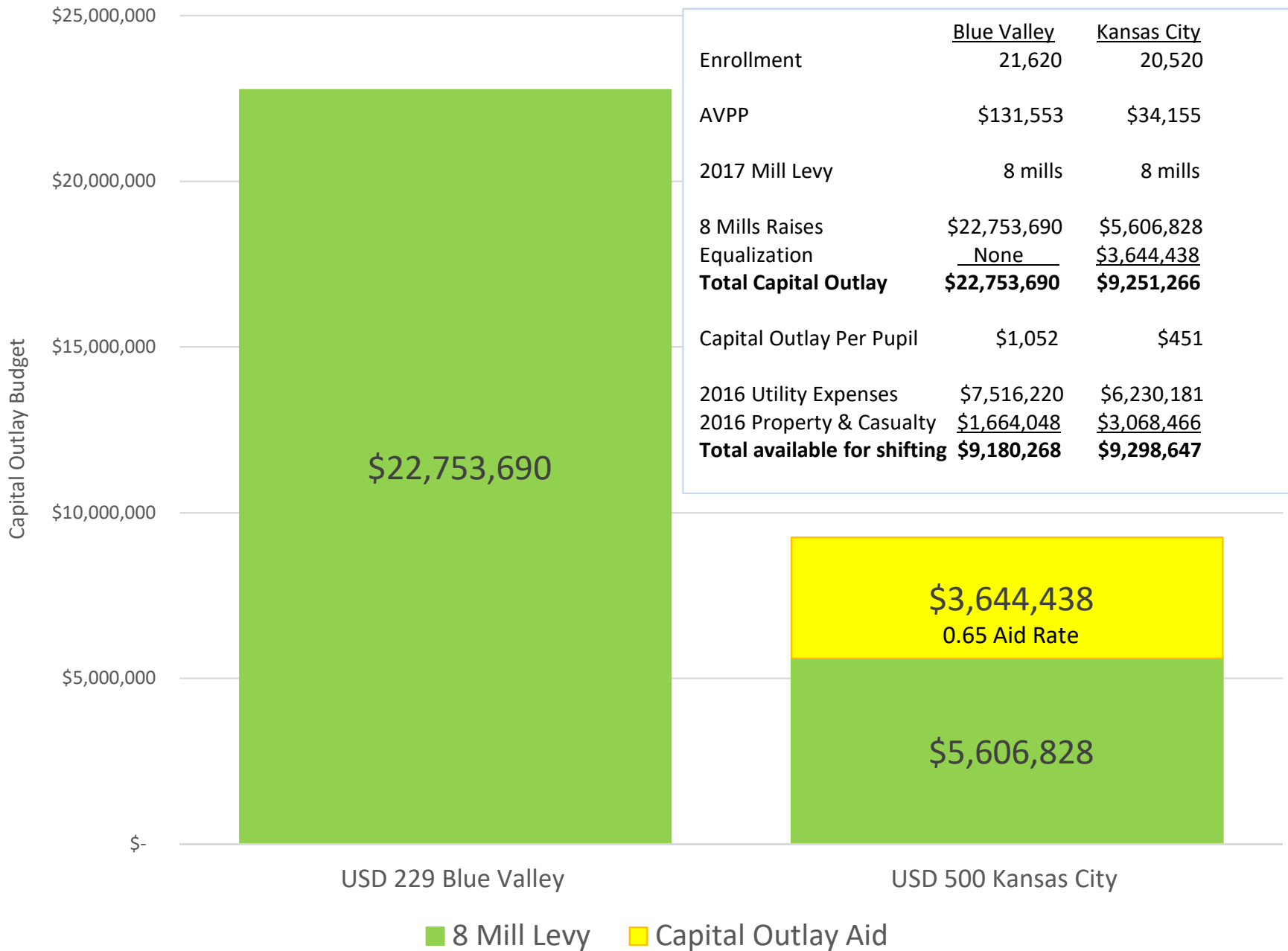
| USD # | USD Name | County Name | Full Day, Every Day | Full Day,Every Other Day | Half Day, Every Day | Other |
|-------|-------------------------|-------------|------------------------|--------------------------------|------------------------|-------|
| D0477 | Ingalls | Gray | 18 | 0 | 0 | 0 |
| D0479 | Crest | Anderson | 13 | 0 | 0 | 0 |
| D0480 | Liberal | Seward | 42 | 0 | 372 | 0 |
| D0481 | Rural Vista | Dickinson | 25 | 0 | 0 | 0 |
| D0482 | Dighton | Lane | 13 | 0 | 0 | 0 |
| D0483 | Kismet-Plains | Seward | 52 | 0 | 0 | 0 |
| D0484 | Fredonia | Wilson | 52 | 0 | 0 | 0 |
| D0487 | Herington | Dickinson | 34 | 0 | 0 | 0 |
| D0489 | Hays | Ellis | 259 | 0 | 0 | 0 |
| D0490 | El Dorado | Butler | 169 | 0 | 0 | 0 |
| D0491 | Eudora | Douglas | 158 | 0 | 0 | 0 |
| D0492 | Flinthills | Butler | 16 | 0 | 0 | 0 |
| D0493 | Columbus | Cherokee | 74 | 0 | 0 | 0 |
| D0494 | Syracuse | Hamilton | 66 | 0 | 0 | 0 |
| D0495 | Ft Larned | Pawnee | 63 | 0 | 0 | 0 |
| D0496 | Pawnee Heights | Pawnee | 17 | 0 | 0 | 0 |
| D0497 | Lawrence | Douglas | 901 | 0 | 0 | 0 |
| D0498 | Valley Heights | Marshall | 18 | 0 | 0 | 0 |
| D0499 | Galena | Cherokee | 54 | 0 | 0 | 0 |
| D0500 | Kansas City | Wyandotte | 1,767 | 0 | 0 | 0 |
| D0501 | Topeka Public Schools | Shawnee | 1,082 | 0 | 0 | 0 |
| D0502 | Lewis | Edwards | 10 | 0 | 0 | 0 |
| D0503 | Parsons | Labette | 109 | 0 | 0 | 0 |
| D0504 | Oswego | Labette | 45 | 0 | 0 | 0 |
| D0505 | Chetopa-St. Paul | Labette | 32 | 0 | 0 | 0 |
| D0506 | Labette County | Labette | 93 | 0 | 0 | 0 |
| D0507 | Satanta | Haskell | 31 | 0 | 0 | 0 |
| D0508 | Baxter Springs | Cherokee | 65 | 0 | 0 | 0 |
| D0509 | South Haven | Sumner | 17 | 0 | 0 | 0 |
| D0511 | Attica | Harper | 17 | 0 | 0 | 0 |
| D0512 | Shawnee Mission Pub Sch | Johnson | 2,091 | 0 | 0 | 0 |
| | | | | | | |
| TOTAL | | | 33,621 | 0 | 3,097 | 179 |

Appendix R:

Demonstrative Capital Outlay Funding Comparison

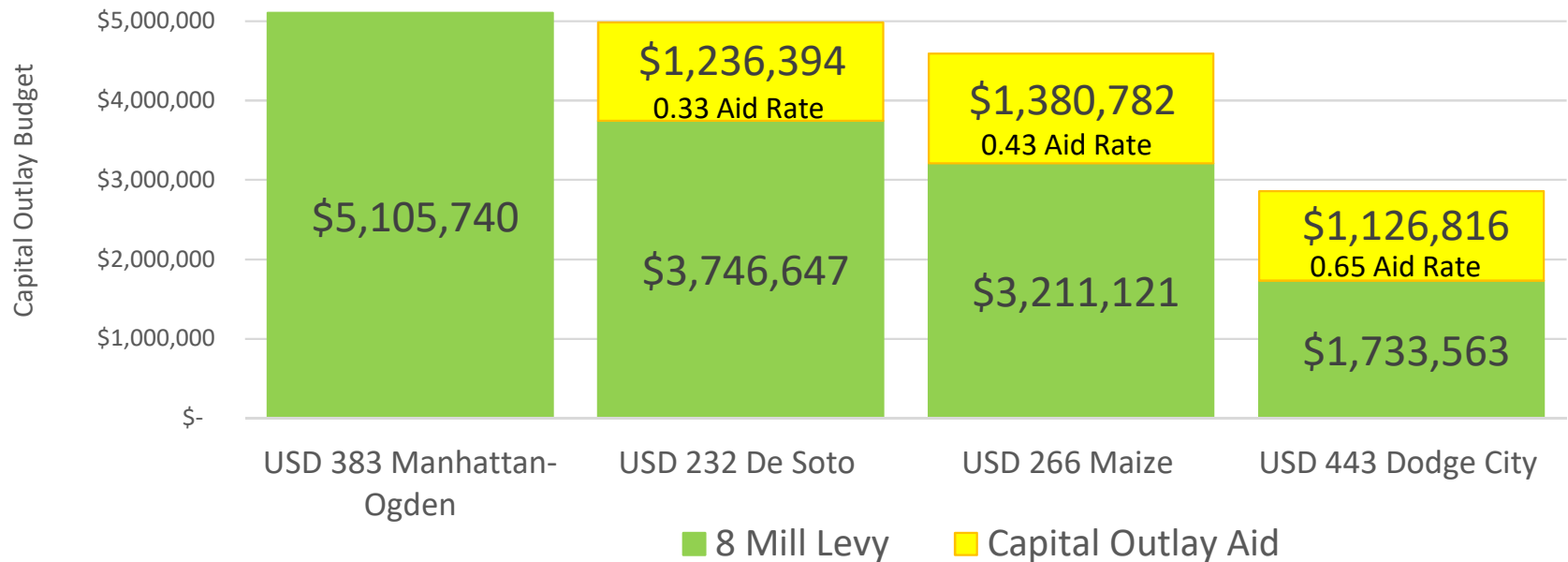
This demonstrative exhibit was created from KSDE data, available at: http://www.ksde.org/Portals/0/School%20Finance/payment_information/Cap%20Outlay%20Aid%20FY17.xlsx and http://datacentral.ksde.org/school_finance_reports.aspx. It is appropriate to take judicial notice of this data, and Plaintiffs respectfully request that this Court do so. K.S.A. 60-409(b)(4); K.S.A. 60-412(c).

Capital Outlay Funding Comparison



Capital Outlay Funding Comparison

| | <u>Manhattan</u> | <u>De Soto</u> | <u>Maize</u> | <u>Dodge City</u> |
|-------------------------------------|--------------------|--------------------|--------------------|--------------------|
| Enrollment | 6,036 | 6,868 | 6,889 | 6,590 |
| AVPP | \$105,730 | \$68,187 | \$58,269 | \$32,885 |
| 2017 Mill Levy | 8 mills | 8 mills | 8 mills | 8 mills |
| 8 Mills Raises | \$5,105,740 | \$3,746,647 | \$3,211,121 | \$1,733,563 |
| Equalization | <u>None</u> | <u>\$1,236,394</u> | <u>\$1,380,782</u> | <u>\$1,126,816</u> |
| Total Capital Outlay | \$5,105,740 | \$4,983,041 | \$4,591,903 | \$2,860,379 |
| Capital Outlay Per Pupil | \$846 | \$726 | \$667 | \$434 |
| 2016 Utility Expenses | \$1,327,590 | \$1,106,543 | \$1,597,326 | \$1,853,125 |
| 2016 Property & Casualty | <u>\$ 690,696</u> | <u>\$ 535,177</u> | <u>\$ 263,947</u> | <u>\$ 486,265</u> |
| Total available for shifting | \$2,018,286 | \$1,634,720 | \$1,861,273 | \$2,339,390 |



Appendix S:

KSDE Expenditures Report SF17-031

This report was prepared by the KSDE and presented to the Legislature as part of the legislative history of S.B. 19. It is appropriate to take judicial notice of this report, and Plaintiffs respectfully request that this Court do so. K.S.A. 60-409(b)(4); K.S.A. 60-412(c).

| | | | | |
|---------------|---------------------|--------------------------|--------------------|---------------------|
| | 2/8/2017 | | Col 1 | Col 2 |
| | | | | |
| | | | 2015-16 | 2015-16 |
| USD # | COUNTY NAME | USD NAME | Utilities | Property & Casualty |
| TOTALS | STATE TOTALS | | 123,306,254 | 39,332,231 |
| D0256 | Allen | Marmaton Valley | 88,041 | 40,908 |
| D0257 | Allen | Iola | 302,378 | 73,178 |
| D0258 | Allen | Humboldt | 174,849 | 75,375 |
| D0365 | Anderson | Garnett | 280,753 | 0 |
| D0479 | Anderson | Crest | 38,395 | 32,145 |
| D0377 | Atchison | Atchison Co Comm Schools | 154,562 | 51,750 |
| D0409 | Atchison | Atchison Public Schools | 542,832 | 134,908 |
| D0254 | Barber | Barber County North | 177,865 | 55,046 |
| D0255 | Barber | South Barber | 120,160 | 71,940 |
| D0355 | Barton | Ellinwood Public Schools | 169,779 | 120,387 |
| D0428 | Barton | Great Bend | 575,328 | 162,477 |
| D0431 | Barton | Hoisington | 269,639 | 7,802 |
| D0234 | Bourbon | Fort Scott | 340,295 | 95,759 |
| D0235 | Bourbon | Uniontown | 118,511 | 97,175 |
| D0415 | Brown | Hiawatha | 304,016 | 77,038 |
| D0430 | Brown | South Brown County | 193,171 | 60,555 |
| D0205 | Butler | Bluestem | 146,680 | 420 |
| D0206 | Butler | Remington-Whitewater | 129,566 | 52,351 |
| D0375 | Butler | Circle | 558,984 | 135,193 |
| D0385 | Butler | Andover | 1,138,947 | 57,339 |
| D0394 | Butler | Rose Hill Public Schools | 338,127 | 134,874 |
| D0396 | Butler | Douglass Public Schools | 204,436 | 73,326 |
| D0402 | Butler | Augusta | 534,113 | 188,073 |
| D0490 | Butler | El Dorado | 541,335 | 163,953 |
| D0492 | Butler | Flinthills | 118,156 | 24,104 |
| D0284 | Chase | Chase County | 134,340 | 55,014 |
| D0285 | Chautauqua | Cedar Vale | 50,266 | 28,020 |
| D0286 | Chautauqua | Chautauqua Co Community | 125,732 | 110,356 |
| D0404 | Cherokee | Riverton | 281,088 | 153,429 |
| D0493 | Cherokee | Columbus | 303,986 | 203,355 |
| D0499 | Cherokee | Galena | 216,242 | 53,385 |
| D0508 | Cherokee | Baxter Springs | 258,396 | 0 |
| D0103 | Cheyenne | Cheylin | 60,136 | 50,748 |
| D0297 | Cheyenne | St Francis Comm Sch | 85,538 | 56,127 |
| D0219 | Clark | Minneola | 89,663 | 28,943 |
| D0220 | Clark | Ashland | 65,871 | 89,390 |
| D0379 | Clay | Clay Center | 454,275 | 123,559 |
| D0333 | Cloud | Concordia | 297,028 | 67,266 |
| D0334 | Cloud | Southern Cloud | 72,899 | 49,942 |
| D0243 | Coffey | Lebo-Waverly | 138,330 | 141,289 |
| D0244 | Coffey | Burlington | 347,630 | 102,763 |
| D0245 | Coffey | LeRoy-Gridley | 88,752 | 63,374 |
| D0300 | Comanche | Comanche County | 130,192 | 47,050 |
| D0462 | Cowley | Central | 142,655 | 64,360 |
| D0463 | Cowley | Udall | 128,615 | 56,776 |
| D0465 | Cowley | Winfield | 566,280 | 166,210 |
| D0470 | Cowley | Arkansas City | 634,885 | 143,374 |
| D0471 | Cowley | Dexter | 51,396 | 28,308 |
| D0246 | Crawford | Northeast | 193,264 | 92,122 |
| D0247 | Crawford | Cherokee | 130,349 | 67,282 |
| D0248 | Crawford | Girard | 263,795 | 226,037 |
| D0249 | Crawford | Frontenac Public Schools | 126,246 | 49,467 |
| D0250 | Crawford | Pittsburg | 516,142 | 156,226 |

| | | | | |
|---------------|---------------------|-------------------------|--------------------|---------------------|
| | 2/8/2017 | | Col 1 | Col 2 |
| | | | 2015-16 | 2015-16 |
| USD # | COUNTY NAME | USD NAME | Utilities | Property & Casualty |
| TOTALS | STATE TOTALS | | 123,306,254 | 39,332,231 |
| D0294 | Decatur | Oberlin | 135,250 | 71,095 |
| D0393 | Dickinson | Solomon | 135,950 | 88,514 |
| D0435 | Dickinson | Abilene | 293,024 | 230,994 |
| D0473 | Dickinson | Chapman | 387,195 | 127,547 |
| D0481 | Dickinson | Rural Vista | 97,942 | 30,208 |
| D0487 | Dickinson | Herington | 200,382 | 76,870 |
| D0111 | Doniphan | Doniphan West Schools | 122,310 | 51,205 |
| D0114 | Doniphan | Riverside | 155,821 | 91,881 |
| D0429 | Doniphan | Troy Public Schools | 60,702 | 36,803 |
| D0348 | Douglas | Baldwin City | 356,088 | 87,552 |
| D0491 | Douglas | Eudora | 429,926 | 107,237 |
| D0497 | Douglas | Lawrence | 2,431,489 | 349,945 |
| D0347 | Edwards | Kinsley-Offerle | 116,687 | 60,470 |
| D0502 | Edwards | Lewis | 25,031 | 37,409 |
| D0282 | Elk | West Elk | 86,980 | 31,359 |
| D0283 | Elk | Elk Valley | 51,441 | 28,940 |
| D0388 | Ellis | Ellis | 135,181 | 66,407 |
| D0432 | Ellis | Victoria | 81,794 | 28,055 |
| D0489 | Ellis | Hays | 580,464 | 135,331 |
| D0112 | Ellsworth | Central Plains | 187,197 | 132,062 |
| D0327 | Ellsworth | Ellsworth | 256,943 | 85,688 |
| D0363 | Finney | Holcomb | 353,301 | 128,580 |
| D0457 | Finney | Garden City | 2,127,083 | 489,319 |
| D0381 | Ford | Spearville | 118,856 | 74,679 |
| D0443 | Ford | Dodge City | 1,853,125 | 486,265 |
| D0459 | Ford | Bucklin | 86,970 | 47,899 |
| D0287 | Franklin | West Franklin | 208,114 | 73,058 |
| D0288 | Franklin | Central Heights | 158,315 | 64,019 |
| D0289 | Franklin | Wellsville | 254,779 | 88,615 |
| D0290 | Franklin | Ottawa | 558,564 | 121,809 |
| D0475 | Geary | Geary County Schools | 1,808,618 | 298,233 |
| D0291 | Gove | Grinnell Public Schools | 41,919 | 34,191 |
| D0292 | Gove | Wheatland | 66,819 | 22,878 |
| D0293 | Gove | Quinter Public Schools | 87,290 | 121,010 |
| D0281 | Graham | Graham County | 157,597 | 58,819 |
| D0214 | Grant | Ulysses | 378,004 | 95,213 |
| D0102 | Gray | Cimarron-Ensign | 165,722 | 61,573 |
| D0371 | Gray | Montezuma | 73,522 | 53,850 |
| D0476 | Gray | Copeland | 53,893 | 38,741 |
| D0477 | Gray | Ingalls | 52,880 | 56,846 |
| D0200 | Greeley | Greeley County Schools | 109,154 | 50,488 |
| D0386 | Greenwood | Madison-Virgil | 90,426 | 52,860 |
| D0389 | Greenwood | Eureka | 273,835 | 96,637 |
| D0390 | Greenwood | Hamilton | 36,232 | 38,577 |
| D0494 | Hamilton | Syracuse | 220,123 | 114,819 |
| D0361 | Harper | Anthony-Harper | 332,573 | 94,034 |
| D0511 | Harper | Attica | 69,374 | 142,350 |
| D0369 | Harvey | Burrton | 91,982 | 48,230 |
| D0373 | Harvey | Newton | 852,276 | 175,866 |
| D0439 | Harvey | Sedgwick Public Schools | 93,217 | 36,691 |
| D0440 | Harvey | Halstead | 209,491 | 180,532 |
| D0460 | Harvey | Hesston | 238,722 | 80,940 |
| D0374 | Haskell | Sublette | 149,057 | 55,139 |

| | | | | |
|---------------|---------------------|--------------------------|--------------------|---------------------|
| | 2/8/2017 | | Col 1 | Col 2 |
| | | | 2015-16 | 2015-16 |
| USD # | COUNTY NAME | USD NAME | Utilities | Property & Casualty |
| TOTALS | STATE TOTALS | | 123,306,254 | 39,332,231 |
| D0507 | Haskell | Satanta | 150,188 | 117,636 |
| D0227 | Hodgeman | Jetmore | 148,341 | 97,903 |
| D0335 | Jackson | North Jackson | 169,820 | 54,489 |
| D0336 | Jackson | Holton | 248,315 | 155,578 |
| D0337 | Jackson | Royal Valley | 220,398 | 63,265 |
| D0338 | Jefferson | Valley Falls | 115,974 | 106,202 |
| D0339 | Jefferson | Jefferson County North | 144,749 | 104,291 |
| D0340 | Jefferson | Jefferson West | 230,258 | 19,435 |
| D0341 | Jefferson | Oskaloosa Public Schools | 138,931 | 54,464 |
| D0342 | Jefferson | McLouth | 107,832 | 84,987 |
| D0343 | Jefferson | Perry Public Schools | 253,959 | 6,045 |
| D0107 | Jewell | Rock Hills | 80,889 | 61,020 |
| D0229 | Johnson | Blue Valley | 7,516,220 | 1,664,048 |
| D0230 | Johnson | Spring Hill | 1,108,171 | 130,356 |
| D0231 | Johnson | Gardner Edgerton | 1,600,500 | 313,581 |
| D0232 | Johnson | De Soto | 1,106,543 | 535,177 |
| D0233 | Johnson | Olathe | 5,543,506 | 1,161,066 |
| D0512 | Johnson | Shawnee Mission Pub Sch | 8,190,131 | 375,511 |
| D0215 | Kearny | Lakin | 294,497 | 453,322 |
| D0216 | Kearny | Deerfield | 121,837 | 26,875 |
| D0331 | Kingman | Kingman - Norwich | 354,149 | 129,913 |
| D0332 | Kingman | Cunningham | 58,308 | 50,525 |
| D0422 | Kiowa | Kiowa County | 148,803 | 146,093 |
| D0474 | Kiowa | Haviland | 51,119 | 28,161 |
| D0503 | Labette | Parsons | 351,652 | 80,630 |
| D0504 | Labette | Oswego | 148,463 | 65,801 |
| D0505 | Labette | Chetopa-St. Paul | 175,762 | 98,697 |
| D0506 | Labette | Labette County | 392,787 | 46,523 |
| D0468 | Lane | Healy Public Schools | 41,551 | 36,626 |
| D0482 | Lane | Dighton | 174,710 | 61,657 |
| D0207 | Leavenworth | Ft Leavenworth | 569,332 | 169,827 |
| D0449 | Leavenworth | Easton | 172,345 | 26,092 |
| D0453 | Leavenworth | Leavenworth | 792,817 | 276,274 |
| D0458 | Leavenworth | Basehor-Linwood | 568,065 | 218,618 |
| D0464 | Leavenworth | Tonganoxie | 469,007 | 196,143 |
| D0469 | Leavenworth | Lansing | 858,700 | 389,673 |
| D0298 | Lincoln | Lincoln | 113,430 | 48,108 |
| D0299 | Lincoln | Sylvan Grove | 89,164 | 53,853 |
| D0344 | Linn | Pleasanton | 117,210 | 45,922 |
| D0346 | Linn | Jayhawk | 234,903 | 50,737 |
| D0362 | Linn | Prairie View | 425,809 | 187,499 |
| D0274 | Logan | Oakley | 112,361 | 71,610 |
| D0275 | Logan | Triplains | 42,347 | 47,196 |
| D0251 | Lyon | North Lyon County | 109,925 | 20,030 |
| D0252 | Lyon | Southern Lyon County | 154,421 | 68,014 |
| D0253 | Lyon | Emporia | 844,585 | 244,653 |
| D0397 | Marion | Centre | 55,026 | 93,298 |
| D0398 | Marion | Peabody-Burns | 95,627 | 39,769 |
| D0408 | Marion | Marion-Florence | 143,749 | 57,992 |
| D0410 | Marion | Durham-Hillsboro-Lehigh | 179,051 | 62,421 |
| D0411 | Marion | Goessel | 73,393 | 53,868 |
| D0364 | Marshall | Marysville | 178,297 | 70,626 |
| D0380 | Marshall | Vermillion | 123,167 | 99,194 |

| | | | | |
|---------------|---------------------|---------------------------|--------------------|---------------------|
| | 2/8/2017 | | Col 1 | Col 2 |
| | | | 2015-16 | 2015-16 |
| USD # | COUNTY NAME | USD NAME | Utilities | Property & Casualty |
| TOTALS | STATE TOTALS | | 123,306,254 | 39,332,231 |
| D0498 | Marshall | Valley Heights | 120,641 | 56,948 |
| D0400 | McPherson | Smoky Valley | 205,910 | 102,993 |
| D0418 | McPherson | McPherson | 280,437 | 148,945 |
| D0419 | McPherson | Canton-Galva | 124,410 | 91,916 |
| D0423 | McPherson | Moundridge | 117,340 | 75,091 |
| D0448 | McPherson | Inman | 152,447 | 101,932 |
| D0225 | Meade | Fowler | 100,706 | 50,437 |
| D0226 | Meade | Meade | 229,386 | 73,218 |
| D0367 | Miami | Osawatomie | 473,875 | 238,052 |
| D0368 | Miami | Paola | 717,985 | 236,227 |
| D0416 | Miami | Louisburg | 646,115 | 140,229 |
| D0272 | Mitchell | Waconda | 74,260 | 55,019 |
| D0273 | Mitchell | Beloit | 200,573 | 67,795 |
| D0436 | Montgomery | Caney Valley | 167,503 | 122,581 |
| D0445 | Montgomery | Coffeyville | 488,216 | 122,569 |
| D0446 | Montgomery | Independence | 524,140 | 0 |
| D0447 | Montgomery | Cherryvale | 190,691 | 63,035 |
| D0417 | Morris | Morris County | 146,900 | 98,374 |
| D0217 | Morton | Rolla | 110,637 | 67,960 |
| D0218 | Morton | Elkhart | 173,263 | 138,631 |
| D0113 | Nemaha | Prairie Hills | 318,785 | 192,911 |
| D0115 | Nemaha | Nemaha Central | 94,060 | 80,631 |
| D0101 | Neosho | Erie-Galesburg | 244,417 | 78,649 |
| D0413 | Neosho | Chanute Public Schools | 446,364 | 199,947 |
| D0106 | Ness | Western Plains | 67,096 | 49,705 |
| D0303 | Ness | Ness City | 141,765 | 64,447 |
| D0211 | Norton | Norton Community Schools | 173,939 | 42,243 |
| D0212 | Norton | Northern Valley | 75,408 | 82,666 |
| D0420 | Osage | Osage City | 243,921 | 22,277 |
| D0421 | Osage | Lyndon | 140,364 | 66,895 |
| D0434 | Osage | Santa Fe Trail | 200,546 | 77,850 |
| D0454 | Osage | Burlingame Public School | 109,294 | 35,587 |
| D0456 | Osage | Marais Des Cygnes Valley | 89,299 | 33,417 |
| D0392 | Osborne | Osborne County | 118,326 | 55,748 |
| D0239 | Ottawa | North Ottawa County | 186,746 | 58,201 |
| D0240 | Ottawa | Twin Valley | 141,423 | 81,749 |
| D0495 | Pawnee | Ft Larned | 274,704 | 97,937 |
| D0496 | Pawnee | Pawnee Heights | 30,258 | 9,998 |
| D0110 | Phillips | Thunder Ridge Schools | 91,562 | 72,901 |
| D0325 | Phillips | Phillipsburg | 160,725 | 119,437 |
| D0326 | Phillips | Logan | 72,473 | 49,240 |
| D0320 | Pottawatomie | Wamego | 373,641 | 105,762 |
| D0321 | Pottawatomie | Kaw Valley | 384,213 | 103,071 |
| D0322 | Pottawatomie | Onaga-Havensville-Wheaton | 110,969 | 55,316 |
| D0323 | Pottawatomie | Rock Creek | 288,349 | 109,671 |
| D0382 | Pratt | Pratt | 285,374 | 88,676 |
| D0438 | Pratt | Skyline Schools | 89,049 | 34,387 |
| D0105 | Rawlins | Rawlins County | 116,137 | 78,860 |
| D0308 | Reno | Hutchinson Public Schools | 1,163,085 | 328,196 |
| D0309 | Reno | Nickerson | 279,406 | 130,949 |
| D0310 | Reno | Fairfield | 66,261 | 84,405 |
| D0311 | Reno | Pretty Prairie | 85,326 | 116,260 |
| D0312 | Reno | Haven Public Schools | 215,869 | 181,978 |

| | | | | |
|---------------|---------------------|-------------------------|--------------------|---------------------|
| | 2/8/2017 | | Col 1 | Col 2 |
| | | | 2015-16 | 2015-16 |
| USD # | COUNTY NAME | USD NAME | Utilities | Property & Casualty |
| TOTALS | STATE TOTALS | | 123,306,254 | 39,332,231 |
| D0313 | Reno | Buhler | 500,224 | 239,262 |
| D0109 | Republic | Republic County | 130,840 | 67,930 |
| D0426 | Republic | Pike Valley | 75,968 | 37,153 |
| D0376 | Rice | Sterling | 160,112 | 66,438 |
| D0401 | Rice | Chase-Raymond | 49,267 | 27,992 |
| D0405 | Rice | Lyons | 225,004 | 98,517 |
| D0444 | Rice | Little River | 82,686 | 45,664 |
| D0378 | Riley | Riley County | 220,111 | 69,645 |
| D0383 | Riley | Manhattan-Ogden | 1,327,590 | 690,696 |
| D0384 | Riley | Blue Valley | 100,738 | 80,935 |
| D0269 | Rooks | Palco | 58,221 | 41,804 |
| D0270 | Rooks | Plainville | 117,310 | 51,640 |
| D0271 | Rooks | Stockton | 104,252 | 37,449 |
| D0395 | Rush | LaCrosse | 69,097 | 37,587 |
| D0403 | Rush | Otis-Bison | 62,729 | 40,907 |
| D0399 | Russell | Paradise | 57,227 | 45,634 |
| D0407 | Russell | Russell County | 222,380 | 141,769 |
| D0305 | Saline | Salina | 1,426,935 | 468,437 |
| D0306 | Saline | Southeast Of Saline | 162,628 | 119,014 |
| D0307 | Saline | Ell-Saline | 134,573 | 61,471 |
| D0466 | Scott | Scott County | 510,770 | 86,579 |
| D0259 | Sedgwick | Wichita | 9,922,627 | 2,686,766 |
| D0260 | Sedgwick | Derby | 1,356,813 | 248,831 |
| D0261 | Sedgwick | Haysville | 724,857 | 215,297 |
| D0262 | Sedgwick | Valley Center Pub Sch | 585,285 | 160,978 |
| D0263 | Sedgwick | Mulvane | 487,949 | 203,581 |
| D0264 | Sedgwick | Clearwater | 337,730 | 163,045 |
| D0265 | Sedgwick | Goddard | 1,118,728 | 378,109 |
| D0266 | Sedgwick | Maize | 1,597,326 | 263,947 |
| D0267 | Sedgwick | Renwick | 528,615 | 185,760 |
| D0268 | Sedgwick | Cheney | 225,887 | 84,544 |
| D0480 | Seward | Liberal | 1,051,053 | 437,877 |
| D0483 | Seward | Kismet-Plains | 221,517 | 74,333 |
| D0345 | Shawnee | Seaman | 846,562 | 280,366 |
| D0372 | Shawnee | Silver Lake | 147,154 | 66,417 |
| D0437 | Shawnee | Auburn Washburn | 1,354,021 | 391,599 |
| D0450 | Shawnee | Shawnee Heights | 980,235 | 7,599 |
| D0501 | Shawnee | Topeka Public Schools | 2,702,157 | 786,748 |
| D0412 | Sheridan | Hoxie Community Schools | 180,994 | 83,243 |
| D0352 | Sherman | Goodland | 344,308 | 161,632 |
| D0237 | Smith | Smith Center | 149,950 | 58,838 |
| D0349 | Stafford | Stafford | 106,295 | 42,465 |
| D0350 | Stafford | St John-Hudson | 131,230 | 66,461 |
| D0351 | Stafford | Macksville | 92,212 | 65,802 |
| D0452 | Stanton | Stanton County | 216,464 | 147,430 |
| D0209 | Stevens | Moscow Public Schools | 86,875 | 98,667 |
| D0210 | Stevens | Hugoton Public Schools | 360,725 | 92,217 |
| D0353 | Sumner | Wellington | 646,803 | 201,657 |
| D0356 | Sumner | Conway Springs | 200,004 | 85,023 |
| D0357 | Sumner | Belle Plaine | 133,117 | 101,952 |
| D0358 | Sumner | Oxford | 87,251 | 43,245 |
| D0359 | Sumner | Argonia Public Schools | 88,926 | 62,264 |
| D0360 | Sumner | Caldwell | 94,508 | 39,702 |

| | | | | |
|---------------|---------------------|------------------------|--------------------|---------------------|
| | 2/8/2017 | | Col 1 | Col 2 |
| | | | | |
| | | | 2015-16 | 2015-16 |
| USD # | COUNTY NAME | USD NAME | Utilities | Property & Casualty |
| TOTALS | STATE TOTALS | | 123,306,254 | 39,332,231 |
| D0509 | Sumner | South Haven | 60,444 | 37,282 |
| D0314 | Thomas | Brewster | 42,331 | 345 |
| D0315 | Thomas | Colby Public Schools | 246,976 | 85,481 |
| D0316 | Thomas | Golden Plains | 51,628 | 96,256 |
| D0208 | Trego | Wakeeney | 119,572 | 60,642 |
| D0329 | Wabaunsee | Mill Creek Valley | 184,503 | 71,176 |
| D0330 | Wabaunsee | Mission Valley | 258,226 | 129,417 |
| D0241 | Wallace | Wallace County Schools | 78,642 | 58,978 |
| D0242 | Wallace | Weskan | 28,801 | 78,317 |
| D0108 | Washington | Washington Co. Schools | 171,972 | 115,800 |
| D0223 | Washington | Barnes | 102,098 | 50,551 |
| D0224 | Washington | Clifton-Clyde | 109,761 | 32,702 |
| D0467 | Wichita | Leoti | 208,106 | 20,771 |
| D0387 | Wilson | Altoona-Midway | 60,653 | 35,685 |
| D0461 | Wilson | Neodesha | 226,530 | 74,710 |
| D0484 | Wilson | Fredonia | 201,318 | 79,952 |
| D0366 | Woodson | Woodson | 153,146 | 48,182 |
| D0202 | Wyandotte | Turner-Kansas City | 1,343,882 | 258,286 |
| D0203 | Wyandotte | Piper-Kansas City | 675,970 | 162,411 |
| D0204 | Wyandotte | Bonner Springs | 594,452 | 262,110 |
| D0500 | Wyandotte | Kansas City | 6,230,181 | 3,068,466 |

Appendix T:

FY17 Capital Outlay Aid

This report is publically available at:

http://www.ksde.org/Portals/0/School%20Finance/payment_information/Cap%20Outlay%20Aid%20FY17.xlsx. It is appropriate to take judicial notice of this

information, and Plaintiffs respectfully request that this Court do so. K.S.A. 60-409 (b)(4); K.S.A. 60-412(c).

| | 2/7/2017 | | Col1 | Col 2 | Col 3 | Col 4 | Col 5 |
|-------|--------------------------|-------------|---------------|----------------|----------------|----------------|--------------------|
| | | | 2016-17 | 2016-17 | 2016-17 | 2016-17 | 2016-17 |
| USD# | Name | County Name | LOB / Bl | Capital Outlay | Capital Outlay | Capital Outlay | Capital Outlay Aid |
| | | | Valuation | Mill Rate | Taxes Levied | Aid Rate | (Col 3 X Col 4) |
| D0101 | Erie-Galesburg | Neosho | 30,995,002 | 4.000 | 123,980 | 0.31 | 38,434 |
| D0102 | Cimarron-Ensign | Gray | 49,384,842 | 4.002 | 197,638 | 0.23 | 45,457 |
| D0103 | Cheylin | Cheyenne | 27,917,733 | 8.000 | 223,342 | 0.00 | 0 |
| D0105 | Rawlins County | Rawlins | 36,316,618 | 8.000 | 290,533 | 0.00 | 0 |
| D0106 | Western Plains | Ness | 28,782,613 | 6.000 | 172,696 | 0.00 | 0 |
| D0107 | Rock Hills | Jewell | 42,923,596 | .000 | 0 | 0.00 | 0 |
| D0108 | Washington Co. Schools | Washington | 34,548,182 | 8.000 | 276,385 | 0.02 | 5,528 |
| D0109 | Republic County | Republic | 49,498,669 | 7.999 | 395,940 | 0.00 | 0 |
| D0110 | Thunder Ridge Schools | Phillips | 21,610,838 | 7.986 | 172,584 | 0.07 | 12,081 |
| D0111 | Doniphan West Schools | Doniphan | 63,080,703 | 5.793 | 365,427 | 0.00 | 0 |
| D0112 | Central Plains | Ellsworth | 85,935,780 | 6.489 | 557,637 | 0.00 | 0 |
| D0113 | Prairie Hills | Nemaha | 100,694,999 | 6.000 | 604,170 | 0.13 | 78,542 |
| D0114 | Riverside | Doniphan | 35,145,001 | .000 | 0 | 0.46 | 0 |
| D0115 | Nemaha Central | Nemaha | 75,564,476 | .000 | 0 | 0.00 | 0 |
| D0200 | Greeley County Schools | Greeley | 31,912,950 | 7.997 | 255,208 | 0.00 | 0 |
| D0202 | Turner-Kansas City | Wyandotte | 120,884,921 | 8.000 | 967,079 | 0.67 | 647,943 |
| D0203 | Piper-Kansas City | Wyandotte | 179,299,088 | 8.000 | 1,434,393 | 0.12 | 172,127 |
| D0204 | Bonner Springs | Wyandotte | 173,841,474 | 8.000 | 1,390,732 | 0.34 | 472,849 |
| D0205 | Bluestem | Butler | 34,162,252 | 7.993 | 273,059 | 0.30 | 81,918 |
| D0206 | Remington-Whitewater | Butler | 47,001,297 | 6.497 | 305,367 | 0.09 | 27,483 |
| D0207 | Ft Leavenworth | Leavenworth | 2,280,646 | 3.963 | 9,038 | 0.97 | 8,767 |
| D0208 | Wakeeney | Trego | 41,615,349 | 8.000 | 332,923 | 0.00 | 0 |
| D0209 | Moscow Public Schools | Stevens | 22,952,195 | 8.000 | 183,618 | 0.00 | 0 |
| D0210 | Hugoton Public Schools | Stevens | 77,795,048 | 8.000 | 622,360 | 0.00 | 0 |
| D0211 | Norton Community Schools | Norton | 47,795,648 | 5.505 | 263,115 | 0.31 | 81,566 |
| D0212 | Northern Valley | Norton | 14,379,075 | 8.000 | 115,033 | 0.14 | 16,105 |
| D0214 | Ulysses | Grant | 136,024,431 | 5.000 | 680,122 | 0.00 | 0 |
| D0215 | Lakin | Kearny | 60,661,771 | 6.987 | 423,844 | 0.00 | 0 |
| D0216 | Deerfield | Kearny | 23,483,882 | 7.994 | 187,730 | 0.00 | 0 |
| D0217 | Rolla | Morton | 22,541,640 | 8.000 | 180,333 | 0.00 | 0 |
| D0218 | Elkhart | Morton | 37,133,474 | 3.998 | 148,460 | 0.52 | 77,199 |
| D0219 | Minneola | Clark | 24,145,251 | 4.000 | 96,581 | 0.00 | 0 |
| D0220 | Ashland | Clark | 19,754,180 | 6.000 | 118,525 | 0.00 | 0 |
| D0223 | Barnes | Washington | 42,431,385 | 7.998 | 339,366 | 0.00 | 0 |
| D0224 | Clifton-Clyde | Washington | 30,864,417 | 3.999 | 123,427 | 0.05 | 6,171 |
| D0225 | Fowler | Meade | 15,896,453 | 3.996 | 63,522 | 0.00 | 0 |
| D0226 | Meade | Meade | 56,681,258 | 8.000 | 453,450 | 0.00 | 0 |
| D0227 | Hodgeman County Schools | Hodgeman | 37,826,816 | 7.999 | 302,577 | 0.00 | 0 |
| D0229 | Blue Valley | Johnson | 2,844,211,225 | 8.000 | 22,753,690 | 0.00 | 0 |
| D0230 | Spring Hill | Johnson | 182,477,499 | 4.000 | 729,910 | 0.52 | 379,553 |
| D0231 | Gardner Edgerton | Johnson | 273,153,973 | 8.000 | 2,185,232 | 0.50 | 1,092,616 |
| D0232 | De Soto | Johnson | 468,330,863 | 8.000 | 3,746,647 | 0.33 | 1,236,394 |
| D0233 | Olathe | Johnson | 2,046,143,997 | 8.000 | 16,369,152 | 0.29 | 4,747,054 |
| D0234 | Fort Scott | Bourbon | 77,669,121 | 3.572 | 277,434 | 0.56 | 155,363 |
| D0235 | Uniontown | Bourbon | 15,802,629 | 1.000 | 15,803 | 0.63 | 9,956 |
| D0237 | Smith Center | Smith | 35,220,959 | 7.942 | 279,725 | 0.10 | 27,973 |
| D0239 | North Ottawa County | Ottawa | 38,893,609 | 2.250 | 87,511 | 0.36 | 31,504 |
| D0240 | Twin Valley | Ottawa | 33,020,607 | 6.000 | 198,124 | 0.40 | 79,250 |
| D0241 | Wallace County Schools | Wallace | 38,726,448 | 4.000 | 154,906 | 0.00 | 0 |
| D0242 | Weskan | Wallace | 9,790,348 | 8.000 | 78,323 | 0.00 | 0 |
| D0243 | Lebo-Waverly | Coffey | 29,606,833 | 3.983 | 117,924 | 0.29 | 34,198 |
| D0244 | Burlington | Coffey | 449,996,595 | 4.000 | 1,799,986 | 0.00 | 0 |
| D0245 | LeRoy-Gridley | Coffey | 22,789,575 | 3.980 | 90,703 | 0.00 | 0 |
| D0246 | Northeast | Crawford | 19,302,605 | 4.000 | 77,210 | 0.58 | 44,782 |
| D0247 | Cherokee | Crawford | 33,470,459 | 8.000 | 267,764 | 0.36 | 96,395 |
| D0248 | Girard | Crawford | 38,314,407 | 4.000 | 153,258 | 0.61 | 93,487 |
| D0249 | Frontenac Public Schools | Crawford | 25,666,380 | 4.000 | 102,666 | 0.69 | 70,840 |
| D0250 | Pittsburg | Crawford | 142,477,841 | 8.000 | 1,139,823 | 0.51 | 581,310 |
| D0251 | North Lyon County | Lyon | 92,198,082 | 8.000 | 737,585 | 0.00 | 0 |
| D0252 | Southern Lyon County | Lyon | 38,362,526 | 8.000 | 306,900 | 0.23 | 70,587 |
| D0253 | Emporia | Lyon | 176,202,941 | 8.000 | 1,409,624 | 0.58 | 817,582 |
| D0254 | Barber County North | Barber | 55,577,333 | 8.000 | 444,619 | 0.00 | 0 |
| D0255 | South Barber | Barber | 40,523,423 | 8.000 | 324,187 | 0.00 | 0 |
| D0256 | Marmaton Valley | Allen | 32,108,340 | .000 | 0 | 0.00 | 0 |
| D0257 | Iola | Allen | 50,720,549 | 8.000 | 405,764 | 0.58 | 235,343 |
| D0258 | Humboldt | Allen | 54,047,632 | 7.945 | 429,408 | 0.34 | 145,999 |
| D0259 | Wichita | Sedgwick | 2,649,351,055 | 8.000 | 21,194,808 | 0.44 | 9,325,716 |
| D0260 | Derby | Sedgwick | 404,822,771 | 8.000 | 3,238,582 | 0.38 | 1,230,661 |
| D0261 | Haysville | Sedgwick | 140,290,400 | 8.000 | 1,122,323 | 0.72 | 808,073 |
| D0262 | Valley Center Pub Sch | Sedgwick | 124,640,203 | 6.202 | 773,019 | 0.54 | 417,430 |
| D0263 | Mulvane | Sedgwick | 113,630,477 | 8.000 | 909,044 | 0.32 | 290,894 |
| D0264 | Clearwater | Sedgwick | 60,574,495 | 8.000 | 484,596 | 0.46 | 222,914 |

| | 2/7/2017 | | Col1 | Col 2 | Col 3 | Col 4 | Col 5 |
|-------|---------------------------|--------------|-------------|----------------|----------------|----------------|--------------------|
| | | | 2016-17 | 2016-17 | 2016-17 | 2016-17 | 2016-17 |
| | | | LOB / Bl | Capital Outlay | Capital Outlay | Capital Outlay | Capital Outlay Aid |
| USD# | Name | County Name | Valuation | Mill Rate | Taxes Levied | Aid Rate | (Col 3 X Col 4) |
| D0265 | Goddard | Sedgwick | 252,215,057 | 8.000 | 2,017,720 | 0.52 | 1,049,214 |
| D0266 | Maize | Sedgwick | 401,390,080 | 8.000 | 3,211,121 | 0.43 | 1,380,782 |
| D0267 | Renwick | Sedgwick | 119,118,859 | 7.999 | 952,832 | 0.35 | 333,491 |
| D0268 | Cheney | Sedgwick | 31,262,194 | 8.000 | 250,098 | 0.56 | 140,055 |
| D0269 | Palco | Rooks | 16,249,847 | 8.000 | 129,999 | 0.00 | 0 |
| D0270 | Plainville | Rooks | 28,057,201 | 8.000 | 224,458 | 0.00 | 0 |
| D0271 | Stockton | Rooks | 31,282,146 | 7.938 | 248,318 | 0.00 | 0 |
| D0272 | Waconda | Mitchell | 31,275,885 | 7.982 | 249,644 | 0.00 | 0 |
| D0273 | Beloit | Mitchell | 62,393,244 | 7.996 | 498,896 | 0.23 | 114,746 |
| D0274 | Oakley | Logan | 49,223,401 | 8.000 | 393,787 | 0.00 | 0 |
| D0275 | Triplains | Logan | 27,388,764 | 7.997 | 219,028 | 0.00 | 0 |
| D0281 | Graham County | Graham | 42,091,828 | 8.000 | 336,735 | 0.00 | 0 |
| D0282 | West Elk | Elk | 20,652,547 | 3.948 | 81,536 | 0.39 | 31,799 |
| D0283 | Elk Valley | Elk | 11,769,500 | .990 | 11,652 | 0.00 | 0 |
| D0284 | Chase County | Chase | 48,234,641 | 8.000 | 385,877 | 0.00 | 0 |
| D0285 | Cedar Vale | Chautauqua | 8,358,789 | .000 | 0 | 0.50 | 0 |
| D0286 | Chautauqua Co Community | Chautauqua | 18,099,291 | 3.000 | 54,298 | 0.47 | 25,520 |
| D0287 | West Franklin | Franklin | 42,333,896 | 7.986 | 338,078 | 0.27 | 91,281 |
| D0288 | Central Heights | Franklin | 26,022,214 | 6.242 | 162,431 | 0.52 | 84,464 |
| D0289 | Wellsville | Franklin | 50,493,866 | 7.993 | 403,597 | 0.33 | 133,187 |
| D0290 | Ottawa | Franklin | 119,998,885 | 8.000 | 959,991 | 0.48 | 460,796 |
| D0291 | Grinnell Public Schools | Gove | 22,389,341 | 4.026 | 90,139 | 0.00 | 0 |
| D0292 | Wheatland | Gove | 18,252,554 | 8.000 | 146,020 | 0.00 | 0 |
| D0293 | Quinter Public Schools | Gove | 21,195,619 | 8.000 | 169,565 | 0.22 | 37,304 |
| D0294 | Oberlin | Decatur | 47,784,641 | 8.000 | 382,277 | 0.00 | 0 |
| D0297 | St Francis Comm Sch | Cheyenne | 27,935,917 | 6.000 | 167,616 | 0.00 | 0 |
| D0298 | Lincoln | Lincoln | 35,357,985 | 8.000 | 282,864 | 0.01 | 2,829 |
| D0299 | Sylvan Grove | Lincoln | 30,340,089 | 5.975 | 181,282 | 0.00 | 0 |
| D0300 | Comanche County | Comanche | 36,267,584 | 7.997 | 290,032 | 0.00 | 0 |
| D0303 | Ness City | Ness | 38,608,790 | 8.000 | 308,870 | 0.00 | 0 |
| D0305 | Salina | Saline | 448,895,282 | 8.000 | 3,591,162 | 0.35 | 1,256,907 |
| D0306 | Southeast Of Saline | Saline | 68,962,443 | 7.992 | 551,148 | 0.00 | 0 |
| D0307 | Ell-Saline | Saline | 25,702,172 | 3.999 | 102,783 | 0.42 | 43,169 |
| D0308 | Hutchinson Public Schools | Reno | 213,799,213 | 5.130 | 1,096,790 | 0.53 | 581,299 |
| D0309 | Nickerson | Reno | 70,798,677 | 5.501 | 389,464 | 0.33 | 128,523 |
| D0310 | Fairfield | Reno | 38,807,477 | 7.998 | 310,382 | 0.00 | 0 |
| D0311 | Pretty Prairie | Reno | 19,443,535 | 7.996 | 155,471 | 0.24 | 37,313 |
| D0312 | Haven Public Schools | Reno | 68,965,010 | 7.998 | 551,582 | 0.18 | 99,285 |
| D0313 | Buhler | Reno | 155,994,834 | 7.971 | 1,243,435 | 0.27 | 335,727 |
| D0314 | Brewster | Thomas | 17,436,227 | 7.000 | 122,054 | 0.00 | 0 |
| D0315 | Colby Public Schools | Thomas | 82,435,940 | 8.000 | 659,488 | 0.07 | 46,164 |
| D0316 | Golden Plains | Thomas | 16,213,387 | .000 | 0 | 0.15 | 0 |
| D0320 | Wamego | Pottawatomie | 85,486,833 | 3.999 | 341,862 | 0.43 | 147,001 |
| D0321 | Kaw Valley | Pottawatomie | 317,208,721 | 8.000 | 2,537,670 | 0.00 | 0 |
| D0322 | Onaga-Havensville-Wheaton | Pottawatomie | 22,469,768 | 7.998 | 179,713 | 0.24 | 43,131 |
| D0323 | Rock Creek | Pottawatomie | 53,855,655 | 1.000 | 53,856 | 0.45 | 24,235 |
| D0325 | Phillipsburg | Phillips | 30,196,601 | 5.712 | 172,483 | 0.50 | 86,242 |
| D0326 | Logan | Phillips | 13,693,683 | 5.036 | 68,961 | 0.00 | 0 |
| D0327 | Ellsworth | Ellsworth | 47,083,666 | 5.991 | 282,078 | 0.23 | 64,878 |
| D0329 | Mill Creek Valley | Wabaunsee | 41,061,640 | 6.595 | 270,802 | 0.04 | 10,832 |
| D0330 | Mission Valley | Wabaunsee | 37,710,167 | 7.996 | 301,531 | 0.20 | 60,306 |
| D0331 | Kingman - Norwich | Kingman | 59,505,192 | 7.655 | 455,512 | 0.30 | 136,654 |
| D0332 | Cunningham | Kingman | 60,515,041 | 7.995 | 483,818 | 0.00 | 0 |
| D0333 | Concordia | Cloud | 57,467,374 | 8.000 | 459,739 | 0.45 | 206,883 |
| D0334 | Southern Cloud | Cloud | 22,666,582 | 8.000 | 181,333 | 0.00 | 0 |
| D0335 | North Jackson | Jackson | 20,732,982 | 4.800 | 99,518 | 0.44 | 43,788 |
| D0336 | Holton | Jackson | 44,744,958 | 8.000 | 357,960 | 0.58 | 207,617 |
| D0337 | Royal Valley | Jackson | 31,250,568 | 8.000 | 250,005 | 0.61 | 152,503 |
| D0338 | Valley Falls | Jefferson | 17,969,301 | 8.000 | 143,754 | 0.51 | 73,315 |
| D0339 | Jefferson County North | Jefferson | 20,598,729 | 5.740 | 118,237 | 0.53 | 62,666 |
| D0340 | Jefferson West | Jefferson | 39,277,051 | 7.999 | 314,177 | 0.53 | 166,514 |
| D0341 | Oskaloosa Public Schools | Jefferson | 27,162,613 | 7.999 | 217,274 | 0.50 | 108,637 |
| D0342 | McLouth | Jefferson | 31,154,565 | 3.000 | 93,464 | 0.31 | 28,974 |
| D0343 | Perry Public Schools | Jefferson | 61,691,798 | 7.998 | 493,411 | 0.17 | 83,880 |
| D0344 | Pleasanton | Linn | 16,343,897 | .600 | 9,806 | 0.49 | 4,805 |
| D0345 | Seaman | Shawnee | 236,168,070 | 8.000 | 1,889,345 | 0.35 | 661,271 |
| D0346 | Jayhawk | Linn | 56,361,827 | 7.999 | 450,838 | 0.00 | 0 |
| D0347 | Kinsley-Offerle | Edwards | 26,092,807 | 7.996 | 208,638 | 0.18 | 37,555 |
| D0348 | Baldwin City | Douglas | 80,557,591 | 8.000 | 644,461 | 0.39 | 251,340 |
| D0349 | Stafford | Stafford | 20,963,448 | 6.801 | 142,572 | 0.12 | 17,109 |
| D0350 | St John-Hudson | Stafford | 32,037,768 | 6.983 | 223,720 | 0.00 | 0 |
| D0351 | Macksville | Stafford | 38,099,938 | 3.998 | 152,324 | 0.00 | 0 |

| | 2/7/2017 | | Col1 | Col 2 | Col 3 | Col 4 | Col 5 |
|-------|--------------------------|-------------|-------------|----------------|----------------|----------------|--------------------|
| | | | 2016-17 | 2016-17 | 2016-17 | 2016-17 | 2016-17 |
| | | | LOB / BI | Capital Outlay | Capital Outlay | Capital Outlay | Capital Outlay Aid |
| USD# | Name | County Name | Valuation | Mill Rate | Taxes Levied | Aid Rate | (Col 3 X Col 4) |
| D0352 | Goodland | Sherman | 80,144,874 | 1.997 | 160,049 | 0.13 | 20,806 |
| D0353 | Wellington | Sumner | 68,282,106 | 7.993 | 545,779 | 0.55 | 300,178 |
| D0355 | Ellinwood Public Schools | Barton | 29,179,927 | 8.000 | 233,439 | 0.25 | 58,360 |
| D0356 | Conway Springs | Sumner | 22,333,500 | 8.000 | 178,668 | 0.53 | 94,694 |
| D0357 | Belle Plaine | Sumner | 23,590,730 | 8.000 | 188,726 | 0.61 | 115,123 |
| D0358 | Oxford | Sumner | 16,923,672 | 7.968 | 134,848 | 0.59 | 79,560 |
| D0359 | Argonia Public Schools | Sumner | 15,190,225 | 2.153 | 32,705 | 0.04 | 1,308 |
| D0360 | Caldwell | Sumner | 17,293,004 | 7.999 | 138,327 | 0.23 | 31,815 |
| D0361 | Anthony-Harper | Harper | 84,586,199 | 2.502 | 211,635 | 0.00 | 0 |
| D0362 | Prairie View | Linn | 168,201,403 | 8.000 | 1,345,611 | 0.00 | 0 |
| D0363 | Holcomb | Finney | 110,432,956 | 7.927 | 875,402 | 0.00 | 0 |
| D0364 | Marysville | Marshall | 87,077,422 | 8.000 | 696,619 | 0.00 | 0 |
| D0365 | Garnett | Anderson | 76,601,550 | 6.997 | 535,981 | 0.27 | 144,715 |
| D0366 | Woodson | Woodson | 29,153,707 | 8.000 | 233,230 | 0.30 | 69,969 |
| D0367 | Osawatomie | Miami | 49,143,449 | 7.995 | 392,902 | 0.55 | 216,096 |
| D0368 | Paola | Miami | 134,020,104 | 7.992 | 1,071,089 | 0.31 | 332,038 |
| D0369 | Burrton | Harvey | 15,777,176 | 7.996 | 126,154 | 0.31 | 39,108 |
| D0371 | Montezuma | Gray | 21,634,972 | 5.498 | 118,949 | 0.15 | 17,842 |
| D0372 | Silver Lake | Shawnee | 32,210,483 | 8.000 | 257,684 | 0.50 | 128,842 |
| D0373 | Newton | Harvey | 158,498,807 | 8.000 | 1,267,990 | 0.52 | 659,355 |
| D0374 | Sublette | Haskell | 59,318,022 | 6.991 | 414,692 | 0.00 | 0 |
| D0375 | Circle | Butler | 190,199,899 | 7.996 | 1,520,838 | 0.05 | 76,042 |
| D0376 | Sterling | Rice | 27,938,527 | 6.272 | 175,230 | 0.45 | 78,854 |
| D0377 | Atchison Co Comm Schools | Atchison | 57,907,941 | 3.998 | 231,516 | 0.02 | 4,630 |
| D0378 | Riley County | Riley | 49,218,213 | 8.000 | 393,746 | 0.29 | 114,186 |
| D0379 | Clay Center | Clay | 88,207,819 | 3.750 | 330,779 | 0.36 | 119,080 |
| D0380 | Vermillion | Marshall | 40,969,110 | 7.992 | 327,425 | 0.29 | 94,953 |
| D0381 | Spearville | Ford | 25,564,936 | 1.999 | 51,104 | 0.25 | 12,776 |
| D0382 | Pratt | Pratt | 88,448,356 | 7.000 | 619,138 | 0.19 | 117,636 |
| D0383 | Manhattan-Ogden | Riley | 638,217,445 | 8.000 | 5,105,740 | 0.00 | 0 |
| D0384 | Blue Valley | Riley | 21,216,610 | 7.998 | 169,690 | 0.00 | 0 |
| D0385 | Andover | Butler | 312,405,552 | 8.000 | 2,499,244 | 0.46 | 1,149,652 |
| D0386 | Madison-Virgil | Greenwood | 15,867,181 | 6.987 | 110,864 | 0.26 | 28,825 |
| D0387 | Altoona-Midway | Wilson | 32,413,960 | 2.000 | 64,828 | 0.00 | 0 |
| D0388 | Ellis | Ellis | 28,779,704 | 8.000 | 230,238 | 0.26 | 59,862 |
| D0389 | Eureka | Greenwood | 33,320,865 | 7.983 | 266,000 | 0.46 | 122,360 |
| D0390 | Hamilton | Greenwood | 8,836,631 | .000 | 0 | 0.00 | 0 |
| D0392 | Osborne County | Osborne | 26,876,212 | 8.000 | 215,010 | 0.10 | 21,501 |
| D0393 | Solomon | Dickinson | 25,019,677 | 7.972 | 199,457 | 0.18 | 35,902 |
| D0394 | Rose Hill Public Schools | Butler | 66,839,632 | 8.000 | 534,717 | 0.58 | 310,136 |
| D0395 | LaCrosse | Rush | 27,357,125 | 4.002 | 109,483 | 0.06 | 6,569 |
| D0396 | Douglas Public Schools | Butler | 27,857,186 | 7.993 | 222,662 | 0.58 | 129,144 |
| D0397 | Centre | Marion | 24,886,283 | 8.000 | 199,090 | 0.47 | 93,572 |
| D0398 | Peabody-Burns | Marion | 24,353,481 | 6.009 | 146,340 | 0.00 | 0 |
| D0399 | Paradise | Russell | 20,245,344 | 8.000 | 161,963 | 0.00 | 0 |
| D0400 | Smoky Valley | McPherson | 70,333,794 | 8.000 | 562,670 | 0.32 | 180,054 |
| D0401 | Chase-Raymond | Rice | 19,089,338 | 3.996 | 76,281 | 0.00 | 0 |
| D0402 | Augusta | Butler | 87,523,798 | 8.000 | 700,190 | 0.58 | 406,110 |
| D0403 | Otis-Bison | Rush | 25,045,020 | 4.081 | 102,209 | 0.00 | 0 |
| D0404 | Riverton | Cherokee | 30,903,141 | 5.004 | 154,639 | 0.49 | 75,773 |
| D0405 | Lyons | Rice | 40,376,683 | 8.000 | 323,013 | 0.51 | 164,737 |
| D0407 | Russell County | Russell | 63,039,976 | 8.000 | 504,320 | 0.13 | 65,562 |
| D0408 | Marion-Florence | Marion | 32,630,025 | .000 | 0 | 0.34 | 0 |
| D0409 | Atchison Public Schools | Atchison | 71,742,525 | 5.000 | 358,713 | 0.49 | 175,769 |
| D0410 | Durham-Hillsboro-Lehigh | Marion | 37,834,411 | 7.996 | 302,524 | 0.30 | 90,757 |
| D0411 | Goessel | Marion | 14,507,220 | 3.993 | 57,927 | 0.45 | 26,067 |
| D0412 | Hoxie Community Schools | Sheridan | 42,518,255 | 6.581 | 279,813 | 0.00 | 0 |
| D0413 | Chanute Public Schools | Neosho | 86,181,986 | 2.720 | 234,415 | 0.48 | 112,519 |
| D0415 | Hiawatha | Brown | 103,575,171 | 6.000 | 621,451 | 0.00 | 0 |
| D0416 | Louisburg | Miami | 116,529,151 | 7.989 | 930,951 | 0.31 | 288,595 |
| D0417 | Morris County | Morris | 60,621,045 | 6.968 | 422,407 | 0.16 | 67,585 |
| D0418 | McPherson | McPherson | 216,195,632 | 8.000 | 1,729,565 | 0.09 | 155,661 |
| D0419 | Canton-Galva | McPherson | 31,664,499 | 6.000 | 189,987 | 0.07 | 13,299 |
| D0420 | Osage City | Osage | 29,282,384 | 5.000 | 146,412 | 0.54 | 79,062 |
| D0421 | Lyndon | Osage | 20,821,334 | 4.814 | 100,234 | 0.48 | 48,112 |
| D0422 | Kiowa County | Kiowa | 57,509,873 | 8.000 | 460,079 | 0.00 | 0 |
| D0423 | Moundridge | McPherson | 46,894,378 | 7.999 | 375,108 | 0.00 | 0 |
| D0426 | Pike Valley | Republic | 20,592,401 | 7.997 | 164,677 | 0.08 | 13,174 |
| D0428 | Great Bend | Barton | 149,182,094 | 6.528 | 973,861 | 0.49 | 477,192 |
| D0429 | Troy Public Schools | Doniphan | 23,695,834 | 2.643 | 62,628 | 0.30 | 18,788 |
| D0430 | South Brown County | Brown | 31,751,829 | 3.000 | 95,255 | 0.45 | 42,865 |
| D0431 | Hoisington | Barton | 35,754,536 | 6.055 | 216,494 | 0.45 | 97,422 |

| | | | | | | | |
|-------|--------------------------|-------------|----------------|----------------|----------------|----------------|--------------------|
| | 2/7/2017 | | Col1 | Col 2 | Col 3 | Col 4 | Col 5 |
| | | | 2016-17 | 2016-17 | 2016-17 | 2016-17 | 2016-17 |
| | | | LOB / BI | Capital Outlay | Capital Outlay | Capital Outlay | Capital Outlay Aid |
| USD# | Name | County Name | Valuation | Mill Rate | Taxes Levied | Aid Rate | (Col 3 X Col 4) |
| D0432 | Victoria | Ellis | 27,225,790 | 8.000 | 217,806 | 0.00 | 0 |
| D0434 | Santa Fe Trail | Osage | 50,502,679 | 7.999 | 403,971 | 0.49 | 197,946 |
| D0435 | Abilene | Dickinson | 79,818,650 | 7.980 | 636,953 | 0.48 | 305,737 |
| D0436 | Caney Valley | Montgomery | 49,098,461 | 7.979 | 391,757 | 0.29 | 113,610 |
| D0437 | Auburn Washburn | Shawnee | 477,499,972 | 7.992 | 3,816,180 | 0.21 | 801,398 |
| D0438 | Skyline Schools | Pratt | 34,231,101 | 8.000 | 273,849 | 0.18 | 49,293 |
| D0439 | Sedgwick Public Schools | Harvey | 17,862,301 | 1.017 | 18,166 | 0.59 | 10,718 |
| D0440 | Halstead | Harvey | 43,390,102 | 3.993 | 173,257 | 0.40 | 69,303 |
| D0443 | Dodge City | Ford | 216,695,344 | 8.000 | 1,733,563 | 0.65 | 1,126,816 |
| D0444 | Little River | Rice | 51,309,725 | 8.000 | 410,478 | 0.00 | 0 |
| D0445 | Coffeyville | Montgomery | 130,766,788 | 4.992 | 652,788 | 0.20 | 130,558 |
| D0446 | Independence | Montgomery | 116,795,325 | 4.068 | 475,123 | 0.39 | 185,298 |
| D0447 | Cherryvale | Montgomery | 24,038,127 | 4.488 | 107,883 | 0.70 | 75,518 |
| D0448 | Inman | McPherson | 38,904,071 | 8.000 | 311,233 | 0.08 | 24,899 |
| D0449 | Easton | Leavenworth | 36,790,449 | 4.981 | 183,253 | 0.39 | 71,469 |
| D0450 | Shawnee Heights | Shawnee | 191,836,083 | 8.000 | 1,534,689 | 0.41 | 629,222 |
| D0452 | Stanton County | Stanton | 44,822,440 | 4.000 | 179,290 | 0.00 | 0 |
| D0453 | Leavenworth | Leavenworth | 185,955,575 | 7.997 | 1,487,087 | 0.47 | 698,931 |
| D0454 | Burlingame Public School | Osage | 12,186,353 | .000 | 0 | 0.58 | 0 |
| D0456 | Marais Des Cygnes Valley | Osage | 17,871,785 | .000 | 0 | 0.24 | 0 |
| D0457 | Garden City | Finney | 328,982,371 | 7.999 | 2,631,530 | 0.54 | 1,421,026 |
| D0458 | Basehor-Linwood | Leavenworth | 141,536,167 | 7.993 | 1,131,299 | 0.42 | 475,146 |
| D0459 | Bucklin | Ford | 27,960,116 | 5.997 | 167,677 | 0.00 | 0 |
| D0460 | Hesston | Harvey | 45,456,506 | 6.944 | 315,650 | 0.41 | 129,417 |
| D0461 | Neodesha | Wilson | 33,515,137 | 7.500 | 251,364 | 0.48 | 120,655 |
| D0462 | Central | Cowley | 15,213,926 | 7.982 | 121,438 | 0.48 | 58,290 |
| D0463 | Udall | Cowley | 23,202,388 | 5.974 | 138,611 | 0.31 | 42,969 |
| D0464 | Tonganoxie | Leavenworth | 102,940,987 | 7.693 | 791,925 | 0.46 | 364,286 |
| D0465 | Winfield | Cowley | 111,613,478 | 8.000 | 892,908 | 0.46 | 410,738 |
| D0466 | Scott County | Scott | 85,380,253 | 8.000 | 683,042 | 0.03 | 20,491 |
| D0467 | Leoti | Wichita | 45,286,280 | 7.993 | 361,973 | 0.00 | 0 |
| D0468 | Healy Public Schools | Lane | 10,736,719 | 7.999 | 85,883 | 0.00 | 0 |
| D0469 | Lansing | Leavenworth | 122,777,401 | 7.995 | 981,605 | 0.52 | 510,435 |
| D0470 | Arkansas City | Cowley | 93,091,637 | 6.988 | 650,524 | 0.65 | 422,841 |
| D0471 | Dexter | Cowley | 7,217,972 | 7.984 | 57,628 | 0.46 | 26,509 |
| D0473 | Chapman | Dickinson | 77,706,549 | 3.989 | 309,971 | 0.26 | 80,592 |
| D0474 | Haviland | Kiowa | 18,141,336 | 6.450 | 117,012 | 0.00 | 0 |
| D0475 | Geary County Schools | Geary | 217,738,459 | 2.951 | 642,546 | 0.69 | 443,357 |
| D0476 | Copeland | Gray | 19,388,367 | 2.000 | 38,777 | 0.00 | 0 |
| D0477 | Ingalls | Gray | 21,760,151 | 7.997 | 174,016 | 0.06 | 10,441 |
| D0479 | Crest | Anderson | 17,549,492 | .000 | 0 | 0.08 | 0 |
| D0480 | Liberal | Seward | 193,802,157 | .000 | 0 | 0.64 | 0 |
| D0481 | Rural Vista | Dickinson | 32,838,674 | 1.997 | 65,579 | 0.00 | 0 |
| D0482 | Dighton | Lane | 34,116,386 | 2.798 | 95,458 | 0.00 | 0 |
| D0483 | Kismet-Plains | Seward | 66,569,165 | 8.000 | 532,553 | 0.00 | 0 |
| D0484 | Fredonia | Wilson | 40,874,990 | 7.000 | 286,125 | 0.34 | 97,283 |
| D0487 | Herington | Dickinson | 21,339,527 | 7.980 | 170,289 | 0.54 | 91,956 |
| D0489 | Hays | Ellis | 300,191,476 | 8.000 | 2,401,532 | 0.00 | 0 |
| D0490 | El Dorado | Butler | 165,738,373 | 4.000 | 662,953 | 0.11 | 72,925 |
| D0491 | Eudora | Douglas | 61,019,576 | 7.999 | 488,096 | 0.62 | 302,620 |
| D0492 | Flinthills | Butler | 19,471,568 | 4.990 | 97,163 | 0.23 | 22,347 |
| D0493 | Columbus | Cherokee | 64,274,472 | 4.001 | 257,162 | 0.31 | 79,720 |
| D0494 | Syracuse | Hamilton | 38,848,279 | 7.984 | 310,165 | 0.14 | 43,423 |
| D0495 | Ft Larned | Pawnee | 56,072,297 | .100 | 5,607 | 0.32 | 1,794 |
| D0496 | Pawnee Heights | Pawnee | 16,722,273 | 1.650 | 27,592 | 0.00 | 0 |
| D0497 | Lawrence | Douglas | 1,071,572,509 | 7.910 | 8,476,139 | 0.08 | 678,091 |
| D0498 | Valley Heights | Marshall | 22,264,218 | 7.992 | 177,936 | 0.44 | 78,292 |
| D0499 | Galena | Cherokee | 34,149,514 | 4.003 | 136,701 | 0.76 | 103,893 |
| D0500 | Kansas City | Wyandotte | 700,853,478 | 8.000 | 5,606,828 | 0.65 | 3,644,438 |
| D0501 | Topeka Public Schools | Shawnee | 612,119,912 | 7.718 | 4,724,341 | 0.53 | 2,503,901 |
| D0502 | Lewis | Edwards | 19,850,075 | 2.800 | 55,580 | 0.00 | 0 |
| D0503 | Parsons | Labette | 53,407,514 | 4.004 | 213,844 | 0.55 | 117,614 |
| D0504 | Oswego | Labette | 12,042,592 | 7.996 | 96,293 | 0.71 | 68,368 |
| D0505 | Chetopa-St. Paul | Labette | 16,082,113 | 8.000 | 128,657 | 0.62 | 79,767 |
| D0506 | Labette County | Labette | 54,071,844 | 8.000 | 432,575 | 0.62 | 268,197 |
| D0507 | Satanta | Haskell | 41,746,787 | 4.135 | 172,623 | 0.00 | 0 |
| D0508 | Baxter Springs | Cherokee | 25,243,323 | 6.003 | 151,536 | 0.74 | 112,137 |
| D0509 | South Haven | Sumner | 9,219,348 | 7.970 | 73,478 | 0.52 | 38,209 |
| D0511 | Attica | Harper | 10,609,759 | 6.000 | 63,659 | 0.15 | 9,549 |
| D0512 | Shawnee Mission Pub Sch | Johnson | 3,284,116,483 | 8.000 | 26,272,932 | 0.00 | 0 |
| Total | | | 32,697,871,644 | | 237,505,331 | | 58,039,060 |

Appendix U:

Demonstrative Chart Showing 33% LOB Grandfathered

Advantage

This demonstrative exhibit summarizes the supporting data found at 2017ADEQ00120-124, which comes from S.B. 19 SF 17-226 (attached as Appx. E-2).

33% LOB Grandfathered Advantage

| | 5/16/2017 | | Col 1 | Col 2 | | Col 3 | Col 4 | Col 5 | | |
|--------------|---------------|--------------------------|-------------------|---------------|--------|-------------|-------------|-----------------|----------------------------------|-------------------------|
| | | | SF17-145 Col 3 | LFB BASE | | 2017-18 | 2016-17 | | | |
| | | | Proposed | Gen Fund | LOB | Proposed | Adopted | | | |
| | | | 2017-18 | (incl Sped) | Auth | Max LOB | LOB | Difference | | |
| USD # | County | District Name | Total Adj Enroll. | \$4,490 | Pct | Budget | Budget | (Col 3 - Col 4) | LOB Advantage (Amounts over 30%) | LOB Advantage Per Pupil |
| Total | TOTALS | | 151,733.8 | 1,066,045,215 | | 350,555,124 | 337,500,510 | 13,054,614 | 30,741,559 | 203 |
| 468 | Lane | Healy Public Schools | 70.0 | 890,099 | 33.00% | 293,733 | 306,623 | -12,890 | 26,703 | 381 |
| 275 | Logan | Triplains | 70.5 | 878,491 | 33.00% | 289,902 | 323,981 | -34,079 | 26,355 | 374 |
| 242 | Wallace | Weskan | 102.5 | 1,181,496 | 33.00% | 389,894 | 357,775 | 32,119 | 35,445 | 346 |
| 209 | Stevens | Moscow Public Schools | 173.0 | 1,963,346 | 33.00% | 647,904 | 674,130 | -26,226 | 58,900 | 340 |
| 496 | Pawnee | Pawnee Heights | 143.5 | 1,583,982 | 33.00% | 522,714 | 442,999 | 79,715 | 47,519 | 331 |
| 398 | Marion | Peabody-Burns | 250.0 | 2,729,718 | 33.00% | 900,807 | 906,437 | -5,630 | 81,892 | 328 |
| 509 | Sumner | South Haven | 202.5 | 2,205,176 | 33.00% | 727,708 | 684,739 | 42,969 | 66,155 | 327 |
| 225 | Meade | Fowler | 145.5 | 1,563,096 | 33.00% | 515,822 | 577,905 | -62,083 | 46,893 | 322 |
| 384 | Riley | Blue Valley | 216.5 | 2,261,162 | 33.00% | 746,183 | 671,635 | 74,548 | 67,835 | 313 |
| 360 | Sumner | Caldwell | 233.0 | 2,373,496 | 33.00% | 783,254 | 806,220 | -22,966 | 71,205 | 306 |
| 411 | Marion | Goessel | 276.0 | 2,637,864 | 33.00% | 870,495 | 863,699 | 6,796 | 79,136 | 287 |
| 237 | Smith | Smith Center | 395.0 | 3,774,384 | 33.00% | 1,245,547 | 1,211,171 | 34,376 | 113,232 | 287 |
| 419 | McPherson | Canton-Galva | 371.4 | 3,349,862 | 33.00% | 1,105,454 | 1,151,022 | -45,568 | 100,496 | 271 |
| 410 | Marion | Durham-Hillsboro-Lehigh | 572.0 | 5,061,107 | 33.00% | 1,670,165 | 1,621,498 | 48,667 | 151,833 | 265 |
| 448 | McPherson | Inman | 426.1 | 3,702,079 | 33.00% | 1,221,686 | 1,196,840 | 24,846 | 111,062 | 261 |
| 423 | McPherson | Moundridge | 392.9 | 3,388,560 | 33.00% | 1,118,225 | 1,153,795 | -35,570 | 101,657 | 259 |
| 226 | Meade | Meade | 393.9 | 3,342,626 | 33.00% | 1,103,067 | 1,138,479 | -35,412 | 100,279 | 255 |
| 240 | Ottawa | Twin Valley | 591.7 | 5,018,530 | 33.00% | 1,656,115 | 1,632,260 | 23,855 | 150,556 | 254 |
| 239 | Ottawa | North Ottawa County | 616.9 | 5,167,155 | 33.00% | 1,705,161 | 1,698,503 | 6,658 | 155,015 | 251 |
| 396 | Butler | Douglass Public Schools | 677.3 | 5,658,557 | 33.00% | 1,867,324 | 1,827,614 | 39,710 | 169,757 | 251 |
| 461 | Wilson | Neodesha | 719.0 | 5,929,903 | 33.00% | 1,956,868 | 1,891,821 | 65,047 | 177,897 | 247 |
| 407 | Russell | Russell County | 830.2 | 6,827,281 | 33.00% | 2,253,003 | 2,111,500 | 141,503 | 204,818 | 247 |
| 400 | McPherson | Smoky Valley | 921.5 | 7,263,018 | 33.00% | 2,396,796 | 2,331,628 | 65,168 | 217,891 | 236 |
| 501 | Shawnee | Topeka Public Schools | 13,426.0 | 105,795,797 | 33.00% | 34,912,613 | 33,616,616 | 1,295,997 | 3,173,874 | 236 |
| 460 | Harvey | Hesston | 801.6 | 5,914,527 | 33.00% | 1,951,794 | 1,954,110 | -2,316 | 177,436 | 221 |
| 233 | Johnson | Olathe | 28,783.6 | 200,626,738 | 33.00% | 66,206,824 | 64,120,804 | 2,086,020 | 6,018,802 | 209 |
| 497 | Douglas | Lawrence | 10,732.5 | 74,798,383 | 33.00% | 24,683,466 | 23,297,182 | 1,386,284 | 2,243,951 | 209 |
| 229 | Johnson | Blue Valley | 22,259.3 | 155,128,170 | 33.00% | 51,192,296 | 48,519,957 | 2,672,339 | 4,653,845 | 209 |
| 383 | Riley | Manhattan-Ogden | 6,144.0 | 42,126,522 | 33.00% | 13,901,752 | 13,364,245 | 537,507 | 1,263,796 | 206 |
| 512 | Johnson | Shawnee Mission Pub Sch | 27,443.1 | 186,950,821 | 33.00% | 61,693,771 | 59,788,008 | 1,905,763 | 5,608,525 | 204 |
| 231 | Johnson | Gardner Edgerton | 5,816.4 | 38,888,894 | 33.00% | 12,833,335 | 11,590,874 | 1,242,461 | 1,166,667 | 201 |
| 368 | Miami | Paola | 2,010.5 | 13,441,872 | 33.00% | 4,435,818 | 4,307,408 | 128,410 | 403,256 | 201 |
| 418 | McPherson | McPherson | 2,364.4 | 15,770,921 | 33.00% | 5,204,404 | 5,028,614 | 175,790 | 473,128 | 200 |
| 394 | Butler | Rose Hill Public Schools | 1,568.5 | 10,124,169 | 33.00% | 3,340,976 | 3,398,568 | -57,592 | 303,725 | 194 |
| 267 | Sedgwick | Renwick | 1,891.0 | 11,854,671 | 33.00% | 3,912,041 | 3,900,441 | 11,600 | 355,640 | 188 |
| 232 | Johnson | De Soto | 7,084.2 | 43,625,255 | 33.00% | 14,396,334 | 13,812,173 | 584,161 | 1,308,758 | 185 |
| 416 | Miami | Louisburg | 1,716.4 | 10,515,205 | 33.00% | 3,470,018 | 3,528,496 | -58,478 | 315,456 | 184 |
| 207 | Leavenworth | Ft Leavenworth | 1,704.6 | 9,742,423 | 33.00% | 3,215,000 | 3,539,416 | -324,416 | 292,273 | 171 |
| 350 | Stafford | St John-Hudson | 336.9 | 3,129,995 | 31.00% | 970,298 | 981,774 | -11,476 | 31,300 | 93 |
| 293 | Gove | Quinter Public Schools | 298.5 | 2,681,893 | 31.00% | 831,387 | 860,964 | -29,577 | 26,819 | 90 |
| 438 | Pratt | Skyline Schools | 411.0 | 3,642,624 | 31.00% | 1,129,213 | 1,080,330 | 48,883 | 36,426 | 89 |
| 312 | Reno | Haven Public Schools | 817.0 | 7,087,997 | 31.00% | 2,197,279 | 2,248,779 | -51,500 | 70,880 | 87 |
| 203 | Wyandotte | Piper-Kansas City | 2,169.9 | 13,955,177 | 31.00% | 4,326,105 | 3,726,052 | 600,053 | 139,552 | 64 |
| 385 | Butler | Andover | 5,163.5 | 31,492,173 | 31.00% | 9,762,574 | 9,253,425 | 509,149 | 314,922 | 61 |

33% LOB Grandfathered Advantage

| | 5/16/2017 | | Col 1 | Col 2 | | Col 3 | Col 4 | Col 5 | | |
|--------------|------------|--------------------------|-------------------|----------------------|--------|----------------------|----------------------|-------------------|----------------------------------|-------------------------|
| | | | SF17-145 Col 3 | LFB BASE | | 2017-18 | 2016-17 | | | |
| | | | Proposed | Gen Fund | LOB | Proposed | Adopted | | | |
| | | | 2017-18 | (incl Sped) | Auth | Max LOB | LOB | Difference | | |
| USD # | County | District Name | Total Adj Enroll. | \$4,490 | Pct | Budget | Budget | (Col 3 - Col 4) | LOB Advantage (Amounts over 30%) | LOB Advantage Per Pupil |
| Total | | STATE TOTALS | 472,772.5 | 3,565,322,331 | | 1,099,865,497 | 1,067,746,822 | 32,118,675 | 30,741,559 | |
| 256 | Allen | Marmaton Valley | 283.0 | 2,892,881 | 29.79% | 861,789 | 863,127 | -1,338 | 0 | 0 |
| 257 | Allen | Iola | 1,264.0 | 10,443,671 | 30.00% | 3,133,101 | 3,150,882 | -17,781 | 0 | 0 |
| 258 | Allen | Humboldt | 607.0 | 5,164,158 | 30.00% | 1,549,247 | 1,515,110 | 34,137 | 0 | 0 |
| 365 | Anderson | Garnett | 1,012.5 | 7,892,371 | 30.00% | 2,367,711 | 2,484,409 | -116,698 | 0 | 0 |
| 479 | Anderson | Crest | 219.0 | 2,364,608 | 30.00% | 709,382 | 405,000 | 304,382 | 0 | 0 |
| 377 | Atchison | Atchison Co Comm Schools | 569.5 | 5,326,977 | 30.00% | 1,598,093 | 1,687,938 | -89,845 | 0 | 0 |
| 409 | Atchison | Atchison Public Schools | 1,703.0 | 12,740,704 | 30.00% | 3,822,211 | 3,578,462 | 243,749 | 0 | 0 |
| 254 | Barber | Barber County North | 471.5 | 4,291,389 | 30.00% | 1,287,417 | 1,207,674 | 79,743 | 0 | 0 |
| 255 | Barber | South Barber | 248.5 | 2,457,400 | 30.00% | 737,220 | 687,767 | 49,453 | 0 | 0 |
| 355 | Barton | Ellinwood Public Schools | 448.8 | 3,908,017 | 30.00% | 1,172,405 | 1,091,193 | 81,212 | 0 | 0 |
| 428 | Barton | Great Bend | 3,022.5 | 21,942,172 | 30.00% | 6,582,652 | 6,499,570 | 83,082 | 0 | 0 |
| 431 | Barton | Hoisington | 737.7 | 6,294,712 | 30.00% | 1,888,414 | 1,743,769 | 144,645 | 0 | 0 |
| 234 | Bourbon | Fort Scott | 1,870.1 | 13,084,240 | 30.00% | 3,925,272 | 3,607,179 | 318,093 | 0 | 0 |
| 235 | Bourbon | Uniontown | 441.0 | 4,187,392 | 30.00% | 1,256,218 | 1,246,690 | 9,528 | 0 | 0 |
| 415 | Brown | Hiawatha | 914.6 | 7,748,133 | 30.00% | 2,324,440 | 2,143,811 | 180,629 | 0 | 0 |
| 430 | Brown | South Brown County | 570.0 | 5,629,305 | 30.00% | 1,688,792 | 1,680,979 | 7,813 | 0 | 0 |
| 205 | Butler | Bluestem | 497.8 | 4,653,311 | 30.00% | 1,395,993 | 1,444,620 | -48,627 | 0 | 0 |
| 206 | Butler | Remington-Whitewater | 510.2 | 4,596,159 | 30.00% | 1,378,848 | 1,338,988 | 39,860 | 0 | 0 |
| 375 | Butler | Circle | 1,908.3 | 12,039,105 | 30.00% | 3,611,732 | 3,556,907 | 54,825 | 0 | 0 |
| 385 | Butler | Andover | 5,163.5 | 31,492,173 | 31.00% | 9,762,574 | 9,253,425 | 509,149 | 314,922 | 61 |
| 394 | Butler | Rose Hill Public Schools | 1,568.5 | 10,124,169 | 33.00% | 3,340,976 | 3,398,568 | -57,592 | 303,725 | 194 |
| 396 | Butler | Douglass Public Schools | 677.3 | 5,658,557 | 33.00% | 1,867,324 | 1,827,614 | 39,710 | 169,757 | 251 |
| 402 | Butler | Augusta | 2,173.3 | 14,044,749 | 30.00% | 4,213,425 | 4,265,279 | -51,854 | 0 | 0 |
| 490 | Butler | El Dorado | 1,904.3 | 13,684,469 | 30.00% | 4,105,341 | 4,168,515 | -63,174 | 0 | 0 |
| 492 | Butler | Flinthills | 269.7 | 2,672,066 | 30.00% | 801,620 | 759,020 | 42,600 | 0 | 0 |
| 284 | Chase | Chase County | 353.0 | 3,281,186 | 30.00% | 984,356 | 1,015,472 | -31,116 | 0 | 0 |
| 285 | Chautauqua | Cedar Vale | 182.5 | 2,005,235 | 30.00% | 601,571 | 395,000 | 206,571 | 0 | 0 |
| 286 | Chautauqua | Chautauqua Co Community | 371.9 | 3,675,425 | 30.00% | 1,102,628 | 1,072,320 | 30,308 | 0 | 0 |
| 404 | Cherokee | Riverton | 736.0 | 6,156,450 | 30.00% | 1,846,935 | 1,863,621 | -16,686 | 0 | 0 |
| 493 | Cherokee | Columbus | 967.0 | 8,211,419 | 30.00% | 2,463,426 | 2,496,158 | -32,732 | 0 | 0 |
| 499 | Cherokee | Galena | 813.5 | 6,861,856 | 30.00% | 2,058,557 | 2,092,419 | -33,862 | 0 | 0 |
| 508 | Cherokee | Baxter Springs | 1,008.0 | 8,282,732 | 30.00% | 2,484,820 | 2,450,671 | 34,149 | 0 | 0 |
| 103 | Cheyenne | Cheylin | 138.0 | 1,711,018 | 30.00% | 513,305 | 520,040 | -6,735 | 0 | 0 |
| 297 | Cheyenne | St Francis Comm Sch | 281.5 | 2,508,106 | 30.00% | 752,432 | 749,559 | 2,873 | 0 | 0 |
| 219 | Clark | Minneola | 243.5 | 2,438,494 | 30.00% | 731,548 | 722,119 | 9,429 | 0 | 0 |
| 220 | Clark | Ashland | 197.9 | 2,025,662 | 30.00% | 607,699 | 606,082 | 1,617 | 0 | 0 |
| 379 | Clay | Clay Center | 1,349.6 | 9,704,809 | 30.00% | 2,911,443 | 2,880,460 | 30,983 | 0 | 0 |
| 333 | Cloud | Concordia | 1,071.6 | 8,250,581 | 30.00% | 2,475,174 | 2,393,007 | 82,167 | 0 | 0 |
| 334 | Cloud | Southern Cloud | 185.0 | 2,137,985 | 30.00% | 641,396 | 713,212 | -71,817 | 0 | 0 |
| 243 | Coffey | Lebo-Waverly | 430.7 | 3,807,459 | 30.00% | 1,142,238 | 1,280,739 | -138,501 | 0 | 0 |
| 244 | Coffey | Burlington | 850.5 | 7,185,393 | 30.00% | 2,155,618 | 2,081,264 | 74,354 | 0 | 0 |
| 245 | Coffey | LeRoy-Gridley | 212.0 | 2,248,313 | 30.00% | 674,494 | 695,103 | -20,609 | 0 | 0 |
| 300 | Comanche | Comanche County | 325.5 | 3,172,639 | 30.00% | 951,792 | 936,283 | 15,509 | 0 | 0 |
| 462 | Cowley | Central | 312.7 | 3,036,836 | 30.00% | 911,051 | 907,277 | 3,774 | 0 | 0 |
| 463 | Cowley | Udall | 339.7 | 3,030,122 | 30.00% | 909,037 | 928,029 | -18,992 | 0 | 0 |
| 465 | Cowley | Winfield | 2,210.7 | 16,105,532 | 30.00% | 4,831,660 | 4,821,269 | 10,391 | 0 | 0 |
| 470 | Cowley | Arkansas City | 2,836.9 | 22,073,289 | 30.00% | 6,621,987 | 6,335,000 | 286,987 | 0 | 0 |
| 471 | Cowley | Dexter | 144.0 | 1,573,016 | 30.00% | 471,905 | 495,073 | -23,168 | 0 | 0 |
| 246 | Crawford | Northeast | 470.5 | 4,524,015 | 30.00% | 1,357,205 | 1,383,416 | -26,212 | 0 | 0 |
| 247 | Crawford | Cherokee | 523.1 | 4,951,325 | 30.00% | 1,485,398 | 1,684,619 | -199,222 | 0 | 0 |
| 248 | Crawford | Girard | 1,017.8 | 8,051,622 | 30.00% | 2,415,487 | 2,335,075 | 80,412 | 0 | 0 |
| 249 | Crawford | Frontenac Public Schools | 929.0 | 6,985,384 | 30.00% | 2,095,615 | 2,034,196 | 61,419 | 0 | 0 |
| 250 | Crawford | Pittsburg | 3,039.1 | 22,322,942 | 30.00% | 6,696,883 | 6,364,720 | 332,163 | 0 | 0 |
| 294 | Decatur | Oberlin | 336.0 | 2,992,601 | 30.00% | 897,780 | 904,293 | -6,513 | 0 | 0 |
| 393 | Dickinson | Solomon | 313.5 | 2,869,368 | 30.00% | 860,810 | 875,358 | -14,548 | 0 | 0 |
| 435 | Dickinson | Abilene | 1,573.3 | 10,621,670 | 30.00% | 3,186,501 | 3,137,115 | 49,386 | 0 | 0 |
| 473 | Dickinson | Chapman | 1,086.8 | 8,332,765 | 30.00% | 2,499,830 | 2,475,710 | 24,120 | 0 | 0 |
| 481 | Dickinson | Rural Vista | 309.0 | 2,894,321 | 30.00% | 868,296 | 921,368 | -53,072 | 0 | 0 |
| 487 | Dickinson | Herington | 446.3 | 3,951,237 | 30.00% | 1,185,371 | 1,231,439 | -46,068 | 0 | 0 |
| 111 | Doniphan | Doniphan West Schools | 333.0 | 3,400,085 | 30.00% | 1,020,026 | 1,005,747 | 14,278 | 0 | 0 |
| 114 | Doniphan | Riverside | 617.3 | 5,547,207 | 30.00% | 1,664,162 | 1,747,132 | -82,970 | 0 | 0 |
| 429 | Doniphan | Troy Public Schools | 334.5 | 2,850,826 | 30.00% | 855,248 | 846,088 | 9,160 | 0 | 0 |
| 348 | Douglas | Baldwin City | 1,391.2 | 9,747,841 | 30.00% | 2,924,352 | 2,824,943 | 99,409 | 0 | 0 |
| 491 | Douglas | Eudora | 1,682.1 | 10,928,066 | 30.00% | 3,278,420 | 3,093,344 | 185,076 | 0 | 0 |
| 497 | Douglas | Lawrence | 10,732.5 | 74,798,383 | 33.00% | 24,683,466 | 23,297,182 | 1,386,284 | 2,243,951 | 209 |
| 347 | Edwards | Kinsley-Offertle | 338.0 | 3,394,385 | 30.00% | 1,018,316 | 1,032,998 | -14,683 | 0 | 0 |
| 502 | Edwards | Lewis | 116.0 | 1,414,919 | 30.00% | 424,476 | 378,223 | 46,253 | 0 | 0 |
| 282 | Elk | West Elk | 343.5 | 3,515,988 | 30.00% | 1,054,796 | 1,034,400 | 20,396 | 0 | 0 |
| 283 | Elk | Elk Valley | 114.5 | 1,613,237 | 27.77% | 447,996 | 530,290 | -82,294 | 0 | 0 |
| 388 | Ellis | Ellis | 434.6 | 3,556,912 | 30.00% | 1,067,074 | 1,010,904 | 56,170 | 0 | 0 |

33% LOB Grandfathered Advantage

| 5/16/2017 | | Col 1 | Col 2 | Col 3 | Col 4 | Col 5 | LOB Advantage (Amounts over 30%) | LOB Advantage Per Pupil | | |
|--------------|-------------|--------------------------|-------------------|---------------|----------|---------------|----------------------------------|-------------------------|------------|-----|
| | | SF17-145 Col 3 | LFB BASE | 2017-18 | 2016-17 | | | | | |
| | | Proposed | Gen Fund | LOB | Proposed | Adopted | | | | |
| | | 2017-18 | (incl Sped) | Auth | Max LOB | LOB | | | Difference | |
| USD # | County | District Name | Total Adj Enroll. | \$4,490 | Pct | Budget | Budget | (Col 3 - Col 4) | | |
| STATE TOTALS | | | 472,772.5 | 3,565,322,331 | | 1,099,865,497 | 1,067,746,822 | 32,118,675 | 30,741,559 | |
| 432 | Ellis | Victoria | 297.0 | 2,468,522 | 30.00% | 740,557 | 739,614 | 943 | 0 | 0 |
| 489 | Ellis | Hays | 2,988.7 | 20,757,621 | 30.00% | 6,227,286 | 5,850,530 | 376,756 | 0 | 0 |
| 112 | Ellsworth | Central Plains | 489.0 | 4,628,196 | 30.00% | 1,388,459 | 1,304,810 | 83,649 | 0 | 0 |
| 327 | Ellsworth | Ellsworth | 639.7 | 5,197,552 | 29.99% | 1,558,746 | 1,481,709 | 77,037 | 0 | 0 |
| 363 | Finney | Holcomb | 993.5 | 7,586,858 | 30.00% | 2,276,057 | 2,150,000 | 126,057 | 0 | 0 |
| 457 | Finney | Garden City | 7,478.0 | 58,250,560 | 30.00% | 17,475,168 | 16,676,760 | 798,408 | 0 | 0 |
| 381 | Ford | Spearville | 355.0 | 2,974,656 | 30.00% | 892,397 | 884,315 | 8,082 | 0 | 0 |
| 443 | Ford | Dodge City | 6,837.8 | 56,436,059 | 30.00% | 16,930,818 | 16,008,101 | 922,717 | 0 | 0 |
| 459 | Ford | Bucklin | 230.0 | 2,323,493 | 30.00% | 697,048 | 657,500 | 39,548 | 0 | 0 |
| 287 | Franklin | West Franklin | 590.5 | 5,747,241 | 30.00% | 1,724,172 | 1,694,000 | 30,172 | 0 | 0 |
| 288 | Franklin | Central Heights | 555.0 | 5,250,271 | 30.00% | 1,575,081 | 1,592,996 | -17,915 | 0 | 0 |
| 289 | Franklin | Wellsville | 773.0 | 6,109,207 | 30.00% | 1,832,762 | 1,833,608 | -846 | 0 | 0 |
| 290 | Franklin | Ottawa | 2,418.9 | 16,862,562 | 30.00% | 5,058,769 | 5,069,420 | -10,651 | 0 | 0 |
| 475 | Geary | Geary County Schools | 7,655.0 | 53,567,453 | 30.00% | 16,070,236 | 17,546,515 | -1,476,279 | 0 | 0 |
| 291 | Gove | Grinnell Public Schools | 89.0 | 1,025,615 | 21.26% | 218,046 | 220,020 | -1,974 | 0 | 0 |
| 292 | Gove | Wheatland | 110.0 | 1,359,926 | 30.00% | 407,978 | 405,823 | 2,155 | 0 | 0 |
| 293 | Gove | Quinter Public Schools | 298.5 | 2,681,893 | 31.00% | 831,387 | 860,964 | -29,577 | 26,819 | 90 |
| 281 | Graham | Graham County | 369.3 | 3,369,932 | 30.00% | 1,010,980 | 1,005,053 | 5,927 | 0 | 0 |
| 214 | Grant | Ulysses | 1,705.0 | 12,336,868 | 30.00% | 3,701,060 | 3,649,066 | 51,994 | 0 | 0 |
| 102 | Gray | Cimmaron-Ensign | 646.5 | 5,388,930 | 30.00% | 1,616,679 | 1,671,502 | -54,823 | 0 | 0 |
| 371 | Gray | Montezuma | 215.0 | 2,136,925 | 30.00% | 641,078 | 691,455 | -50,378 | 0 | 0 |
| 476 | Gray | Copeland | 94.5 | 1,155,953 | 30.00% | 346,786 | 418,312 | -71,526 | 0 | 0 |
| 477 | Gray | Ingalls | 239.5 | 2,225,765 | 30.00% | 667,730 | 674,060 | -6,331 | 0 | 0 |
| 200 | Greeley | Greeley County Schools | 252.5 | 2,408,606 | 30.00% | 722,582 | 737,264 | -14,682 | 0 | 0 |
| 386 | Greenwood | Madison-Virgil | 229.0 | 2,380,964 | 30.00% | 714,289 | 732,690 | -18,401 | 0 | 0 |
| 389 | Greenwood | Eureka | 642.0 | 5,799,377 | 30.00% | 1,739,813 | 1,724,538 | 15,275 | 0 | 0 |
| 390 | Greenwood | Hamilton | 77.0 | 953,659 | 28.06% | 267,597 | 315,985 | -48,388 | 0 | 0 |
| 494 | Hamilton | Syracuse | 528.5 | 4,733,964 | 30.00% | 1,420,189 | 1,423,018 | -2,829 | 0 | 0 |
| 361 | Harper | Anthony-Harper | 822.0 | 7,727,253 | 29.37% | 2,269,494 | 2,316,214 | -46,720 | 0 | 0 |
| 511 | Harper | Attica | 168.0 | 1,764,613 | 30.00% | 529,384 | 481,387 | 47,997 | 0 | 0 |
| 369 | Harvey | Burrton | 245.5 | 2,394,148 | 30.00% | 718,244 | 696,502 | 21,742 | 0 | 0 |
| 373 | Harvey | Newton | 3,433.3 | 23,211,078 | 30.00% | 6,963,323 | 6,911,599 | 51,724 | 0 | 0 |
| 439 | Harvey | Sedgwick Public Schools | 477.5 | 4,016,662 | 30.00% | 1,204,999 | 1,196,000 | 8,999 | 0 | 0 |
| 440 | Harvey | Halstead | 756.0 | 6,267,083 | 30.00% | 1,880,125 | 1,883,765 | -3,640 | 0 | 0 |
| 460 | Harvey | Hesston | 801.6 | 5,914,527 | 33.00% | 1,951,794 | 1,954,110 | -2,316 | 177,436 | 221 |
| 374 | Haskell | Sublette | 461.7 | 4,233,955 | 30.00% | 1,270,187 | 1,277,892 | -7,706 | 0 | 0 |
| 507 | Haskell | Satanta | 311.0 | 3,117,668 | 30.00% | 935,500 | 912,132 | 23,368 | 0 | 0 |
| 227 | Hodgeman | Hodgeman County Schools | 297.5 | 2,738,966 | 30.00% | 821,690 | 820,208 | 1,482 | 0 | 0 |
| 335 | Jackson | North Jackson | 369.5 | 3,342,945 | 30.00% | 1,002,884 | 1,035,405 | -32,521 | 0 | 0 |
| 336 | Jackson | Holton | 1,064.5 | 8,198,995 | 30.00% | 2,459,699 | 2,554,123 | -94,425 | 0 | 0 |
| 337 | Jackson | Royal Valley | 834.6 | 7,197,110 | 30.00% | 2,159,133 | 2,287,502 | -128,369 | 0 | 0 |
| 338 | Jefferson | Valley Falls | 374.5 | 3,387,100 | 30.00% | 1,016,130 | 1,056,443 | -40,313 | 0 | 0 |
| 339 | Jefferson | Jefferson County North | 454.5 | 4,084,129 | 30.00% | 1,225,239 | 1,171,469 | 53,770 | 0 | 0 |
| 340 | Jefferson | Jefferson West | 859.5 | 6,884,815 | 30.00% | 2,065,445 | 2,035,421 | 30,024 | 0 | 0 |
| 341 | Jefferson | Oskaloosa Public Schools | 593.5 | 5,641,335 | 30.00% | 1,692,401 | 1,591,626 | 100,775 | 0 | 0 |
| 342 | Jefferson | McLouth | 471.0 | 4,364,701 | 30.00% | 1,309,410 | 1,340,050 | -30,640 | 0 | 0 |
| 343 | Jefferson | Perry Public Schools | 759.5 | 6,577,331 | 30.00% | 1,973,199 | 2,024,282 | -51,083 | 0 | 0 |
| 107 | Jewell | Rock Hills | 303.5 | 2,982,743 | 23.80% | 709,893 | 700,125 | 9,768 | 0 | 0 |
| 229 | Johnson | Blue Valley | 22,259.3 | 155,128,170 | 33.00% | 51,192,296 | 48,519,957 | 2,672,339 | 4,653,845 | 209 |
| 230 | Johnson | Spring Hill | 2,742.0 | 21,283,999 | 30.00% | 6,385,200 | 5,261,457 | 1,123,743 | 0 | 0 |
| 231 | Johnson | Gardner Edgerton | 5,816.4 | 38,888,894 | 33.00% | 12,833,335 | 11,590,874 | 1,242,461 | 1,166,667 | 201 |
| 232 | Johnson | De Soto | 7,084.2 | 43,625,255 | 33.00% | 14,396,334 | 13,812,173 | 584,161 | 1,308,758 | 185 |
| 233 | Johnson | Olathe | 28,783.6 | 200,626,738 | 33.00% | 66,206,824 | 64,120,804 | 2,086,020 | 6,018,802 | 209 |
| 512 | Johnson | Shawnee Mission Pub Sch | 27,443.1 | 186,950,821 | 33.00% | 61,693,771 | 59,788,008 | 1,905,763 | 5,608,525 | 204 |
| 215 | Kearny | Lakin | 623.5 | 5,230,485 | 30.00% | 1,569,146 | 1,622,083 | -52,937 | 0 | 0 |
| 216 | Kearny | Deerfield | 202.5 | 2,353,905 | 30.00% | 706,172 | 741,598 | -35,427 | 0 | 0 |
| 331 | Kingman | Kingman - Norwich | 910.5 | 7,738,565 | 30.00% | 2,321,570 | 2,349,718 | -28,149 | 0 | 0 |
| 332 | Kingman | Cunningham | 157.0 | 1,785,323 | 30.00% | 535,597 | 537,156 | -1,559 | 0 | 0 |
| 422 | Kiowa | Kiowa County | 242.5 | 2,397,768 | 30.00% | 719,330 | 711,197 | 8,133 | 0 | 0 |
| 474 | Kiowa | Haviland | 103.5 | 1,262,448 | 30.00% | 378,734 | 379,947 | -1,213 | 0 | 0 |
| 503 | Labette | Parsons | 1,272.5 | 10,109,538 | 30.00% | 3,032,861 | 2,939,784 | 93,077 | 0 | 0 |
| 504 | Labette | Oswego | 462.0 | 4,024,905 | 30.00% | 1,207,472 | 1,226,392 | -18,921 | 0 | 0 |
| 505 | Labette | Chetopa-St. Paul | 442.0 | 3,947,832 | 30.00% | 1,184,350 | 1,225,972 | -41,622 | 0 | 0 |
| 506 | Labette | Labette County | 1,548.1 | 11,784,636 | 30.00% | 3,535,391 | 3,375,549 | 159,842 | 0 | 0 |
| 468 | Lane | Healy Public Schools | 70.0 | 890,099 | 33.00% | 293,733 | 306,623 | -12,890 | 26,703 | 381 |
| 482 | Lane | Dighton | 223.8 | 2,192,103 | 30.00% | 657,631 | 650,000 | 7,631 | 0 | 0 |
| 207 | Leavenworth | Ft Leavenworth | 1,704.6 | 9,742,423 | 33.00% | 3,215,000 | 3,539,416 | -324,416 | 292,273 | 171 |
| 449 | Leavenworth | Easton | 612.5 | 5,370,059 | 30.00% | 1,611,018 | 1,687,280 | -76,262 | 0 | 0 |
| 453 | Leavenworth | Leavenworth | 3,699.2 | 26,705,444 | 30.00% | 8,011,633 | 7,894,175 | 117,458 | 0 | 0 |
| 458 | Leavenworth | Basehor-Linwood | 2,327.6 | 14,450,125 | 30.00% | 4,335,038 | 3,882,569 | 452,469 | 0 | 0 |

33% LOB Grandfathered Advantage

| | 5/16/2017 | | Col 1 | Col 2 | | Col 3 | Col 4 | Col 5 | | |
|-------|--------------|---------------------------|-------------------|---------------|--------|---------------|---------------|-----------------|----------------------------------|-------------------------|
| | | | SF17-145 Col 3 | LFB BASE | | 2017-18 | 2016-17 | | | |
| | | | Proposed | Gen Fund | LOB | Proposed | Adopted | | | |
| | | | 2017-18 | (incl Sped) | Auth | Max LOB | LOB | Difference | | |
| USD # | County | District Name | Total Adj Enroll. | \$4,490 | Pct | Budget | Budget | (Col 3 - Col 4) | LOB Advantage (Amounts over 30%) | LOB Advantage Per Pupil |
| Total | STATE TOTALS | | 472,772.5 | 3,565,322,331 | | 1,099,865,497 | 1,067,746,822 | 32,118,675 | 30,741,559 | |
| 464 | Leavenworth | Tonganoxie | 1,954.6 | 12,641,950 | 30.00% | 3,792,585 | 3,684,608 | 107,977 | 0 | 0 |
| 469 | Leavenworth | Lansing | 2,631.8 | 17,301,129 | 30.00% | 5,190,339 | 4,884,132 | 306,207 | 0 | 0 |
| 298 | Lincoln | Lincoln | 360.0 | 3,361,778 | 30.00% | 1,008,533 | 996,229 | 12,304 | 0 | 0 |
| 299 | Lincoln | Sylvan Grove | 242.3 | 2,482,572 | 30.00% | 744,772 | 500,000 | 244,772 | 0 | 0 |
| 344 | Linn | Pleasanton | 347.0 | 3,133,977 | 30.00% | 940,193 | 987,719 | -47,526 | 0 | 0 |
| 346 | Linn | Jayhawk | 559.0 | 5,217,813 | 30.00% | 1,565,344 | 1,534,596 | 30,748 | 0 | 0 |
| 362 | Linn | Prairie View | 908.6 | 8,171,442 | 30.00% | 2,451,433 | 2,459,649 | -8,216 | 0 | 0 |
| 274 | Logan | Oakley | 406.1 | 3,663,297 | 30.00% | 1,098,989 | 1,021,941 | 77,048 | 0 | 0 |
| 275 | Logan | Triplains | 70.5 | 878,491 | 33.00% | 289,902 | 323,981 | -34,079 | 26,355 | 374 |
| 251 | Lyon | North Lyon County | 423.0 | 3,956,514 | 30.00% | 1,186,954 | 1,211,303 | -24,349 | 0 | 0 |
| 252 | Lyon | Southern Lyon County | 512.0 | 4,490,095 | 30.00% | 1,347,029 | 1,350,252 | -3,224 | 0 | 0 |
| 253 | Lyon | Emporia | 4,503.7 | 32,591,733 | 30.00% | 9,777,520 | 9,558,122 | 219,398 | 0 | 0 |
| 397 | Marion | Centre | 215.5 | 2,521,956 | 30.00% | 756,587 | 764,141 | -7,554 | 0 | 0 |
| 398 | Marion | Peabody-Burns | 250.0 | 2,729,718 | 33.00% | 900,807 | 906,437 | -5,630 | 81,892 | 328 |
| 408 | Marion | Marion-Florence | 517.0 | 4,676,829 | 30.00% | 1,403,049 | 1,349,977 | 53,072 | 0 | 0 |
| 410 | Marion | Durham-Hillsboro-Lehigh | 572.0 | 5,061,107 | 33.00% | 1,670,165 | 1,621,498 | 48,667 | 151,833 | 265 |
| 411 | Marion | Goessel | 276.0 | 2,637,864 | 33.00% | 870,495 | 863,699 | 6,796 | 79,136 | 287 |
| 364 | Marshall | Marysville | 713.5 | 6,069,706 | 30.00% | 1,820,912 | 1,803,805 | 17,107 | 0 | 0 |
| 380 | Marshall | Vermillion | 565.5 | 4,578,619 | 30.00% | 1,373,586 | 1,314,991 | 58,595 | 0 | 0 |
| 498 | Marshall | Valley Heights | 395.0 | 3,737,464 | 30.00% | 1,121,239 | 1,173,503 | -52,264 | 0 | 0 |
| 400 | McPherson | Smoky Valley | 921.5 | 7,263,018 | 33.00% | 2,396,796 | 2,331,628 | 65,168 | 217,891 | 236 |
| 418 | McPherson | McPherson | 2,364.4 | 15,770,921 | 33.00% | 5,204,404 | 5,028,614 | 175,790 | 473,128 | 200 |
| 419 | McPherson | Canton-Galva | 371.4 | 3,349,862 | 33.00% | 1,105,454 | 1,151,022 | -45,568 | 100,496 | 271 |
| 423 | McPherson | Moundridge | 392.9 | 3,388,560 | 33.00% | 1,118,225 | 1,153,795 | -35,570 | 101,657 | 259 |
| 448 | McPherson | Inman | 426.1 | 3,702,079 | 33.00% | 1,221,686 | 1,196,840 | 24,846 | 111,062 | 261 |
| 225 | Meade | Fowler | 145.5 | 1,563,096 | 33.00% | 515,822 | 577,905 | -62,083 | 46,893 | 322 |
| 226 | Meade | Meade | 393.9 | 3,342,626 | 33.00% | 1,103,067 | 1,138,479 | -35,412 | 100,279 | 255 |
| 367 | Miami | Osawatomie | 1,154.5 | 10,024,357 | 30.00% | 3,007,307 | 3,027,917 | -20,610 | 0 | 0 |
| 368 | Miami | Paola | 2,010.5 | 13,441,872 | 33.00% | 4,435,818 | 4,307,408 | 128,410 | 403,256 | 201 |
| 416 | Miami | Louisburg | 1,716.4 | 10,515,205 | 33.00% | 3,470,018 | 3,528,496 | -58,478 | 315,456 | 184 |
| 272 | Mitchell | Waconda | 313.8 | 2,967,353 | 30.00% | 890,206 | 868,923 | 21,283 | 0 | 0 |
| 273 | Mitchell | Beloit | 791.0 | 6,567,127 | 30.00% | 1,970,138 | 1,868,516 | 101,622 | 0 | 0 |
| 436 | Montgomery | Caney Valley | 766.0 | 6,184,330 | 30.00% | 1,855,299 | 1,845,466 | 9,833 | 0 | 0 |
| 445 | Montgomery | Coffeyville | 1,723.3 | 13,373,059 | 30.00% | 4,011,918 | 3,946,454 | 65,464 | 0 | 0 |
| 446 | Montgomery | Independence | 2,003.0 | 14,107,250 | 30.00% | 4,232,175 | 4,108,647 | 123,528 | 0 | 0 |
| 447 | Montgomery | Cherryvale | 814.9 | 6,822,424 | 30.00% | 2,046,727 | 2,013,841 | 32,886 | 0 | 0 |
| 417 | Morris | Morris County | 742.7 | 6,092,901 | 30.00% | 1,827,870 | 1,782,072 | 45,798 | 0 | 0 |
| 217 | Morton | Rolla | 165.5 | 1,719,187 | 30.00% | 515,756 | 588,359 | -72,603 | 0 | 0 |
| 218 | Morton | Elkhart | 481.9 | 4,127,816 | 30.00% | 1,238,345 | 1,288,319 | -49,974 | 0 | 0 |
| 113 | Nemaha | Prairie Hills | 1,142.7 | 8,551,499 | 30.00% | 2,565,450 | 2,488,805 | 76,645 | 0 | 0 |
| 115 | Nemaha | Nemaha Central | 584.8 | 4,885,837 | 30.00% | 1,465,751 | 1,170,000 | 295,751 | 0 | 0 |
| 101 | Neosho | Erie-Galesburg | 518.0 | 5,110,713 | 30.00% | 1,533,214 | 1,539,410 | -6,196 | 0 | 0 |
| 413 | Neosho | Chanute Public Schools | 1,808.7 | 13,813,245 | 30.00% | 4,143,974 | 4,090,402 | 53,572 | 0 | 0 |
| 106 | Ness | Western Plains | 109.5 | 1,404,052 | 30.00% | 421,216 | 484,121 | -62,905 | 0 | 0 |
| 303 | Ness | Ness City | 297.5 | 2,652,545 | 30.00% | 795,764 | 771,787 | 23,977 | 0 | 0 |
| 211 | Norton | Norton Community Schools | 701.2 | 5,867,893 | 30.00% | 1,760,368 | 1,759,037 | 1,331 | 0 | 0 |
| 212 | Norton | Northern Valley | 167.5 | 1,871,133 | 30.00% | 561,340 | 585,990 | -24,650 | 0 | 0 |
| 420 | Osage | Osage City | 666.5 | 5,558,168 | 30.00% | 1,667,450 | 1,623,808 | 43,642 | 0 | 0 |
| 421 | Osage | Lyndon | 429.5 | 3,760,939 | 30.00% | 1,128,282 | 1,111,848 | 16,434 | 0 | 0 |
| 434 | Osage | Santa Fe Trail | 999.7 | 8,634,297 | 30.00% | 2,590,289 | 2,562,170 | 28,119 | 0 | 0 |
| 454 | Osage | Burlingame Public School | 300.0 | 2,684,966 | 30.00% | 805,490 | 844,149 | -38,659 | 0 | 0 |
| 456 | Osage | Marais Des Cygnes Valley | 236.5 | 2,531,670 | 30.00% | 759,501 | 670,000 | 89,501 | 0 | 0 |
| 392 | Osborne | Osborne County | 284.1 | 2,717,667 | 30.00% | 815,300 | 845,608 | -30,308 | 0 | 0 |
| 239 | Ottawa | North Ottawa County | 616.9 | 5,167,155 | 33.00% | 1,705,161 | 1,698,503 | 6,658 | 155,015 | 251 |
| 240 | Ottawa | Twin Valley | 591.7 | 5,018,530 | 33.00% | 1,656,115 | 1,632,260 | 23,855 | 150,556 | 254 |
| 495 | Pawnee | Ft Larned | 914.6 | 7,709,842 | 30.00% | 2,312,953 | 2,307,743 | 5,210 | 0 | 0 |
| 496 | Pawnee | Pawnee Heights | 143.5 | 1,583,982 | 33.00% | 522,714 | 442,999 | 79,715 | 47,519 | 331 |
| 110 | Phillips | Thunder Ridge Schools | 221.0 | 2,543,460 | 30.00% | 763,038 | 767,887 | -4,849 | 0 | 0 |
| 325 | Phillips | Phillipsburg | 626.0 | 5,206,180 | 30.00% | 1,561,854 | 1,525,889 | 35,965 | 0 | 0 |
| 326 | Phillips | Logan | 151.0 | 1,709,450 | 30.00% | 512,835 | 565,637 | -52,802 | 0 | 0 |
| 320 | Pottawatomie | Wamego | 1,524.6 | 10,116,570 | 30.00% | 3,034,971 | 3,002,851 | 32,120 | 0 | 0 |
| 321 | Pottawatomie | Kaw Valley | 1,158.0 | 8,835,212 | 30.00% | 2,650,564 | 2,634,833 | 15,731 | 0 | 0 |
| 322 | Pottawatomie | Onaga-Havensville-Wheaton | 301.0 | 2,738,531 | 30.00% | 821,559 | 840,540 | -18,981 | 0 | 0 |
| 323 | Pottawatomie | Rock Creek | 1,035.1 | 7,803,698 | 30.00% | 2,341,109 | 2,213,144 | 127,965 | 0 | 0 |
| 382 | Pratt | Pratt | 1,130.0 | 8,992,070 | 30.00% | 2,697,621 | 2,610,764 | 86,857 | 0 | 0 |
| 438 | Pratt | Skyline Schools | 411.0 | 3,642,624 | 31.00% | 1,129,213 | 1,080,330 | 48,883 | 36,426 | 89 |
| 105 | Rawlins | Rawlins County | 347.4 | 3,151,078 | 30.00% | 945,323 | 923,233 | 22,090 | 0 | 0 |
| 308 | Reno | Hutchinson Public Schools | 4,826.2 | 34,365,857 | 30.00% | 10,309,757 | 10,287,770 | 21,987 | 0 | 0 |
| 309 | Reno | Nickerson | 1,108.5 | 9,075,658 | 30.00% | 2,722,697 | 2,769,732 | -47,035 | 0 | 0 |
| 310 | Reno | Fairfield | 296.0 | 3,171,955 | 30.00% | 951,587 | 930,708 | 20,879 | 0 | 0 |

33% LOB Grandfathered Advantage

| | 5/16/2017 | | Col 1 | Col 2 | | Col 3 | Col 4 | Col 5 | | |
|--------------|------------|-------------------------|-------------------|----------------------|--------|----------------------|----------------------|-------------------|----------------------------------|-------------------------|
| | | | SF17-145 Col 3 | LFB BASE | | 2017-18 | 2016-17 | | | |
| | | | Proposed | Gen Fund | LOB | Proposed | Adopted | | | |
| | | | 2017-18 | (incl Sped) | Auth | Max LOB | LOB | Difference | | |
| USD # | County | District Name | Total Adj Enroll. | \$4,490 | Pct | Budget | Budget | (Col 3 - Col 4) | LOB Advantage (Amounts over 30%) | LOB Advantage Per Pupil |
| Total | | STATE TOTALS | 472,772.5 | 3,565,322,331 | | 1,099,865,497 | 1,067,746,822 | 32,118,675 | 30,741,559 | |
| 311 | Reno | Pretty Prairie | 258.0 | 2,404,678 | 30.00% | 721,403 | 765,242 | -43,839 | 0 | 0 |
| 312 | Reno | Haven Public Schools | 817.0 | 7,087,997 | 31.00% | 2,197,279 | 2,248,779 | -51,500 | 70,880 | 87 |
| 313 | Reno | Buhler | 2,276.3 | 15,565,633 | 30.00% | 4,669,690 | 4,617,490 | 52,200 | 0 | 0 |
| 109 | Republic | Republic County | 508.0 | 4,653,566 | 30.00% | 1,396,070 | 1,302,588 | 93,482 | 0 | 0 |
| 426 | Republic | Pike Valley | 222.5 | 2,336,104 | 30.00% | 700,831 | 686,149 | 14,682 | 0 | 0 |
| 376 | Rice | Sterling | 523.2 | 4,510,502 | 30.00% | 1,353,151 | 1,337,550 | 15,601 | 0 | 0 |
| 401 | Rice | Chase-Raymond | 167.0 | 1,922,146 | 30.00% | 576,644 | 579,066 | -2,422 | 0 | 0 |
| 405 | Rice | Lyons | 817.8 | 7,310,532 | 30.00% | 2,193,160 | 1,893,090 | 300,070 | 0 | 0 |
| 444 | Rice | Little River | 321.9 | 2,917,725 | 30.00% | 875,318 | 911,216 | -35,899 | 0 | 0 |
| 378 | Riley | Riley County | 686.9 | 5,660,680 | 30.00% | 1,698,204 | 1,679,444 | 18,760 | 0 | 0 |
| 383 | Riley | Manhattan-Ogden | 6,144.0 | 42,126,522 | 33.00% | 13,901,752 | 13,364,245 | 537,507 | 1,263,796 | 206 |
| 384 | Riley | Blue Valley | 216.5 | 2,261,162 | 33.00% | 746,183 | 671,635 | 74,548 | 67,835 | 313 |
| 269 | Rooks | Palco | 107.5 | 1,332,579 | 30.00% | 399,774 | 455,135 | -55,361 | 0 | 0 |
| 270 | Rooks | Plainville | 340.3 | 3,055,151 | 30.00% | 916,545 | 962,024 | -45,479 | 0 | 0 |
| 271 | Rooks | Stockton | 335.0 | 3,066,425 | 30.00% | 919,928 | 834,528 | 85,400 | 0 | 0 |
| 395 | Rush | LaCrosse | 290.0 | 2,730,803 | 30.00% | 819,241 | 830,000 | -10,759 | 0 | 0 |
| 403 | Rush | Otis-Bison | 220.6 | 2,375,735 | 30.00% | 712,721 | 706,643 | 6,078 | 0 | 0 |
| 399 | Russell | Paradise | 113.7 | 1,352,644 | 30.00% | 405,793 | 446,473 | -40,680 | 0 | 0 |
| 407 | Russell | Russell County | 830.2 | 6,827,281 | 33.00% | 2,253,003 | 2,111,500 | 141,503 | 204,818 | 247 |
| 305 | Saline | Salina | 7,152.0 | 50,991,160 | 30.00% | 15,297,348 | 15,002,490 | 294,858 | 0 | 0 |
| 306 | Saline | Southeast Of Saline | 692.0 | 5,619,897 | 30.00% | 1,685,969 | 1,717,612 | -31,643 | 0 | 0 |
| 307 | Saline | Ell-Saline | 462.5 | 3,942,552 | 30.00% | 1,182,766 | 1,233,338 | -50,572 | 0 | 0 |
| 466 | Scott | Scott County | 990.5 | 7,488,643 | 30.00% | 2,246,593 | 2,096,672 | 149,921 | 0 | 0 |
| 259 | Sedgwick | Wichita | 48,737.2 | 383,379,541 | 30.00% | 115,013,862 | 111,369,465 | 3,644,397 | 0 | 0 |
| 260 | Sedgwick | Derby | 6,709.8 | 44,728,520 | 30.00% | 13,418,556 | 12,767,588 | 650,968 | 0 | 0 |
| 261 | Sedgwick | Haysville | 5,488.6 | 39,206,812 | 30.00% | 11,762,044 | 11,075,570 | 686,474 | 0 | 0 |
| 262 | Sedgwick | Valley Center Pub Sch | 2,782.2 | 18,605,935 | 30.00% | 5,581,781 | 5,321,342 | 260,439 | 0 | 0 |
| 263 | Sedgwick | Mulvane | 1,752.8 | 11,527,441 | 30.00% | 3,458,232 | 3,411,536 | 46,696 | 0 | 0 |
| 264 | Sedgwick | Clearwater | 1,122.0 | 8,249,702 | 30.00% | 2,474,911 | 2,471,795 | 3,116 | 0 | 0 |
| 265 | Sedgwick | Goddard | 5,587.9 | 36,451,741 | 30.00% | 10,935,522 | 10,178,501 | 757,021 | 0 | 0 |
| 266 | Sedgwick | Maize | 6,762.7 | 43,510,529 | 30.00% | 13,053,159 | 12,502,460 | 550,699 | 0 | 0 |
| 267 | Sedgwick | Renwick | 1,891.0 | 11,854,671 | 33.00% | 3,912,041 | 3,900,441 | 11,600 | 355,640 | 188 |
| 268 | Sedgwick | Cheney | 781.1 | 6,173,465 | 30.00% | 1,852,040 | 1,761,337 | 90,703 | 0 | 0 |
| 480 | Seward | Liberal | 4,903.0 | 37,926,902 | 30.00% | 11,378,071 | 10,250,000 | 1,128,071 | 0 | 0 |
| 483 | Seward | Kismet-Plains | 699.0 | 7,481,219 | 30.00% | 2,244,366 | 1,379,609 | 864,757 | 0 | 0 |
| 345 | Shawnee | Seaman | 3,746.6 | 25,293,009 | 30.00% | 7,587,903 | 7,475,889 | 112,014 | 0 | 0 |
| 372 | Shawnee | Silver Lake | 694.0 | 5,344,150 | 30.00% | 1,603,245 | 1,592,469 | 10,776 | 0 | 0 |
| 437 | Shawnee | Auburn Washburn | 6,249.4 | 41,429,691 | 30.00% | 12,428,907 | 11,614,736 | 814,171 | 0 | 0 |
| 450 | Shawnee | Shawnee Heights | 3,512.5 | 23,600,692 | 30.00% | 7,080,208 | 6,967,765 | 112,443 | 0 | 0 |
| 501 | Shawnee | Topeka Public Schools | 13,426.0 | 105,795,797 | 33.00% | 34,912,613 | 33,616,616 | 1,295,997 | 3,173,874 | 236 |
| 412 | Sheridan | Hoxie Community Schools | 380.9 | 3,308,801 | 30.00% | 992,640 | 887,978 | 104,662 | 0 | 0 |
| 352 | Sherman | Goodland | 907.0 | 7,461,694 | 30.00% | 2,238,508 | 2,408,048 | -169,540 | 0 | 0 |
| 237 | Smith | Smith Center | 395.0 | 3,774,384 | 33.00% | 1,245,547 | 1,211,171 | 34,376 | 113,232 | 287 |
| 349 | Stafford | Stafford | 246.4 | 2,526,376 | 30.00% | 757,913 | 740,990 | 16,923 | 0 | 0 |
| 350 | Stafford | St John-Hudson | 336.9 | 3,129,995 | 31.00% | 970,298 | 981,774 | -11,476 | 31,300 | 93 |
| 351 | Stafford | Macksville | 231.0 | 2,548,478 | 30.00% | 764,543 | 803,447 | -38,904 | 0 | 0 |
| 452 | Stanton | Stanton County | 444.7 | 4,002,465 | 30.00% | 1,200,740 | 1,212,863 | -12,124 | 0 | 0 |
| 209 | Stevens | Moscow Public Schools | 173.0 | 1,963,346 | 33.00% | 647,904 | 674,130 | -26,226 | 58,900 | 340 |
| 210 | Stevens | Hugoton Public Schools | 1,074.9 | 8,615,428 | 30.00% | 2,584,628 | 2,554,725 | 29,903 | 0 | 0 |
| 353 | Sumner | Wellington | 1,596.5 | 11,971,481 | 30.00% | 3,591,444 | 3,471,792 | 119,652 | 0 | 0 |
| 356 | Sumner | Conway Springs | 484.8 | 4,092,955 | 30.00% | 1,227,887 | 1,248,630 | -20,744 | 0 | 0 |
| 357 | Sumner | Belle Plaine | 601.0 | 5,348,547 | 30.00% | 1,604,564 | 1,588,804 | 15,760 | 0 | 0 |
| 358 | Sumner | Oxford | 294.0 | 2,885,291 | 30.00% | 865,587 | 925,529 | -59,942 | 0 | 0 |
| 359 | Sumner | Argonia Public Schools | 187.5 | 2,042,808 | 30.00% | 612,842 | 502,720 | 110,122 | 0 | 0 |
| 360 | Sumner | Caldwell | 233.0 | 2,373,496 | 33.00% | 783,254 | 806,220 | -22,966 | 71,205 | 306 |
| 509 | Sumner | South Haven | 202.5 | 2,205,176 | 33.00% | 727,708 | 684,739 | 42,969 | 66,155 | 327 |
| 314 | Thomas | Brewster | 147.0 | 1,591,744 | 30.00% | 477,523 | 382,827 | 94,696 | 0 | 0 |
| 315 | Thomas | Colby Public Schools | 893.4 | 7,085,312 | 30.00% | 2,125,594 | 2,176,376 | -50,782 | 0 | 0 |
| 316 | Thomas | Golden Plains | 181.6 | 2,228,110 | 30.00% | 668,433 | 661,429 | 7,004 | 0 | 0 |
| 208 | Trego | Wakeeney | 380.5 | 3,410,987 | 30.00% | 1,023,296 | 1,002,148 | 21,148 | 0 | 0 |
| 329 | Wabaunsee | Mill Creek Valley | 440.0 | 4,012,671 | 30.00% | 1,203,801 | 1,269,535 | -65,734 | 0 | 0 |
| 330 | Wabaunsee | Mission Valley | 492.0 | 4,786,137 | 30.00% | 1,435,841 | 1,364,541 | 71,300 | 0 | 0 |
| 241 | Wallace | Wallace County Schools | 200.5 | 1,986,602 | 30.00% | 595,981 | 566,166 | 29,815 | 0 | 0 |
| 242 | Wallace | Weskan | 102.5 | 1,181,496 | 33.00% | 389,894 | 357,775 | 32,119 | 35,445 | 346 |
| 108 | Washington | Washington Co. Schools | 348.5 | 3,355,928 | 30.00% | 1,006,778 | 1,006,913 | -135 | 0 | 0 |
| 223 | Washington | Barnes | 367.4 | 3,364,059 | 30.00% | 1,009,218 | 1,011,921 | -2,703 | 0 | 0 |
| 224 | Washington | Clifton-Clyde | 318.0 | 2,925,567 | 30.00% | 877,670 | 856,388 | 21,282 | 0 | 0 |
| 467 | Wichita | Leoti | 402.0 | 3,668,856 | 30.00% | 1,100,657 | 1,141,740 | -41,083 | 0 | 0 |
| 387 | Wilson | Altoona-Midway | 184.5 | 2,105,719 | 25.80% | 543,276 | 605,830 | -62,554 | 0 | 0 |
| 461 | Wilson | Neodesha | 719.0 | 5,929,903 | 33.00% | 1,956,868 | 1,891,821 | 65,047 | 177,897 | 247 |

33% LOB Grandfathered Advantage

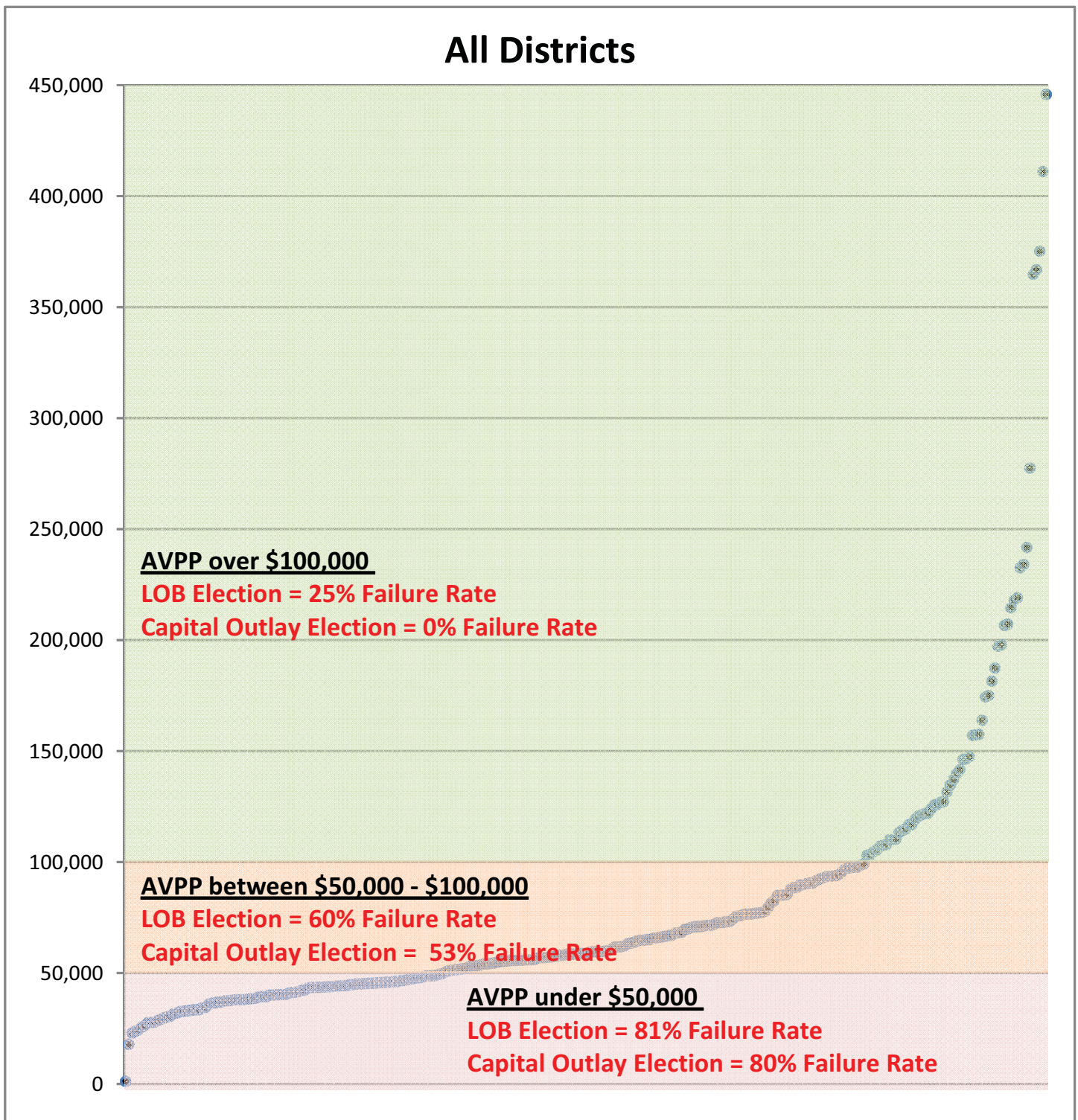
| | 5/16/2017 | | Col 1 | Col 2 | | Col 3 | Col 4 | Col 5 | | |
|--------------|-----------|---------------------|-------------------|----------------------|--------|----------------------|----------------------|-------------------|---|--------------------------------|
| | | | SF17-145 Col 3 | LFB BASE | | 2017-18 | 2016-17 | | LOB Advantage (Amounts over 30%) | LOB Advantage Per Pupil |
| | | | Proposed | Gen Fund | LOB | Proposed | Adopted | | | |
| | | | 2017-18 | (incl Sped) | Auth | Max LOB | LOB | Difference | | |
| USD # | County | District Name | Total Adj Enroll. | \$4,490 | Pct | Budget | Budget | (Col 3 - Col 4) | | |
| Total | | STATE TOTALS | 472,772.5 | 3,565,322,331 | | 1,099,865,497 | 1,067,746,822 | 32,118,675 | 30,741,559 | |
| 484 | Wilson | Fredonia | 662.8 | 5,735,126 | 30.00% | 1,720,538 | 1,719,460 | 1,078 | 0 | 0 |
| 366 | Woodson | Woodson | 448.5 | 4,322,552 | 30.00% | 1,296,766 | 1,261,137 | 35,629 | 0 | 0 |
| 202 | Wyandotte | Turner-Kansas City | 4,098.7 | 31,111,065 | 30.00% | 9,333,320 | 9,053,413 | 279,907 | 0 | 0 |
| 203 | Wyandotte | Piper-Kansas City | 2,169.9 | 13,955,177 | 31.00% | 4,326,105 | 3,726,052 | 600,053 | 139,552 | 64 |
| 204 | Wyandotte | Bonner Springs | 2,679.0 | 19,230,749 | 30.00% | 5,769,225 | 5,426,138 | 343,087 | 0 | 0 |
| 500 | Wyandotte | Kansas City | 21,152.0 | 171,143,479 | 30.00% | 51,343,044 | 49,972,534 | 1,370,510 | 0 | 0 |

Appendix V:

Previously Admitted Equity Exhibits

Equity Exhibits 503, 503A, and 504 were previously introduced and admitted. R.Vol. 131, at Pls' Ex. 503-504; R.Vol. 135, p. 1409 (Order, filed 6-24-15, p.2); R.Vol. 140, p. 15 (FOF ¶40); R.Vol. 142, pp.41-73.

Assessed Valuation Per Pupil



1995-2012 Election data from KASB

AVPP data from Defendant Exhibit 1064, #F3, KSDE 2011-12 1EDLA2550

LOB Elections

| Passed | | AVPP |
|--------|-----------------|---------|
| 374 | Sublette | 214,604 |
| 468 | Healy | 197,854 |
| 482 | Dighton | 175,055 |
| 403 | Otis-Bison | 126,049 |
| 401 | Chase-Raymond | 125,673 |
| 229 | Blue Valley | 107,883 |
| 466 | Scott County | 93,705 |
| 466 | Scott County | 93,705 |
| 294 | Oberlin | 93,343 |
| 497 | Lawrence | 89,748 |
| 418 | McPherson | 70,971 |
| 448 | Inman | 66,613 |
| 233 | Olathe | 64,746 |
| 496 | Pawnee Heights | 60,019 |
| 492 | Flinthills | 58,129 |
| 400 | Smoky Valley | 56,136 |
| 237 | Smith Center | 55,672 |
| 408 | Marion-Florence | 53,316 |
| 405 | Lyons | 46,598 |
| 434 | Santa Fe Trail | 43,180 |
| 308 | Hutchinson | 41,322 |
| 487 | Herington | 38,227 |

| Failed | | AVPP |
|--------|----------------------|---------|
| 403 | Otis-Bison | 126,049 |
| 403 | Otis-Bison | 126,049 |
| 412 | Hoxie Community | 97,467 |
| 494 | Syracuse | 97,284 |
| 466 | Scott County | 93,705 |
| 294 | Oberlin | 93,343 |
| 415 | Hiawatha | 91,655 |
| 383 | Manhattan-Ogden | 87,813 |
| 489 | Hays | 85,166 |
| 437 | Auburn Washburn | 77,189 |
| 206 | Remington-Whitewater | 76,555 |
| 473 | Chapman | 67,085 |
| 260 | Derby | 63,081 |
| 431 | Hoisington | 57,995 |
| 431 | Hoisington | 57,995 |
| 431 | Hoisington | 57,995 |
| 259 | Wichita | 56,805 |
| 237 | Smith Center | 55,672 |
| 453 | Leavenworth | 53,527 |
| 250 | Pittsburg | 53,318 |
| 464 | Tonganoxie | 49,459 |
| 405 | Lyons | 46,598 |
| 463 | Udall | 45,810 |
| 469 | Lansing | 45,157 |
| 389 | Eureka | 44,113 |
| 380 | Vermillion | 43,680 |
| 307 | Ell-Saline | 43,541 |
| 498 | Valley Heights | 43,497 |
| 253 | Emporia | 39,996 |
| 247 | Cherokee | 38,000 |
| 402 | Augusta | 37,025 |
| 394 | Rose Hill | 33,488 |
| 394 | Rose Hill | 33,488 |
| 462 | Central | 33,200 |
| 443 | Dodge City | 31,546 |
| 261 | Haysville | 26,313 |
| 261 | Haysville | 26,313 |

Capital Outlay Elections

| Passed | | AVPP |
|--------|-------------------|---------|
| 210 | Hugoton | 217,994 |
| 482 | Dighton | 175,055 |
| 303 | Ness City | 126,907 |
| 401 | Chase-Raymond | 125,673 |
| 274 | Oakley | 121,957 |
| 225 | Fowler | 79,552 |
| 329 | Mill Creek Valley | 73,188 |
| 398 | Peabody-Burns | 71,461 |
| 473 | Chapman | 67,085 |
| 330 | Mission Valley | 64,947 |
| 349 | Stafford | 61,882 |
| 458 | Basehor-Linwood | 59,609 |
| 373 | Newton | 42,130 |

| Failed | | AVPP |
|--------|-----------------|--------|
| 438 | Skyline | 72,612 |
| 418 | McPherson | 70,971 |
| 315 | Colby | 69,774 |
| 330 | Mission Valley | 64,947 |
| 101 | Erie-Galesburg | 63,566 |
| 377 | Atchison County | 60,707 |
| 287 | West Franklin | 58,508 |
| 320 | Wamego | 51,296 |
| 480 | Liberal | 38,890 |
| 230 | Spring Hill | 38,590 |
| 230 | Spring Hill | 38,590 |
| 230 | Spring Hill | 38,590 |

1995-2012 Election data from KASB

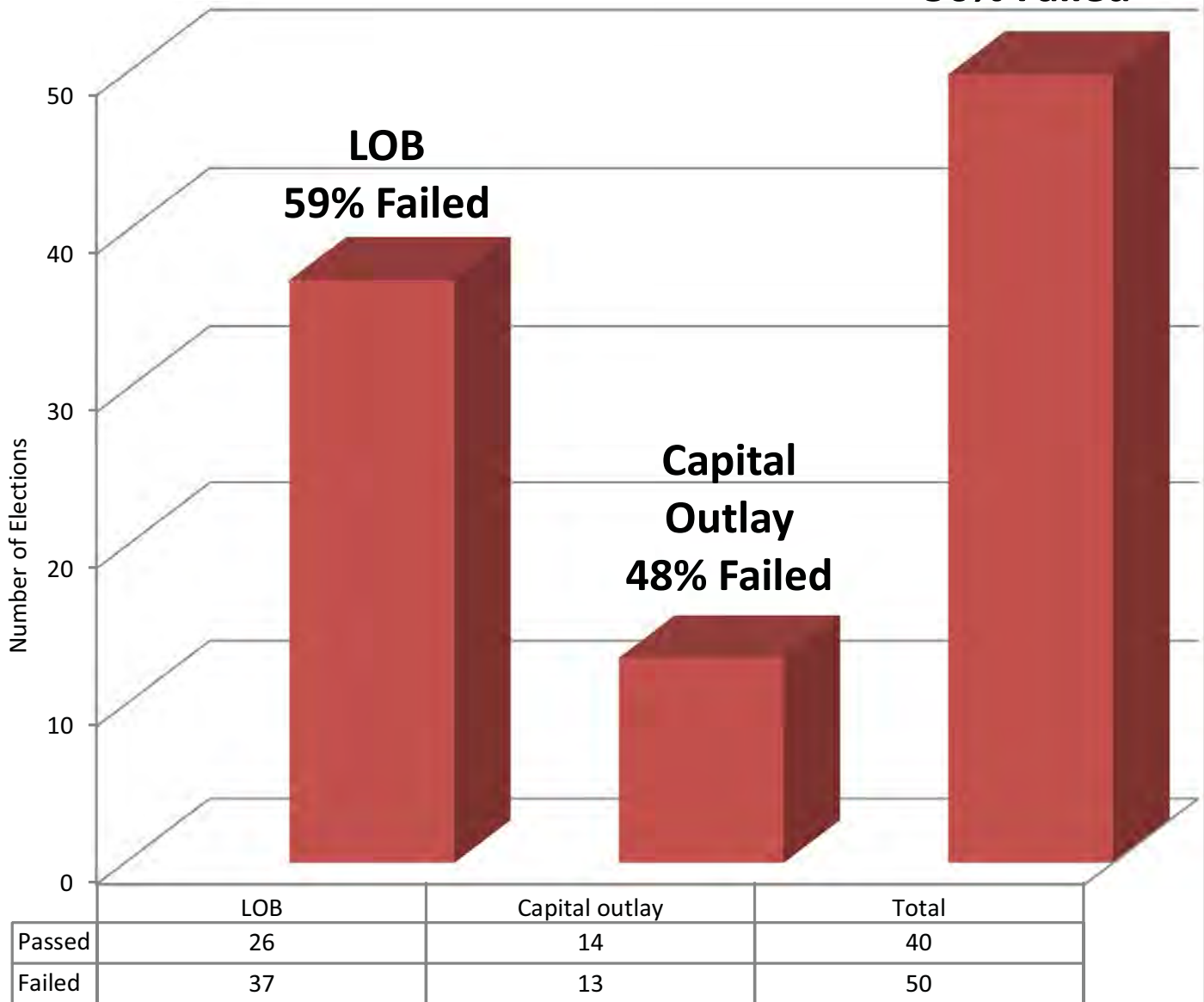
AVPP data from Defendant Exhibit 1064, #F3, KSDE 2011-12 1EDLA2550

LOB and Capital Outlay

Failed Elections

1995-2012

**Combined
56% Failed**



1995-2012 Election data from KASB

Exhibit
503

990267

SFFF000790

Question Submitted Election Data 1995 - 2012

Total elections 672
Passed 393
Failed 279
58.5%
41.5%

Type
LOB 63
Capital outlay 27
Bond 446
Other 136
Total Passed 26
Failed 14
193
100
58.7%
48.1%
43.3%
26.5%

| County Number | CountyName | Mail Ballot | Date | USD | USDName | Purpose | LOB | | Result | | |
|-----------------------------|-------------|-------------|------------|-----|----------------------|---------|---------|---------|------------------|-----------|--------|
| | | | | | | | LOB Amt | LOB Yrs | | | |
| <u>LOB Elections</u> | | | | | | | | | | | |
| 87 | Sedgwick | Yes | 2/2/1995 | 260 | Derby | | \$0 | Yes | 7.5% | 4 | Failed |
| 78 | Reno | No | 4/4/1995 | 308 | Hutchinson | | \$0 | Yes | 4.0% | 2 | Passed |
| 86 | Scott | No | 4/4/1995 | 466 | Scott County | | \$0 | Yes | 4.0% | 2 | Passed |
| 85 | Saline | No | 4/4/1995 | 307 | Ell-Saline | | \$0 | Yes | 5.0% | 4 | Failed |
| 80 | Rice | No | 4/4/1995 | 401 | Chase-Raymond | | \$0 | Yes | 7.0% | 4 | Passed |
| 56 | Lyon | No | 4/4/1995 | 253 | Emporia | | \$0 | Yes | 10.2% | 4 | Failed |
| 80 | Rice | No | 5/4/1995 | 405 | Lyon | | \$0 | Yes | 12.0% | 4 | Failed |
| 52 | Leavenworth | No | 5/23/1995 | 464 | Tonganoxie | | \$0 | Yes | 3.0% | 3 | Failed |
| 81 | Riley | No | 6/6/1995 | 383 | Manhattan-Ogden | | \$0 | Yes | 12.0% | 2 | Failed |
| 7 | Brown | Yes | 6/13/1995 | 415 | Hiawatha | | \$0 | Yes | 10.0% | 4 | Failed |
| 21 | Dickinson | No | 6/27/1995 | 487 | Herington | | \$0 | Yes | 15.0% | 4 | Passed |
| 37 | Greenwood | No | 7/18/1995 | 389 | Eureka | | \$0 | Yes | 5.0% | 4 | Failed |
| 89 | Shawnee | No | 8/1/1995 | 437 | Auburn Washburn | | \$0 | Yes | 4.0% | 4 | Failed |
| 52 | Leavenworth | No | 8/22/1995 | 453 | Leavenworth | | \$0 | Yes | 12.0% | 4 | Passed |
| 8 | Butler | Yes | 10/17/1995 | 394 | Rose Hill | | \$0 | Yes | 25.0% | 4 | Failed |
| 5 | Barton | No | 2/6/1996 | 431 | Hoisington | | \$0 | Yes | 7.0% | 2 | Failed |
| 52 | Leavenworth | No | 6/25/1996 | 469 | Lansing | | \$0 | Yes | 12.0% | 4 | Passed |
| 58 | Marshall | No | 6/25/1996 | 488 | Axtell | | \$0 | Yes | 25.0% | 4 | Passed |
| 57 | Marion | No | 6/25/1996 | 408 | Marion-Florence | | \$0 | Yes | 3.0% | 3 | Failed |
| 8 | Butler | No | 8/6/1996 | 206 | Remington-Whitewater | | \$0 | Yes | 7.0% | 2 | Failed |
| 19 | Crawford | No | 8/26/1996 | 250 | Pittsburg | | \$0 | Yes | 10.0% | 4 | Failed |
| 5 | Barton | No | 2/25/1997 | 431 | Hoisington | | \$0 | Yes | 4.0% | 4 | Failed |
| 8 | Butler | No | 4/1/1997 | 402 | Augusta | | \$0 | Yes | 10.0% | 4 | Failed |
| 68 | Ness | No | 4/1/1997 | 304 | Ransom | | \$0 | Yes | 10.0% | 1 | Passed |
| 8 | Butler | No | 6/17/1997 | 492 | Flinthills | | \$0 | Yes | 6.0% | 4 | Passed |
| 68 | Ness | No | 6/24/1997 | 302 | Bazine | | \$0 | Yes | 15.0% | 4 | Passed |
| 80 | Rice | No | 7/1/1997 | 405 | Lyon | | \$0 | Yes | 15.0% | 4 | Passed |
| 59 | McPherson | No | 8/5/1997 | 418 | McPherson | | \$0 | Yes | 21.0% | 2 | Passed |
| 87 | Sedgwick | No | 8/12/1997 | 259 | Wichita | | \$0 | Yes | 25.0% | 4 | Failed |
| 68 | Ness | No | 11/3/1997 | 304 | Ransom | | \$0 | Yes | 25.0% | 4 | Passed |
| 51 | Lane | No | 2/3/1998 | 482 | Dighton | | \$0 | Yes | 18.0% | 5 | Passed |
| 18 | Cowley | Yes | 3/17/1998 | 463 | Udall | | \$0 | Yes | 5.0% | 5 | Failed |
| 41 | Haskell | No | 3/24/1998 | 374 | Sublette | | \$0 | Yes | 10.0% | 10 | Passed |
| 70 | Osage | No | 4/21/1998 | 434 | Santa Fe Trail | | \$0 | Yes | 25.0% | Continuou | Passed |
| 83 | Rush | No | 8/4/1998 | 403 | Otis-Bison | | \$0 | Yes | 10.0% | 4 | Failed |
| 83 | Rush | No | 11/3/1998 | 403 | Otis-Bison | | \$0 | Yes | 10.0% | 4 | Failed |
| 90 | Sheridan | No | 4/4/1999 | 412 | Hoxie Community | | \$0 | Yes | 25.0% >99 | 4 | Failed |
| 29 | Ford | No | 5/20/2000 | 443 | Dodge City | | \$0 | Yes | 25.0% continuous | 5 | Failed |
| 83 | Rush | No | 11/7/2000 | 403 | Otis-Bison | | \$0 | Yes | 15.0% | 4 | Failed |
| 18 | Cowley | No | 6/26/2001 | 462 | Central | | \$0 | Yes | 14.0% | 5 | Failed |
| 21 | Dickinson | No | 11/6/2001 | 473 | Chapman | | \$0 | Yes | 25.0% | Continuou | Failed |
| 5 | Barton | No | 12/11/2001 | 431 | Hoisington | | \$0 | Yes | 9.2% | 10 | Failed |

Question Submitted Election Data 1995 - 2012

| County Number | County Name | Mail Ballot | Date | USD | USDName | Purpose | BondAmt | LOB | LOB Amt | LOB Yrs | Result |
|---------------------------------|--------------|-------------|------------|-----|-------------------|--|---------|-----|---------|-----------|--------|
| 58 | Marshall | No | 3/26/2002 | 498 | Valley Heights | | \$0 | Yes | 25.0% | Continuou | Failed |
| 38 | Hamilton | No | 2/25/2003 | 494 | Syracuse | | \$0 | Yes | 25.0% | 1 | Failed |
| 66 | Nemaha | No | 4/1/2003 | 380 | Vermillion | | \$0 | Yes | 25.0% | continuu | Failed |
| 20 | Decatur | No | 7/27/2003 | 294 | Oberlin | | \$0 | Yes | 10.0% | 5 years | Passed |
| 20 | Decatur | No | 3/2/2004 | 294 | Oberlin | | \$0 | Yes | 25.0% | | Failed |
| 86 | Scott | No | 5/7/2004 | 466 | Scott County | | \$0 | Yes | 25.0% | | Failed |
| 46 | Johnson | No | 11/7/2006 | 229 | Blue Valley | Increase LOB by 1% & not to exceed 31% each year thereafter. | \$0 | Yes | 1.00% | | Passed |
| 51 | Lane | No | 4/3/2007 | 468 | Healy | Increase local option budget by 1%. | \$0 | Yes | 1.00% | | Passed |
| 86 | Johnson | Yes | 10/16/2007 | 233 | Olathe | Increase local option budget by 1%. | \$0 | Yes | 1.00% | | Passed |
| 86 | Scott | No | 11/13/2007 | 466 | Scott County | | \$0 | Yes | 25.0% | 5 | Passed |
| 87 | Sedgwick | No | 3/11/2008 | 261 | Haysville | Asking for authorization to increase Local Option Budget. | \$0 | Yes | 1% | | FAILED |
| 23 | Douglas | No | 4/1/2008 | 497 | Lawrence | Local budget option | \$0 | Yes | 1% | | Passed |
| 26 | Ellis | No | 4/7/2009 | 489 | Hays | Local Option Budget Increase | \$0 | Yes | 0% | | FAILED |
| 87 | Sedgwick | No | 4/7/2009 | 261 | Haysville | Increase local option budget by an additional 1%. | \$0 | No | 0% | | FAILED |
| 73 | Pawnee | Yes | 05/04/10 | 394 | Rose Hill | Increase local option budget | \$0 | Yes | 0% | | Failed |
| 92 | Smith | No | 08/03/10 | 496 | Pawnee Heights | LOB% to 31%. | \$0 | Yes | 31% | | Passed |
| 59 | McPherson | No | 10/03/10 | 237 | Smith Center | LOB% to 31%. | \$0 | Yes | 31% | | Failed |
| 92 | Smith | No | 11/02/10 | 237 | Smith Center | LOB% to 31%. | \$0 | Yes | 31% | | Passed |
| 59 | McPherson | No | 4/5/2011 | 400 | Smoky Valley | Local Option Budget (1%) | \$0.00 | Yes | 1.0% | | Passed |
| 11 | Cherokee | No | 7/19/2011 | 247 | Cherokee | To increase LOB authority by 1%. | \$0.00 | Yes | 1.0% | | Failed |
| Capital Outlay Elections | | | | | | | | | | | |
| 57 | Marion | No | 7/18/1995 | 398 | Peabody-Burns | Capital outlay 4 mill | \$0 | No | | | Passed |
| 55 | Logan | No | 4/30/1996 | 274 | Oakley | Capital Outlay Levy 4 Mills | \$0 | No | 0.0% | | Passed |
| 80 | Rice | No | 8/6/1996 | 401 | Chase-Raymond | Capital Outlay Levy 2 mills | \$0 | No | 0.0% | | Passed |
| 93 | Stafford | No | 11/5/1996 | 349 | Stafford | Capital Outlay 4 mill levy | \$0 | No | 0.0% | | Passed |
| 99 | Wabaunsee | No | 4/1/1997 | 330 | Mission Valley | Capital outlay 4 mills for 5 years | \$0 | No | 0.0% | | Failed |
| 99 | Wabaunsee | Yes | 6/10/1997 | 329 | Mill Creek Valley | Capital outlay 4 mills for 5 years | \$0 | No | 0.0% | | Passed |
| 95 | Stevens | No | 12/2/1997 | 210 | Hugoton | Capital outlay 3 mills for 5 years | \$0 | No | 0.0% | | Passed |
| 60 | Meade | No | 4/7/1998 | 225 | Fowler | Capital Outlay Levy 4 mills | \$0 | No | 0.0% | | Passed |
| 51 | Lane | No | 4/6/1999 | 482 | Dighton | Capital Outlay Levy 3.98 mill | \$0 | No | 0.0% | | Passed |
| 21 | Dickinson | No | 9/14/1999 | 473 | Chapman | Capital Outlay Levy 4 mills 5 years | \$0 | No | 0.0% | | Passed |
| 40 | Harvey | No | 4/4/2000 | 373 | Newton | Capital Outlay 4 mills, 5 years | \$0 | No | 0.0% | | Passed |
| 97 | Thomas | No | 4/4/2000 | 315 | Colby | 4.0 Capital Outlay Mills 5 yrs. | \$0 | No | 0.0% | | Failed |
| 52 | Leavenworth | No | 5/9/2000 | 458 | Basehor-Linwood | 5 Yr. 4.0 mills Capital Outlay | \$0 | No | 0.0% | | Passed |
| 68 | Ness | No | 11/7/2000 | 303 | Ness City | Capital Outlay 4.0 mills for 5 years | \$0 | No | 0.0% | | Passed |
| 89 | Shawnee | No | 4/3/2001 | 330 | Mission Valley | Capital Outlay Levy for 3 mills | \$0 | No | 0.0% | | Passed |
| 29 | Ford | No | 4/23/2001 | 443 | Dodge City | Capital Outlay 6 mills/5 years | \$0 | No | 0.0% | | Failed |
| 46 | Johnson | Yes | 2/1/2005 | 230 | Spring Hill | Capital Outlay Levy 5 years 7 mills | \$0 | No | 0.0% | | Failed |
| 30 | Franklin | No | 8/1/2006 | 287 | West Franklin | Capital Outlay | \$0 | No | 0.00% | | Failed |
| 46 | Johnson | No | 8/1/2006 | 230 | Spring Hill | Capital Outlay Tax levy for 5 years to update schools & equipment. | \$0 | No | 0.00% | | Failed |
| 59 | McPherson | No | 11/7/2006 | 418 | McPherson | Increase capital outlay levy by 2 mills. | \$0 | No | 0.00% | | Failed |
| 46 | Johnson | Yes | 6/19/2007 | 230 | Spring Hill | 4.0 Capital Outlay. Five years | \$0 | No | 0.00% | | Failed |
| 67 | Neosho | No | 4/7/2009 | 101 | Eric-Galesburg | Capital Outlay Election 8 mills/5 years. | \$0 | No | 0% | | FAILED |
| 76 | Pratt | No | 4/7/2009 | 438 | Skyline | Five Mill Annual Capital Outlay Levy. | \$0 | No | 0% | | FAILED |
| 88 | Seward | No | 10/13/2009 | 480 | Liberal | Eight mills Annual Tax Levy not to exceed five years for construction, repair, remodeling, a | \$0 | No | 0% | | FAILED |
| 43 | Jackson | No | 05/01/10 | 336 | Holtan | Capital Outlay Fund for 8 mills. | \$0 | No | 0% | | Passed |
| 3 | Atchison | No | 11/02/10 | 377 | Atchison County | Capital outlay levy | \$0 | No | 0% | | Failed |
| 75 | Pottawatomie | No | 5/26/2011 | 320 | Wamego | Capital Outlay - 8 mills for 5 years. | \$0.00 | No | 0.0% | | Failed |

Question Submitted Election Data 1995 - 2012

| County Number | CountyName | Mail Ballot | Date | USD | USDName | Purpose | BondAmt | LOB | LOB Amt | LOB Yrs | Result |
|------------------------|--------------|-------------|------------|-----|------------------------|---|---------|-----|---------|---------|--------|
| Other Elections | | | | | | | | | | | |
| 3 | Atchison | No | 4/4/1995 | 377 | Atchison County | Recreation system. Not to exceed 1 mill | \$0 | No | \$0 | | Failed |
| 83 | Rush | No | 4/4/1995 | 395 | LaCrosse | Closing of Rush Center School Bldg | \$0 | No | \$0 | | Passed |
| 87 | Sedgwick | No | 4/4/1995 | 261 | Haysville | Haysville joint recreation commission | \$0 | No | \$0 | | Failed |
| 102 | Wichita | No | 4/4/1995 | 467 | Leoti | Closing of High Plains Elem. school | \$0 | No | \$0 | | Passed |
| 46 | Johnson | Yes | 6/6/1995 | 229 | Blue Valley | Recreation commission - tax levy increase 1 mil | \$0 | No | \$0 | | Failed |
| 85 | Saline | No | 7/18/1995 | 307 | Ell-Saline | Close Brookville Elementary Bldg | \$0 | No | \$0 | | Passed |
| 5 | Barton | No | 2/6/1996 | 431 | Hoisington | Lease Purchase Agreement | \$0 | No | \$0 | 0.0% | Failed |
| 33 | Graham | No | 4/2/1996 | 281 | Hill City | Shall the Bogue Grade School be Closed | \$0 | No | \$0 | 0.0% | Failed |
| 90 | Sheridan | No | 4/2/1996 | 412 | Hoxie Community | Recreation Commission levy 1 mill | \$0 | No | \$0 | 0.0% | Failed |
| 57 | Mariion | No | 6/25/1996 | 408 | Mariion-Florence | Lease Purchase a School Building | \$0 | No | \$0 | 0.0% | Failed |
| 44 | Jefferson | No | 8/6/1996 | 343 | Perry | Recreation Commission 1 Mill Levy | \$0 | No | \$0 | 0.0% | Failed |
| 5 | Barton | No | 11/5/1996 | 354 | Ciattlin | Rec Commission Levy 1mill | \$0 | No | \$0 | 0.0% | Passed |
| 55 | Logan | No | 11/5/1996 | 275 | Triplains | Changing Voting Plan to at Large | \$0 | No | \$0 | 0.0% | Passed |
| 75 | Pottawatomie | No | 11/5/1996 | 320 | Wamego | Recreation Commission Levy | \$0 | No | \$0 | 0.0% | Failed |
| 87 | Sedgwick | No | 11/5/1996 | 261 | Haysville | Recreation Commission 1 mill levy | \$0 | No | \$0 | 0.0% | Failed |
| 93 | Stafford | No | 11/5/1996 | 349 | Stafford | Recreation Commission be Dissolved? | \$0 | No | \$0 | 0.0% | Failed |
| 68 | Ness | No | 12/17/1996 | 303 | Ness City | Board of Education Recall Election | \$0 | No | \$0 | 0.0% | Failed |
| 63 | Montgomery | No | 4/1/1997 | 446 | Independence | Charter Resolution | \$0 | No | \$0 | 0.0% | Passed |
| 37 | Greenwood | No | 8/5/1997 | 390 | Hamilton | Teacherages(housing for school employees) | \$0 | No | \$0 | 0.0% | Passed |
| 74 | Phillips | No | 12/9/1997 | 325 | Phillipsburg | Joint recreation commission with city | \$0 | No | \$0 | 0.0% | Failed |
| 45 | Jewell | No | 8/4/1998 | 279 | Jewell | Shall Jewell Elementary Remain Open? | \$0 | No | \$0 | 0.0% | Failed |
| 16 | Coffey | No | 11/3/1998 | 244 | Burlington | Recreation Commission Levy | \$0 | No | \$0 | 0.0% | Failed |
| 44 | Jefferson | No | 4/6/1999 | 339 | Jefferson County North | Recreation Commission Levy | \$0 | No | \$0 | 0.0% | Failed |
| 87 | Sedgwick | No | 4/26/1999 | 266 | Maize | Recreation Commission 1 mill levy | \$0 | No | \$0 | 0.0% | Passed |
| 48 | Kingman | No | 5/22/1999 | 332 | Cunningham | Recreation Commission 1 mill | \$0 | No | \$0 | 0.0% | Failed |
| 56 | Lyon | No | 6/8/1999 | 252 | Southern Lyon County | Recreation Commission 1 mill | \$0 | No | \$0 | 0.0% | Passed |
| 89 | Shawnee | No | 9/30/1999 | 372 | Silver Lake | Recreation Commission 1 mill | \$0 | No | \$0 | 0.0% | Failed |
| 65 | Morton | No | 4/4/2000 | 218 | Elkhart | Recreation Commission 1 mill | \$0 | No | \$0 | 0.0% | Passed |
| 13 | Clark | No | 8/15/2000 | 220 | Ashland | Change in Method of Election | \$0 | No | \$0 | 0.0% | Failed |
| 23 | Douglas | No | 11/7/2000 | 348 | Baldwin City | .56 mill increase for Rec Commission | \$0 | No | \$0 | 0.0% | Failed |
| 26 | Ellis | No | 11/7/2000 | 388 | Ellis | Change in Method of election | \$0 | No | \$0 | 0.0% | Failed |
| 50 | Labette | No | 11/7/2000 | 504 | Oswego | Change in voting plan | \$0 | No | \$0 | 0.0% | Passed |
| 60 | Meade | No | 11/7/2000 | 226 | Meade | Change in Method of Election | \$0 | No | \$0 | 0.0% | Passed |
| 68 | Ness | No | 11/7/2000 | 302 | Bazine | change in Voting Plan | \$0 | No | \$0 | 0.0% | Passed |
| 69 | Norton | No | 11/7/2000 | 211 | Norton Community | Change in Method of Election and Voting Plan | \$0 | No | \$0 | 0.0% | Passed |
| 73 | Pawnee | No | 11/7/2000 | 496 | Pawnee Heights | change in member District Boundaries | \$0 | No | \$0 | 0.0% | Passed |
| 74 | Phillips | No | 11/7/2000 | 325 | Phillipsburg | change in Method of Election | \$0 | No | \$0 | 0.0% | Passed |
| 103 | Wilson | No | 11/7/2000 | 461 | Neodesha | Establish Recreation Commission | \$0 | No | \$0 | 0.0% | Failed |
| 15 | Cloud | No | 4/3/2001 | 224 | Clifton-Clyde | Change in method of Election | \$0 | No | \$0 | 0.0% | Passed |
| 46 | Johnson | No | 4/3/2001 | 512 | Shawnee Mission | Close Clyde Elementary School at end of 2001 | \$0 | No | \$0 | 0.0% | Failed |
| 46 | Johnson | No | 4/3/2001 | 512 | Shawnee Mission | Keep Cherokee Elementary School Open | \$0 | No | \$0 | 0.0% | Failed |
| 46 | Johnson | No | 4/3/2001 | 512 | Shawnee Mission | Keep Nall Hills Elementary school open | \$0 | No | \$0 | 0.0% | Failed |
| 46 | Johnson | No | 4/3/2001 | 512 | Shawnee Mission | Keep Arrowhead Elementary school open | \$0 | No | \$0 | 0.0% | Passed |
| 87 | Sedgwick | No | 4/3/2001 | 260 | Derby | 1 mill for community historical museum | \$0 | No | \$0 | 0.0% | Failed |
| 64 | Morris | No | 8/7/2001 | 417 | Morris County | Close Wiley historical school end of 01-02 yr | \$0 | No | \$0 | 0.0% | Passed |
| 63 | Montgomery | No | 10/23/2001 | 445 | Coffeyville | Close Wiley Elementary School end of 01-02 yr | \$0 | No | \$0 | 0.0% | Passed |
| 80 | Rice | No | 6/4/2002 | 401 | Chase-Raymond | Closing Raymond Attdhnce Center | \$0 | No | \$0 | 0.0% | Passed |
| 69 | Norton | No | 11/1/2002 | 213 | West Solomon Valley | Voting Method Change | \$0 | No | \$0 | 0.0% | Passed |
| 10 | Chautauqua | No | 11/5/2002 | 285 | Cedar Vale | Change of Voting Method | \$0 | No | \$0 | 0.0% | Passed |

Question Submitted Election Data 1995 - 2012

| County Number | County Name | Mail Ballot | Date | USD | USD Name | Purpose | Bond Amt | LOB Amt | LOB Yrs | Result |
|---------------|-------------|-------------|-----------|-----|----------------------|--|----------|---------|---------|--------|
| 26 | Ellis | No | 11/5/2002 | 432 | Victoria | Change voting plan | \$0 | No | 0.0% | Passed |
| 71 | Osborne | No | 11/5/2002 | 399 | Paradise | Change method of electing School Board Members | \$0 | No | 0.0% | Passed |
| 72 | Ottawa | No | 11/5/2002 | 239 | North Ottawa County | Close School Building | \$0 | No | 0.0% | Passed |
| 82 | Rooks | No | 11/5/2002 | 270 | Plainville | Change Method of Election | \$0 | No | 0.0% | Passed |
| 84 | Russell | No | 11/5/2002 | 399 | Paradise | Board Member districts to all at large positions | \$0 | No | 0.0% | Passed |
| 87 | Sedgwick | Yes | 1/16/2003 | 263 | Mulvane | Rec Commission levy for pool, 5.80 mill | \$0 | No | 0.0% | Failed |
| 19 | Crawford | No | 4/1/2003 | 247 | Cherokee | Should West Mineral Attendance Center Be closed? | \$0 | No | 0.0% | Passed |
| 68 | Ness | No | 4/1/2003 | 302 | Bazine | Consolidation of USD 302 and 304 | \$0 | No | 0.0% | Passed |
| 68 | Ness | No | 4/1/2003 | 304 | Ransom | Consolidation of USD 302 and 304 | \$0 | No | 0.0% | Passed |
| 77 | Rawlins | No | 4/1/2003 | 105 | Rawlins County | Consolidate USD 317 and 318 | \$0 | No | 0.0% | Passed |
| 77 | Rawlins | No | 4/1/2003 | 105 | Rawlins County | Consolidate USD 317 and 318 | \$0 | No | 0.0% | Passed |
| 77 | Rawlins | No | 7/8/2003 | 105 | Rawlins County | Rec Commission Levy 1 mill | \$0 | No | 0.0% | Failed |
| 89 | Shawnee | No | 8/3/2004 | 372 | Silver Lake | Recreation Commission 1 mill | \$0 | No | 0.0% | Failed |
| 46 | Johnson | No | 11/2/2004 | 233 | Olathe | Voting Plan Change | \$0 | No | 0.0% | Passed |
| 61 | Miami | No | 11/2/2004 | 416 | Louisburg | Recreation Commission 1 mill | \$0 | No | 0.0% | Failed |
| 13 | Clark | No | 11/2/2004 | 106 | Western Plains | Recreation Commission 1 mill | \$0 | No | 0.0% | Passed |
| 44 | Jefferson | No | 4/5/2005 | 220 | Ashland | Change in method of election and voting plan. | \$0 | No | 0.0% | Passed |
| 44 | Jefferson | No | 4/5/2005 | 338 | Valley Falls | Recreation Commission Levy 1 mill | \$0 | No | 0.0% | Passed |
| 45 | Jewell | No | 11/8/2005 | 104 | White Rock | Shall school districts 104 and 278 form a consolidated Unified School District. | \$0 | No | 0.0% | Passed |
| 45 | Jewell | No | 11/8/2005 | 278 | Mankato | Shall school districts 104 and 278 form a consolidated Unified School District. | \$0 | No | 0.0% | Passed |
| 22 | Doniphan | No | 8/1/2006 | 429 | Troy | Change in voting plan from Member District to at-large method. | \$0 | No | 0.00% | Passed |
| 54 | Linn | No | 8/1/2006 | 344 | Pleasanton | Change to all at-large method. | \$0 | No | 0.00% | Passed |
| 1 | Allen | No | 11/7/2006 | 258 | Humboldt | The members of the Board of Education of USD 258 Humboldt shall all be elected "At-Larg | \$0 | No | 0.00% | Passed |
| 3 | Atchison | No | 11/7/2006 | 377 | Atchison County | Change from 3 district method to all at-large. | \$0 | No | 0.00% | Failed |
| 4 | Barber | No | 11/7/2006 | 255 | South Barber | Change from 6 member district, 1 at-large to 2 member district with 3 members elected fro | \$0 | No | 0.00% | Failed |
| 9 | Chase | No | 11/7/2006 | 284 | Chase County | Change from 6 district with 1 at-large to 3 districts (2 members per district) and 1 at-large. | \$0 | No | 0.00% | Passed |
| 16 | Coffey | No | 11/7/2006 | 245 | LeRoy-Gridley | Change from voting Plan C to Voting Plan B. | \$0 | No | 0.00% | Passed |
| 20 | Decatur | No | 11/7/2006 | 294 | Oberlin | Change from District Method to all at-large. | \$0 | No | 0.00% | Passed |
| 24 | Edwards | No | 11/7/2006 | 347 | Kinsley-Offierle | Change from 3 district method to all at-large. | \$0 | No | 0.00% | Passed |
| 35 | Gray | No | 11/7/2006 | 102 | Cimarron-Ensign | Change from 3 district method to all at-large. | \$0 | No | 0.00% | Passed |
| 40 | Harvey | No | 11/7/2006 | 369 | Burrton | Change from 3 district method to all at-large. | \$0 | No | 0.00% | Passed |
| 42 | Hodgeman | No | 11/7/2006 | 227 | Jetmore | Change from 3 district method to all at-large. | \$0 | No | 0.00% | Passed |
| 50 | Labette | No | 11/7/2006 | 505 | Chetopa-St. Paul | Change from all at-large to 3 district | \$0 | No | 0.00% | Passed |
| 53 | Lincoln | No | 11/7/2006 | 298 | Lincoln | Change from 6 district method to the 2 district method. | \$0 | No | 0.00% | Passed |
| 59 | McPherson | No | 11/7/2006 | 423 | Moundridge | Change from 3 district to all at-large. | \$0 | No | 0.00% | Passed |
| 59 | McPherson | No | 11/7/2006 | 448 | Inman | Change from 3 district to all at-large. | \$0 | No | 0.00% | Passed |
| 63 | Montgomery | No | 11/7/2006 | 447 | Cherryvale | Change from district method to all at-large. | \$0 | No | 0.00% | Passed |
| 64 | Morris | No | 11/7/2006 | 417 | Morris County | Change from 3 district method to 2 district method. | \$0 | No | 0.00% | Passed |
| 66 | Nemaha | No | 11/7/2006 | 441 | Sabetha | Change from 3 member district method to 6 member district method. | \$0 | No | 0.00% | Passed |
| 70 | Osage | No | 11/7/2006 | 421 | Lyndon | Voting plan change. | \$0 | No | 0.00% | Passed |
| 74 | Phillips | No | 11/7/2006 | 325 | Phillipsburg | Change from 6 district method and 1 at-large to 3 member districts and 1 at-large. | \$0 | No | 0.00% | Passed |
| 76 | Pratt | No | 11/7/2006 | 382 | Pratt | Change to members elected at-large Voting Plan A. | \$0 | No | 0.00% | Passed |
| 76 | Pratt | No | 11/7/2006 | 438 | Skyline | Change to members elected at-large Voting Plan A. | \$0 | No | 0.00% | Passed |
| 78 | Reno | No | 11/7/2006 | 310 | Fairfield | Change method to all at-large. | \$0 | No | 0.00% | Passed |
| 80 | Rice | No | 11/7/2006 | 376 | Sterling | Change from 3 district method to all at-large. | \$0 | No | 0.00% | Passed |
| 80 | Rice | No | 11/7/2006 | 405 | Lyons | Change from 3 district method to all at-large. | \$0 | No | 0.00% | Passed |
| 81 | Riley | No | 11/7/2006 | 384 | Blue Valley-Randolph | Change to 3 District, 1 at-large. | \$0 | No | 0.00% | Passed |
| 87 | Sedgwick | No | 11/7/2006 | 265 | Goddard | Change from 3 district method to all at-large. | \$0 | No | 0.00% | Passed |
| 93 | Stafford | No | 11/7/2006 | 349 | Stafford | Change from 3 district method to all at-large. | \$0 | No | 0.00% | Passed |
| 96 | Sumner | No | 11/7/2006 | 360 | Caldwell | Change from 3 district method to all at-large. | \$0 | No | 0.00% | Passed |

Question Submitted Election Data 1995 - 2012

| County Number | County Name | Mail Ballot | Date | USD | USD Name | Purpose | Bond Amt | LOB | LOB Amt | LOB Yrs | Result |
|-----------------------|-------------|-------------|------------|-----|-------------------------|--|--------------|-----|---------|---------|--------|
| 97 | Thomas | No | 11/7/2006 | 316 | Golden Plains | Shall the method of electing member districts 1,2,3,4,5 & 6 for USD 316 Board of Education | \$0 | No | 0.00% | | Passed |
| 103 | Wilson | No | 11/7/2006 | 461 | Neodesha | Neodesha City & USD 461 - Joint Recreation. | \$0 | No | 0.00% | | Passed |
| 11 | Cherokee | Yes | 4/3/2007 | 404 | Riverton | Levy a tax of \$4.00 per year for fire station and community center | \$0 | No | 0.00% | | Failed |
| 40 | Harvey | No | 4/3/2007 | 369 | Burrton | Rec Commission with City of Burrton 1 Mill | \$0 | No | 0.00% | | Passed |
| 74 | Phillips | No | 8/2/2007 | 324 | Eastern Heights | School Consolidation with USD 238. | \$0 | No | 0.00% | | Passed |
| 92 | Smith | No | 8/2/2007 | 238 | West Smith County | School Consolidation with USD 324 | \$0 | No | 0.00% | | Passed |
| 35 | Gray | No | 11/7/2007 | 102 | Cimarron-Ensign | Change from 3 district method to all at-large. | \$0 | No | 0.00% | | Passed |
| 44 | Jefferson | No | 12/4/2007 | 340 | Jefferson West | Recreation Commission - 1 mill. | \$0 | No | 0.00% | | Failed |
| 56 | Lyon | No | 11/4/2008 | 252 | Southern Lyon County | Reorganizing board member district from 3 to 2. | \$0 | No | 0% | | Passed |
| 57 | Marion | No | 11/4/2008 | 410 | Durham-Hillsboro-Lehigh | Change from 6 member to 3 member. | \$0 | No | 0% | | Passed |
| 79 | Republic | No | 11/4/2008 | 426 | Pike Valley | Change from 6 dist. Method to 3 dist. Method. | \$0 | No | 0% | | Passed |
| 82 | Rooks | No | 11/4/2008 | 269 | Palco | Recreation Levy 1 mill | \$0 | No | 0% | | Passed |
| 22 | Doniphan | No | 2/3/2009 | 433 | Midway | Consolidated Election USD 111 | \$0 | No | 0% | | Passed |
| 22 | Doniphan | No | 2/3/2009 | 425 | Highland | Consolidated Election USD 111 | \$0 | No | 0% | | Passed |
| 45 | Jewell | No | 4/7/2009 | 107 | Rock Hills | Shall school districts 107 and 279 form a consolidated unified school district. | \$0 | No | 0% | | Passed |
| 45 | Jewell | No | 4/7/2009 | 279 | Jewell | Shall school districts 107 and 279 form a consolidated unified school district. | \$0 | No | 0% | | FAILED |
| 5 | Barton | No | 04/06/10 | 354 | Clatfin | USD 328 & 354 Consolidate | \$0 | No | 0% | | Passed |
| 27 | Ellsworth | No | 04/06/10 | 328 | Lorraine | USD 328 & 354 Consolidate | \$0 | No | 0% | | Passed |
| 42 | Hodgeman | No | 04/06/10 | 228 | Hanston | USD 496 & 228 Consolidate | \$0 | No | 0% | | Failed |
| 73 | Pawnee | No | 04/06/10 | 496 | Pawnee Heights | USD 496 & 228 Consolidate | \$0 | No | 0% | | Failed |
| 58 | Marshall | No | 05/25/10 | 488 | Axtell | USD 441 & 488 Consolidate | \$0 | No | 0% | | Passed |
| 66 | Nemaha | No | 05/25/10 | 441 | Sabetha | USD 441 & 488 Consolidate | \$0 | No | 0% | | Passed |
| 22 | Doniphan | No | 06/08/10 | 406 | Wathena | USD 406 & 486 Consolidate | \$0 | No | 0% | | Passed |
| 22 | Doniphan | No | 06/08/10 | 486 | Elwood | USD 406 & 486 Consolidate | \$0 | No | 0% | | Passed |
| 84 | Russell | No | 08/03/10 | 407 | Russell County | Change from district method to all at large. | \$0 | No | 0% | | Passed |
| 71 | Osborne | No | 11/01/10 | 392 | Osborne County | Change from 6 district method to a 3 district method | \$0 | No | 0% | | Passed |
| 49 | Kiowa | No | 11/02/10 | 424 | Mullinville | Dissolve district | \$0 | No | 0% | | Passed |
| 53 | Lincolln | No | 11/02/10 | 299 | Sylvan Grove | Change from 3 district method to 2 district method. | \$0 | No | 0% | | Passed |
| 66 | Nemaha | No | 11/02/10 | 442 | Nemaha Valley | USD 442 & 451 Consolidate | \$0 | No | 0% | | Passed |
| 66 | Nemaha | No | 11/02/10 | 451 | B & B | USD 442 & 451 Consolidate | \$0 | No | 0% | | Passed |
| 24 | Edwards | No | 4/5/2011 | 347 | Kinsley-Offerte | Conduct a joint recreation system with the City of Kinsley & USD 347 levy an annual tax on | \$0.00 | No | 0.0% | | Passed |
| 20 | Decatur | Yes | 12/13/2011 | 294 | Oberlin | Recreation System | \$0.00 | No | 0.0% | | Failed |
| 82 | Rooks | No | 8/7/2012 | 270 | Plainville | Recall Election USD 270 (Darlene Jones) | \$0.00 | No | 0.0% | | Passed |
| 25 | Elk | No | 11/6/2012 | 282 | West Elk | Change from 6 districts at large to 3 districts and an at large. | \$0.00 | No | 0.0% | | Passed |
| 21 | Dickinson | No | 11/6/2012 | 481 | Rural Vista | Change in method of election from 3 member districts to 2 member districts | \$0.00 | No | 0.0% | | Passed |
| 33 | Graham | No | 11/6/2012 | 281 | Graham County | Change from Voting Plan B to Voting Plan A. | \$0.00 | No | 0.0% | | Passed |
| 16 | Coffey | No | 11/6/2012 | 243 | Lebo-Waverly | Change in method of election from 3 member districts to 2 member districts | \$0.00 | No | 0.0% | | Passed |
| 12 | Cheyenne | No | 12/11/2012 | 103 | Cheylin | Change from 3 district method to all at-large. | \$0.00 | No | 0.0% | | Passed |
| Bond Elections | | | | | | | | | | | |
| 52 | Leavenworth | No | 1/17/1995 | 469 | Lansing | GO Bond | \$10,800,000 | No | | | Passed |
| 12 | Cheyenne | No | 1/24/1995 | 103 | Cheylin | GO Bonds | \$5,275,000 | No | | | Failed |
| 87 | Sedgewick | Yes | 1/26/1995 | 262 | Valley Center | School renovation | \$6,800,000 | No | | | Failed |
| 48 | Kingman | Yes | 1/30/1995 | 331 | Kingman - Norwich | Safety, remodel, & new construction | \$14,977,500 | No | | | Failed |
| 5 | Barton | No | 1/31/1995 | 355 | Ellinwood | GO Bonds | \$3,085,000 | No | | | Failed |
| 57 | Marion | No | 1/31/1995 | 398 | Peabody-Burns | GO Bonds | \$4,820,000 | No | | | Passed |
| 52 | Leavenworth | No | 1/31/1995 | 458 | Basehor-Linwood | GO Bond | \$13,950,000 | No | | | Failed |
| 52 | Leavenworth | No | 1/31/1995 | 453 | Leavenworth | GO Bond | \$30,000,000 | No | | | Failed |
| 5 | Barton | Yes | 2/1/1995 | 428 | Great Bend | GO Bonds | \$23,126,000 | No | | | Failed |
| 49 | Kiowa | No | 4/4/1995 | 422 | Greensburg | Cafeteria | \$980,000 | No | | | Failed |

Question Submitted Election Data 1995 - 2012

| County Number | County Name | Mail Ballot | Date | USD | USD Name | Purpose | Bond Amt | LOB Amt | LOB | LOB Yrs | Result |
|---------------|-------------|-------------|------------|-----|------------------------|--|--------------|---------|------|---------|--------|
| 81 | Riley | No | 4/4/1995 | 384 | Blue Valley-Randolph | GO Bonds | \$1,000,000 | No | No | | Failed |
| 78 | Reno | No | 4/4/1995 | 312 | Hutchinson | Bond-Mt. Hope | \$2,966,000 | No | No | | Passed |
| 78 | Reno | No | 4/4/1995 | 308 | Hutchinson | Bond-Grandview school | \$3,000,000 | No | No | | Failed |
| 5 | Barton | No | 4/4/1995 | 355 | Ellinwood | GO Bonds | \$3,085,000 | No | No | | Failed |
| 58 | Marshall | No | 4/4/1995 | 380 | Vermillion | New bldg, tech center, library | \$4,500,000 | No | No | | Failed |
| 59 | McPherson | No | 4/4/1995 | 400 | Smoky Valley | GO Bond - new high school/remodel existing school | \$11,980,000 | No | No | | Failed |
| 30 | Franklin | No | 4/4/1995 | 290 | Ottawa | School Bond-new middle & elem., remodel existing | \$19,200,000 | No | No | | Failed |
| 5 | Barton | No | 6/6/1995 | 354 | Clafin | GO Bonds | \$500,000 | No | No | | Failed |
| 40 | Harvey | Yes | 6/6/1995 | 369 | Burton | Auditorium | \$585,000 | No | No | | Failed |
| 40 | Harvey | Yes | 6/6/1995 | 369 | Burton | Classroom addition | \$1,350,000 | No | No | | Passed |
| 44 | Jefferson | No | 6/6/1995 | 339 | Jefferson County North | Special Bond to build new school | \$4,965,000 | No | No | | Passed |
| 58 | Marshall | No | 8/8/1995 | 380 | Vermillion | New k-6 bldg, library, renovation | \$2,800,000 | No | No | | Failed |
| 61 | Miami | No | 9/26/1995 | 367 | Oswatomic | Bonds for a new school | \$13,546,000 | No | No | | Failed |
| 56 | Lyon | No | 10/3/1995 | 252 | Southern Lyon County | Classroom remodeling & new classrooms | \$3,200,000 | No | No | | Passed |
| 24 | Edwards | No | 10/3/1995 | 347 | Kinsley-Offertle | School Bond-new elem.repairs to existing & new gym | \$4,200,000 | No | No | | Failed |
| 78 | Reno | No | 10/3/1995 | 313 | Buhler | Bond-Buhler schools | \$14,935,000 | No | No | | Failed |
| 57 | Marion | No | 10/10/1995 | 411 | Goessel | GO Bonds | \$2,600,000 | No | No | | Passed |
| 40 | Harvey | No | 10/17/1995 | 373 | Newton | New elementary & renovation to existing bldgs. | \$28,300,000 | No | No | | Passed |
| 19 | Crawford | No | 10/24/1995 | 250 | Pittsburg | Repairs, furnish, remodel to buildings & sites | \$24,950,000 | No | No | | Failed |
| 36 | Greeley | No | 11/7/1995 | 200 | Greeley County | GO Bond for gym | \$1,800,000 | No | No | | Failed |
| 96 | Sumner | No | 2/6/1996 | 359 | Argonia | GO Bonds | \$510,000 | No | 0.0% | | Passed |
| 78 | Reno | No | 2/6/1996 | 313 | Buhler | GO Bonds | \$16,000,000 | No | 0.0% | | Passed |
| 58 | Marshall | No | 2/20/1996 | 380 | Vermillion | GO Bonds new elem school | \$2,800,000 | No | 0.0% | | Passed |
| 12 | Cheyenne | No | 4/2/1996 | 103 | Cheylin | GO Bonds Gym addition and Classrooms 6-12 Bldg | \$840,000 | No | 0.0% | | Failed |
| 12 | Cheyenne | No | 4/2/1996 | 103 | Cheylin | GO Bonds Addition to K-5 Bldg | \$1,920,000 | No | 0.0% | | Failed |
| 12 | Cheyenne | No | 4/2/1996 | 103 | Cheylin | GO Bonds 6-12 Bldg Improvement | \$2,755,000 | No | 0.0% | | Failed |
| 5 | Barton | No | 4/2/1996 | 355 | Ellinwood | GO Bonds | \$3,150,000 | No | 0.0% | | Failed |
| 8 | Butler | No | 4/2/1996 | 431 | Hoisington | GO Bonds | \$3,700,000 | No | 0.0% | | Failed |
| 59 | McPherson | No | 4/2/1996 | 205 | Bluestem | GO Bonds | \$3,900,000 | No | 0.0% | | Failed |
| 88 | Seward | No | 4/2/1996 | 419 | Canton-Galva | GO Bonds | \$4,200,000 | No | 0.0% | | Passed |
| 61 | Miami | No | 4/2/1996 | 367 | Oswatomic | GO Bonds Classroom additions, repair and new const | \$6,500,000 | No | 0.0% | | Failed |
| 78 | Reno | No | 4/2/1996 | 309 | Nickerson | GO Bonds, New Elem Bldg, Tech lab MS | \$7,985,000 | No | 0.0% | | Passed |
| 6 | Bourbon | No | 4/2/1996 | 234 | Fort Scott | GO Bonds | \$9,939,000 | No | 0.0% | | Failed |
| 52 | Leavenworth | No | 4/2/1996 | 458 | Basehor-Linwood | GO Bonds | \$11,700,000 | No | 0.0% | | Passed |
| 54 | Linn | No | 5/7/1996 | 362 | Prairie View | GO Bonds New High School | \$13,400,000 | No | 0.0% | | Failed |
| 93 | Stafford | No | 5/14/1996 | 349 | Stafford | GO Bonds New Middle School | \$9,400,000 | No | 0.0% | | Passed |
| 9 | Chase | No | 5/21/1996 | 284 | Chase County | GO Bonds for New High School and Remodeling | \$3,700,000 | No | 0.0% | | Passed |
| 9 | Chase | No | 5/21/1996 | 284 | Chase County | GO Bonds Middle School Tech Lab, etc. | \$426,500 | No | 0.0% | | Passed |
| 18 | Cowley | No | 5/21/1996 | 470 | Arkansas City | GO Bonds New Library, Middle School improvements | \$564,000 | No | 0.0% | | Failed |
| 59 | McPherson | No | 6/11/1996 | 400 | Smoky Valley | GO Bonds ADA improvements | \$1,985,000 | No | 0.0% | | Passed |
| 4 | Barber | No | 8/6/1996 | 254 | Barber County North | GO Bonds | \$11,800,000 | No | 0.0% | | Passed |
| 87 | Sedgewick | No | 8/6/1996 | 262 | Valley Center | GO Bonds | \$10,894,000 | No | 0.0% | | Passed |
| 99 | Wabaunsee | Yes | 9/19/1996 | 330 | Mission Valley | GO Bonds | \$4,652,000 | No | 0.0% | | Failed |
| 93 | Stafford | No | 11/5/1996 | 350 | St. John-Hudson | GO Bonds | \$5,985,500 | No | 0.0% | | Failed |
| 40 | Harvey | No | 11/5/1996 | 439 | Sedgewick | GO Bonds Additions to Grade School and High School | \$1,174,000 | No | 0.0% | | Passed |
| 59 | McPherson | No | 11/5/1996 | 423 | Moundridge | GO Bonds | \$3,566,000 | No | 0.0% | | Passed |
| 8 | Butler | No | 11/5/1996 | 205 | Bluestem | GO Bonds | \$4,000,000 | No | 0.0% | | Failed |
| 8 | Butler | No | 11/5/1996 | 206 | Remington-Whitewater | GO Bonds | \$4,300,000 | No | 0.0% | | Failed |

Question Submitted Election Data 1995 - 2012

| County Number | County Name | Mail Ballot | Date | USD | USD Name | Purpose | Bond Amt | LOB Amt | LOB Yrs | Result |
|---------------|--------------|-------------|------------|-----|----------------------|---|---------------|---------|---------|--------|
| 78 | Reno | No | 11/5/1996 | 310 | Fairfield | GO Bonds | \$4,500,000 | No | 0.0% | Failed |
| 58 | Marshall | No | 11/5/1996 | 498 | Valley Heights | GO Bonds New Bldg and remodeling | \$4,893,000 | No | 0.0% | Failed |
| 8 | Butler | No | 11/5/1996 | 375 | Circle | GO Bonds | \$6,300,000 | No | 0.0% | Failed |
| 88 | Seward | No | 11/5/1996 | 483 | Kismet-Plains | GO Bonds School Construction | \$6,341,251 | No | 0.0% | Passed |
| 27 | Ellsworth | No | 11/5/1996 | 328 | Lorraine | GO Bonds K-12, K-8 and 9-12 facilities | \$8,600,000 | No | 0.0% | Passed |
| 30 | Franklin | No | 11/5/1996 | 290 | Ottawa | GO Bonds | \$11,675,000 | No | 0.0% | Passed |
| 46 | Johnson | No | 11/5/1996 | 232 | De Soto | GO Bonds New School Construction | \$57,000,000 | No | 0.0% | Failed |
| 25 | Elk | No | 1/27/1997 | 283 | Elk Valley | New high school building | \$3,600,000 | No | 0.0% | Failed |
| 1 | Allen | No | 1/28/1997 | 256 | Marmaton Valley | New School Building | \$2,250,000 | No | 0.0% | Passed |
| 58 | Marshall | No | 1/28/1997 | 488 | Axtell | Addition & remodeling of schools in Axtell & Bern | \$3,500,000 | No | 0.0% | Failed |
| 6 | Bourbon | No | 1/28/1997 | 235 | Uniontown | School improvements to elem. & high school | \$3,627,000 | No | 0.0% | Failed |
| 78 | Reno | No | 4/1/1997 | 308 | Hutchinson | Multipurpose gymnasium | \$2,700,000 | No | 0.0% | Passed |
| 58 | Marshall | No | 4/1/1997 | 408 | Valley Heights | Addition and remodeling of elem. and high school | \$2,900,000 | No | 0.0% | Failed |
| 57 | Marion | No | 4/1/1997 | 408 | Marion-Florence | Go Bond for addition to elem. and high school | \$3,500,000 | No | 0.0% | Passed |
| 58 | Marshall | No | 4/1/1997 | 488 | Axtell | Addition and remodeling of schools in Axtell & Bern | \$3,500,000 | No | 0.0% | Failed |
| 8 | Butler | No | 4/1/1997 | 375 | Circle | New middle school | \$6,000,000 | No | 0.0% | Failed |
| 99 | Wabaunsee | No | 4/1/1997 | 329 | Mill Creek Valley | New high school | \$8,989,000 | No | 0.0% | Failed |
| 5 | Barton | No | 4/1/1997 | 428 | Great Bend | School improvements to elem., middle & high school | \$21,800,000 | No | 0.0% | Passed |
| 96 | Sumner | No | 6/3/1997 | 357 | Belle Plaine | Added auditorium to high school & rooms to elem | \$565,000 | No | 0.0% | Passed |
| 22 | Doniphan | No | 6/3/1997 | 486 | Elwood | New gym | \$1,800,000 | No | 0.0% | Failed |
| 8 | Butler | No | 6/3/1997 | 206 | Remington-Whitewater | Renovations to existing schools | \$4,000,000 | No | 0.0% | Failed |
| 59 | McPherson | No | 6/3/1997 | 448 | Inman | New middle school | \$4,000,000 | No | 0.0% | Passed |
| 60 | Meade | No | 6/17/1997 | 225 | Fowler | New gymnasium facility | \$1,300,000 | No | 0.0% | Failed |
| 46 | Johnson | Yes | 9/9/1997 | 231 | Gardner-Edgerton | New high school & renovations to existing school | \$34,000,000 | No | 0.0% | Passed |
| 65 | Morton | No | 9/16/1997 | 218 | Elkhart | Renovation for elem. and high school | \$3,400,000 | No | 0.0% | Passed |
| 52 | Leavenworth | No | 10/7/1997 | 453 | Leavenworth | New middle school/remodeling 2 grade schools | \$19,800,000 | No | 0.0% | Passed |
| 46 | Johnson | Yes | 10/14/1997 | 233 | Olathe | Renovations to existing buildings | \$123,720,000 | No | 0.0% | Passed |
| 47 | Kearny | No | 10/21/1997 | 215 | Lakin | New middle and high school auto and welding shop | \$9,500,000 | No | 0.0% | Passed |
| 44 | Jefferson | No | 11/4/1997 | 338 | Valley Falls | Renovation of existing building | \$3,900,000 | No | 0.0% | Failed |
| 52 | Leavenworth | No | 11/4/1997 | 458 | Basehor-Linwood | New elem. center/remodel high school | \$16,750,000 | No | 0.0% | Passed |
| 87 | Sedgewick | Yes | 11/6/1997 | 261 | Haysville | New elementary school | \$21,872,000 | No | 0.0% | Passed |
| 18 | Cowley | No | 12/2/1997 | 462 | Central | New school | \$4,200,000 | No | 0.0% | Passed |
| 70 | Osage | No | 12/2/1997 | 434 | Santa Fe Trail | Renovations for high school and middle school | \$8,000,000 | No | 0.0% | Failed |
| 55 | Logan | Yes | 12/9/1997 | 274 | Oakley | Expansion to high school | \$3,000,000 | No | 0.0% | Failed |
| 46 | Johnson | Yes | 1/27/1998 | 229 | Blue Valley | New Buildings and Technology | \$166,799,907 | No | 0.0% | Passed |
| 22 | Doniphan | No | 2/17/1998 | 486 | Elwood | New Gymnasium | \$1,790,000 | No | 0.0% | Failed |
| 78 | Reno | No | 2/24/1998 | 309 | Nickerson | Construct Middle School | \$5,617,000 | No | 0.0% | Failed |
| 57 | Marion | No | 4/7/1998 | 397 | Centre | Bond Issue for additions to HS | \$945,000 | No | 0.0% | Passed |
| 21 | Dickinson | No | 4/7/1998 | 481 | Rural Vista | Repairs and renovation | \$3,800,000 | No | 0.0% | Passed |
| 98 | Trego | No | 4/7/1998 | 208 | WaKeeney | New High School | \$6,158,000 | No | 0.0% | Failed |
| 7 | Brown | No | 4/7/1998 | 415 | Hiawatha | New Middle School Building | \$7,190,000 | No | 0.0% | Passed |
| 61 | Miami | No | 4/7/1998 | 368 | Paola | New Elementary School | \$11,500,000 | No | 0.0% | Passed |
| 29 | Ford | No | 5/2/1998 | 443 | Dodge City | New High School and other renovations | \$45,500,000 | No | 0.0% | Passed |
| 96 | Sumner | No | 5/5/1998 | 358 | Oxford | New Construction | \$4,900,000 | No | 0.0% | Passed |
| 75 | Pottawatomie | Yes | 9/2/1998 | 323 | Rock Creek | Remodel and Renovate Rock Creek Jr-Sr. High | \$2,970,000 | No | 0.0% | Failed |
| 79 | Republic | No | 11/3/1998 | 455 | Hillcrest Rural | Addition to School | \$675,000 | No | 0.0% | Passed |
| 11 | Cherokee | No | 11/3/1998 | 404 | Riverton | Construct additional classrooms and library | \$750,000 | No | 0.0% | Passed |
| 80 | Rice | No | 11/3/1998 | 401 | Chase-Raymond | Remodeling | \$800,000 | No | 0.0% | Passed |
| 58 | Marshall | No | 11/3/1998 | 364 | Marysville | Remodeling and renovation to existing schools | \$1,300,000 | No | 0.0% | Passed |
| 87 | Sedgewick | No | 11/3/1998 | 265 | Goddard | High School Additions | \$1,330,000 | No | 0.0% | Passed |

Question Submitted Election Data 1995 - 2012

| County Number | County Name | Mail Ballot | Date | USD | USD Name | Purpose | Bond Amt | LOB Amt | LOB Yrs | Result |
|---------------|--------------|-------------|------------|-----|----------------------|---|--------------|---------|---------|--------|
| 85 | Saline | No | 11/3/1998 | 307 | Ell-Saline | Bond Issue | \$1,680,000 | No | 0.0% | Passed |
| 58 | Marshall | No | 11/3/1998 | 498 | Valley Heights | Remodeling and renovation to existing schools | \$1,900,000 | No | 0.0% | Passed |
| 39 | Harper | No | 11/3/1998 | 361 | Anthony-Harper | Gymnasium addition | \$1,920,000 | No | 0.0% | Failed |
| 6 | Bourbon | No | 11/3/1998 | 235 | Uniontown | Construction and Renovation | \$2,000,000 | No | 0.0% | Passed |
| 22 | Doniphan | No | 11/3/1998 | 486 | Elwood | New Gymnasium | \$2,200,000 | No | 0.0% | Passed |
| 78 | Reno | No | 11/3/1998 | 312 | Haven | Additions to Existing Schools | \$4,500,000 | No | 0.0% | Passed |
| 39 | Harper | No | 11/3/1998 | 361 | Anthony-Harper | HS addition and repair | \$4,940,000 | No | 0.0% | Failed |
| 35 | Gray | No | 11/3/1998 | 371 | Montezuma | Classroom, media center, tech lab and renovation | \$5,100,000 | No | 0.0% | Failed |
| 4 | Barber | No | 11/3/1998 | 254 | Barber County North | Remodel High School and Middle School | \$6,000,000 | No | 0.0% | Failed |
| 78 | Reno | No | 11/3/1998 | 309 | Nickerson | Construct Middle School and AC | \$6,313,552 | No | 0.0% | Passed |
| 44 | Jefferson | No | 11/3/1998 | 343 | Perry | Renovations and remodeling schools | \$9,400,000 | No | 0.0% | Failed |
| 28 | Finney | No | 11/3/1998 | 363 | Holcomb | New Elementary school, MS and HS addition | \$12,000,000 | No | 0.0% | Passed |
| 23 | Douglas | No | 11/3/1998 | 497 | Lawrence | New Elementary Building and other remodeling | \$16,600,000 | No | 0.0% | Passed |
| 19 | Crawford | No | 11/3/1998 | 250 | Pittsburg | School Bond Issue | \$17,900,000 | No | 0.0% | Failed |
| 87 | Sedgwick | No | 11/3/1998 | 267 | Renwick | New High School and Other Improvements | \$18,980,500 | No | 0.0% | Passed |
| 61 | Miami | No | 11/3/1998 | 416 | Louisburg | New High School | \$19,000,000 | No | 0.0% | Passed |
| 87 | Sedgwick | No | 11/3/1998 | 265 | Goddard | Construct New Schools | \$24,535,000 | No | 0.0% | Passed |
| 89 | Shawnee | No | 11/3/1998 | 501 | Topeka | Air Conditioning and Technology | \$30,000,000 | No | 0.0% | Passed |
| 28 | Finney | No | 11/3/1998 | 457 | Garden City | New HS and improvements to 2 Elementary Schools | \$35,500,000 | No | 0.0% | Failed |
| 105 | Wyandotte | No | 11/3/1998 | 202 | Turner-Kansas City | New High School + renovations and additions | \$39,998,463 | No | 0.0% | Passed |
| 8 | Butler | No | 11/3/1998 | 385 | Andover | Construct 3 new schools and other renovations | \$52,000,000 | No | 0.0% | Passed |
| 85 | Saline | No | 11/3/1998 | 305 | Salina | Bond Issue | \$98,800,000 | No | 0.0% | Passed |
| 70 | Osage | No | 1/12/1999 | 420 | Osage City | New High School and other remodeling | \$6,500,000 | No | 0.0% | Passed |
| 25 | Elk | No | 1/19/1999 | 283 | Elk Valley | Renovations, construction and equipment | \$1,800,000 | No | 0.0% | Passed |
| 65 | Morton | No | 1/30/1999 | 217 | Rolla | Addition and renovation of existing building | \$20,000,000 | No | 0.0% | Failed |
| 29 | Ford | No | 2/2/1999 | 381 | Spearville | Football field and track surface | \$514,620 | No | 0.0% | Passed |
| 29 | Ford | No | 2/2/1999 | 381 | Spearville | School construction and addition | \$1,576,325 | No | 0.0% | Passed |
| 75 | Pottawatomie | No | 2/2/1999 | 323 | Rock Creek | Additions and renovation of 6-12 bldg | \$2,620,000 | No | 0.0% | Failed |
| 101 | Washington | No | 2/2/1999 | 222 | Washington | New Elementary School and Administration Bldg | \$3,300,000 | No | 0.0% | Passed |
| 38 | Hamilton | No | 2/2/1999 | 494 | Syracuse | New School Construction | \$7,850,000 | No | 0.0% | Passed |
| 30 | Franklin | No | 2/2/1999 | 288 | Central Heights | New High School | \$7,900,000 | No | 0.0% | Failed |
| 71 | Osborne | No | 4/6/1999 | 392 | Osborne County | Repair and renovate HS and Jr. High | \$2,250,000 | No | 0.0% | Passed |
| 70 | Osage | No | 4/6/1999 | 454 | Burlingame | New High School and remodeling | \$3,400,000 | No | 0.0% | Passed |
| 19 | Crawford | No | 4/6/1999 | 246 | Northeast | Building Additions, Remodeling and Equipment | \$4,000,000 | No | 0.0% | Failed |
| 39 | Harper | No | 4/6/1999 | 361 | Anthony-Harper | Remodeling and additions to schools | \$4,040,000 | No | 0.0% | Failed |
| 4 | Barber | No | 4/6/1999 | 254 | Barber County North | Building Renovations | \$5,800,000 | No | 0.0% | Failed |
| 50 | Labette | No | 4/6/1999 | 503 | Parsons | Middle School Renovation | \$6,300,000 | No | 0.0% | Passed |
| 44 | Jefferson | No | 4/6/1999 | 343 | Perry | New School Construction | \$14,860,000 | No | 0.0% | Failed |
| 81 | Riley | No | 6/8/1999 | 378 | Riley County | School GO Bonds | \$555,000 | No | 0.0% | Passed |
| 81 | Riley | No | 6/8/1999 | 378 | Riley County | School GO Bonds | \$1,630,000 | No | 0.0% | Passed |
| 96 | Sumner | No | 6/8/1999 | 360 | Caldwell | New High School | \$5,000,000 | No | 0.0% | Failed |
| 56 | Lyon | No | 6/8/1999 | 252 | Southern Lyon County | School Improvements Bond Issue | \$6,400,000 | No | 0.0% | Passed |
| 86 | Scott | No | 6/8/1999 | 466 | Scott County | New High School and improvements | \$18,000,000 | No | 0.0% | Failed |
| 8 | Butler | Yes | 6/8/1999 | 375 | Circle | Construct, Furnish and Equipment New School Bldgs | \$18,600,000 | No | 0.0% | Passed |
| 46 | Johnson | Yes | 6/8/1999 | 232 | De Soto | Construct and Equip New Facilities | \$42,500,000 | No | 0.0% | Passed |
| 80 | Rice | Yes | 6/15/1999 | 376 | Sterling | New School Construction | \$5,000,000 | No | 0.0% | Failed |
| 44 | Jefferson | No | 8/10/1999 | 338 | Valley Falls | New School Construction | \$4,130,000 | No | 0.0% | Failed |
| 22 | Doniphan | No | 8/31/1999 | 429 | Troy | New elementary building and ADA compliance | \$5,950,000 | No | 0.0% | Failed |
| 87 | Sedgwick | No | 9/21/1999 | 260 | Derby | New Elementary School and other additions | \$16,193,951 | No | 0.0% | Passed |
| 37 | Greenwood | No | 10/30/1999 | 389 | Eureka | Elementary School | \$9,000,000 | No | 0.0% | Passed |

Question Submitted Election Data 1995 - 2012

| County Number | County Name | Mail Ballot | Date | USD | USDName | Purpose | BondAmt | LOB Amt | LOB Yrs | Result |
|---------------|-------------|-------------|-----------|-----|---------------------|--|---------------|---------|---------|--------|
| 8 | Butler | No | 11/2/1999 | 402 | Augusta | Renovations, Modifications and Improvements | \$1,053,000 | No | 0.0% | Passed |
| 8 | Butler | No | 11/2/1999 | 396 | Douglas | Building Improvements and remodeling | \$7,000,000 | No | 0.0% | Passed |
| 96 | Sumner | No | 11/2/1999 | 353 | Wellington | New High School | \$27,000,000 | No | 0.0% | Failed |
| 87 | Sedgwick | Yes | 11/4/1999 | 264 | Clearwater | New High School and other improvements | \$24,000,000 | No | 0.0% | Failed |
| 48 | Kingman | No | 11/5/1999 | 331 | Kingman - Norwich | GO Bonds for New construction | \$11,050,000 | No | 0.0% | Passed |
| 28 | Finney | No | 11/9/1999 | 457 | Garden City | Additions to 2 elementary schools | \$6,500,000 | No | 0.0% | Passed |
| 103 | Wilson | No | 1/25/2000 | 461 | Neodesha | Expansion of school bldgs | \$3,900,000 | No | 0.0% | Passed |
| 46 | Johnson | Yes | 1/25/2000 | 230 | Spring Hill | Remodel school buildings | \$26,700,000 | No | 0.0% | Failed |
| 46 | Johnson | Yes | 1/25/2000 | 231 | Gardner-Edgerton | Remodel schools | \$41,500,000 | No | 0.0% | Passed |
| 3 | Atchison | No | 2/9/2000 | 377 | Atchison County | Construct Elem Bldg and renovate other | \$6,600,000 | No | 0.0% | Passed |
| 87 | Sedgwick | Yes | 3/2/2000 | 263 | Mulvane | New community center | \$5,900,000 | No | 0.0% | Failed |
| 8 | Butler | No | 3/7/2000 | 492 | Flinthills | Remodel Science Rooms and ADA compliance | \$4,500,000 | No | 0.0% | Failed |
| 8 | Butler | No | 3/7/2000 | 492 | Flinthills | Building Addition | \$4,500,000 | No | 0.0% | Failed |
| 5 | Barton | No | 4/4/2000 | 355 | Ellinwood | Physical Education Bldg. | \$2,000,000 | No | 0.0% | Passed |
| 101 | Washington | No | 4/4/2000 | 223 | Barnes | Renovations to the schools | \$2,500,000 | No | 0.0% | Failed |
| 4 | Barber | No | 4/4/2000 | 254 | Barber County North | Construct and renovate elem, middle and HS | \$3,800,000 | No | 0.0% | Passed |
| 5 | Barton | No | 4/4/2000 | 355 | Ellinwood | renovate elem and middle schools | \$4,188,000 | No | 0.0% | Passed |
| 76 | Pratt | No | 4/4/2000 | 382 | Pratt | New High School | \$21,789,000 | No | 0.0% | Failed |
| 96 | Sumner | No | 4/4/2000 | 353 | Wellington | New HS and renovations | \$28,200,000 | No | 0.0% | Failed |
| 87 | Sedgwick | No | 4/4/2000 | 259 | Wichita | New Construction and Renovation | \$284,500,000 | No | 0.0% | Failed |
| 3 | Atchison | No | 4/6/2000 | 409 | Atchison | New Buildings and renovation | \$27,000,000 | No | 0.0% | Failed |
| 44 | Jefferson | No | 4/11/2000 | 338 | Valley Falls | Classrooms and PE facility | \$3,490,000 | No | 0.0% | Failed |
| 105 | Wyandotte | No | 5/3/2000 | 204 | Bonner Springs | New PE bldg and remodeling | \$18,200,000 | No | 0.0% | Passed |
| 58 | Marshall | No | 5/9/2000 | 488 | Axtell | PE Facilities | \$2,995,000 | No | 0.0% | Passed |
| 16 | Coffey | No | 5/9/2000 | 243 | Lebo-Waverly | school buildings | \$4,970,000 | No | 0.0% | Passed |
| 63 | Montgomery | No | 5/16/2000 | 445 | Coffeyville | New elem, renovate existing bldgs | \$47,500,000 | No | 0.0% | Failed |
| 89 | Shawnee | Yes | 5/18/2000 | 437 | Auburn Washburn | Elementary and admin bldg improvement | \$9,200,000 | No | 0.0% | Passed |
| 96 | Sumner | No | 5/23/2000 | 357 | Belle Plaine | Football and track improvements and classrooms | \$900,000 | No | 0.0% | Passed |
| 21 | Dickinson | No | 5/23/2000 | 473 | Chapman | HVAC and electrical upgrades | \$1,000,000 | No | 0.0% | Passed |
| 96 | Sumner | No | 5/23/2000 | 509 | South Haven | gym and school improvements | \$2,250,000 | No | 0.0% | Passed |
| 99 | Wabaunsee | No | 6/6/2000 | 330 | Mission Valley | Bond Issue Construct new K-8 Bldg, HVAC High Sch. | \$7,385,000 | No | 0.0% | Failed |
| 80 | Rice | No | 8/31/2000 | 405 | Lyons | Remodel and additions to existing schools | \$4,883,000 | No | 0.0% | Passed |
| 5 | Barton | No | 11/7/2000 | 354 | Ciudad | AC school buildings | \$250,000 | No | 0.0% | Passed |
| 98 | Trego | No | 11/7/2000 | 208 | WaKeeney | renovate HS and elementary | \$2,900,000 | No | 0.0% | Passed |
| 35 | Gray | No | 11/7/2000 | 371 | Montezuma | Addition to Elem and HS | \$3,600,000 | No | 0.0% | Passed |
| 5 | Barton | No | 11/7/2000 | 431 | Hoisington | renovate elementary and HS | \$4,189,687 | No | 0.0% | Passed |
| 78 | Reno | No | 11/7/2000 | 308 | Hutchinson | Technology Equipment | \$4,695,000 | No | 0.0% | Passed |
| 14 | Clay | No | 11/7/2000 | 379 | Clay County | renovate existing buildings | \$6,230,000 | No | 0.0% | Passed |
| 99 | Wabaunsee | No | 11/7/2000 | 329 | Mill Creek Valley | School improvements | \$6,950,000 | No | 0.0% | Passed |
| 41 | Haskell | No | 11/7/2000 | 374 | Sublette | School improvements | \$7,400,000 | No | 0.0% | Passed |
| 5 | Barton | No | 11/7/2000 | 431 | Hoisington | New Activity Center | \$7,868,419 | No | 0.0% | Passed |
| 30 | Franklin | No | 11/7/2000 | 289 | Wellsville | Construction/renovation elementary bldgs | \$8,700,000 | No | 0.0% | Passed |
| 34 | Grant | No | 11/7/2000 | 214 | Ulysses | Remodeling schools | \$10,288,000 | No | 0.0% | Passed |
| 87 | Sedgwick | No | 11/7/2000 | 264 | Clearwater | New High School | \$19,600,000 | No | 0.0% | Failed |
| 87 | Sedgwick | No | 11/7/2000 | 266 | Maize | New Middle School | \$32,915,000 | No | 0.0% | Passed |
| 28 | Finney | No | 11/7/2000 | 457 | Garden City | Second High School | \$33,000,000 | No | 0.0% | Failed |
| 56 | Lyon | No | 11/7/2000 | 253 | Emporia | New Elementary Schools | \$35,000,000 | No | 0.0% | Passed |
| 46 | Johnson | No | 11/7/2000 | 230 | Olathe | Build and remodel schools | \$60,000,000 | No | 0.0% | Passed |
| 19 | Crawford | No | 1/23/2001 | 250 | Pittsburg | Improvements, Additions, Renovations, and Remodels | \$11,950,000 | No | 0.0% | Passed |
| 63 | Montgomery | No | 1/23/2001 | 445 | Coffeyville | Build a new Elementary School | \$26,412,000 | No | 0.0% | Failed |

Question Submitted Election Data 1995 - 2012

| County Number | County Name | Mail Ballot | Date | USD | USD Name | Purpose | Bond Amt | LOB Amt | LOB Yrs | Result |
|---------------|--------------|-------------|-----------|-----|------------------|--|---------------|---------|---------|--------|
| 96 | Sumner | No | 1/30/2001 | 360 | Caldwell | Renovations and additions | \$4,800,000 | No | 0.0% | Passed |
| 68 | Ness | No | 4/3/2001 | 302 | Bazine | Roof Repair at High School | \$525,000 | No | 0.0% | Passed |
| 87 | Sedgewick | No | 4/3/2001 | 268 | Cheney | Improvements and remodeling on various schools | \$1,240,000 | No | 0.0% | Passed |
| 46 | Johnson | No | 4/3/2001 | 230 | Spring Hill | New school site | \$2,500,000 | No | 0.0% | Failed |
| 46 | Johnson | No | 4/3/2001 | 230 | Spring Hill | Additions to Middle and High School | \$12,505,000 | No | 0.0% | Failed |
| 89 | Shawnee | No | 4/3/2001 | 501 | Topeka | Sports park facility | \$24,500,000 | No | 0.0% | Passed |
| 63 | Montgomery | No | 4/3/2001 | 445 | Coffeyville | Build a new Elementary School | \$24,800,000 | No | 0.0% | Failed |
| 105 | Wyandotte | No | 4/3/2001 | 500 | Kansas City | Districtwide Facility Improvements | \$120,000,000 | No | 0.0% | Passed |
| 20 | Decatur | No | 6/5/2001 | 294 | Oberlin | Repairs and renovations | \$5,613,000 | No | 0.0% | Failed |
| 96 | Sumner | No | 6/8/2001 | 353 | Wellington | Renovations and new high school | \$26,900,000 | No | 0.0% | Passed |
| 78 | Reno | No | 10/9/2001 | 311 | Pretty Prairie | Remodel Physical Ed Facility | \$4,810,000 | No | 0.0% | Failed |
| 11 | Cherokee | No | 11/6/2001 | 404 | Riverton | Construct new gym, science classrooms and commons | \$3,200,000 | No | 0.0% | Failed |
| 11 | Cherokee | No | 11/6/2001 | 404 | Riverton | Construct new gym, science classrooms and commons | \$3,200,000 | No | 0.0% | Failed |
| 19 | Crawford | No | 11/6/2001 | 246 | Northeast | Additions, remodeling, and furnishing buildings | \$4,299,000 | No | 0.0% | Passed |
| 96 | Sumner | No | 11/6/2001 | 356 | Conway Springs | Renovations and remodeling | \$4,350,000 | No | 0.0% | Passed |
| 23 | Douglas | No | 11/6/2001 | 348 | Baldwin City | New upper Elementary School, Grades 3-5 | \$7,900,000 | No | 0.0% | Passed |
| 23 | Douglas | No | 11/6/2001 | 491 | Eudora | New High School Building | \$16,080,000 | No | 0.0% | Passed |
| 63 | Montgomery | No | 3/12/2002 | 445 | Coffeyville | Construct a new elementary | \$19,975,000 | No | 0.0% | Passed |
| 78 | Reno | No | 4/2/2002 | 311 | Pretty Prairie | Addition and renovation to hs, md, and elem bldgs | \$1,755,000 | No | 0.0% | Passed |
| 65 | Morton | No | 4/2/2002 | 217 | Rolla | Build New K-5, Gym, 7-12 Science | \$4,000,000 | No | 0.0% | Passed |
| 83 | Rush | No | 5/7/2002 | 395 | LaCrosse | New High School | \$5,200,000 | No | 0.0% | Failed |
| 40 | Harvey | No | 5/7/2002 | 460 | Hesston | Improve, renovate, and construct k-12 buildings | \$13,700,000 | No | 0.0% | Passed |
| 86 | Scott | No | 5/7/2002 | 466 | Scott County | Renovation of local high school | \$14,750,000 | No | 0.0% | Passed |
| 64 | Morris | No | 5/7/2002 | 417 | Morris County | Build a new high school | \$15,940,000 | No | 0.0% | Failed |
| 2 | Anderson | No | 5/7/2002 | 365 | Garnett | New building and repairs | \$16,000,000 | No | 0.0% | Failed |
| 46 | Johnson | No | 5/21/2002 | 232 | De Soto | School Buildings | \$91,200,000 | No | 0.0% | Failed |
| 89 | Shawnee | No | 9/4/2002 | 450 | Shawnee Heights | Auditorium, Equipment, and Technology | \$32,500,000 | No | 0.0% | Failed |
| 55 | Logan | No | 11/5/2002 | 274 | Oakley | Gym and classrooms | \$1,750,000 | No | 0.0% | Failed |
| 66 | Nemaha | No | 11/5/2002 | 441 | Sabetha | Refurbish & add to existing school buildings | \$4,290,000 | No | 0.0% | Failed |
| 99 | Wabauisee | No | 11/5/2002 | 330 | Mission Valley | Constructing and improving a K-8 attendance center | \$6,820,000 | No | 0.0% | Passed |
| 87 | Sedgewick | No | 11/5/2002 | 264 | Clearwater | New High School | \$12,850,000 | No | 0.0% | Passed |
| 89 | Shawnee | No | 11/5/2002 | 320 | Wamego | Renovations & Additions to H.S. and West Elem. Bld | \$16,940,000 | No | 0.0% | Passed |
| 46 | Johnson | No | 11/5/2002 | 450 | Shawnee Heights | Auditorium, Equipment, and Technology | \$32,500,000 | No | 0.0% | Failed |
| 19 | Crawford | No | 1/21/2003 | 250 | Pittsburg | School Buildings | \$76,750,000 | No | 0.0% | Passed |
| 52 | Leavenworth | No | 1/21/2003 | 469 | Lansing | Construct, equip new bus maintenance facility | \$11,950,000 | No | 0.0% | Passed |
| 52 | Leavenworth | No | 1/21/2003 | 458 | Baschior-Linwood | New Elem School and addition to HS | \$16,830,000 | No | 0.0% | Failed |
| 30 | Franklin | No | 1/21/2003 | 290 | Ottawa | New middle school and addition to Elem School | \$29,990,000 | No | 0.0% | Failed |
| 52 | Leavenworth | No | 1/28/2003 | 449 | Easton | Construction and furnishing Additions | \$36,000,000 | No | 0.0% | Failed |
| 75 | Pottawatomie | No | 4/1/2003 | 323 | Rock Creek | New Elementary School | \$5,900,000 | No | 0.0% | Passed |
| 30 | Franklin | No | 4/1/2003 | 288 | Central Heights | Lease purchase agreement for school addition | \$900,000 | No | 0.0% | Passed |
| 102 | Wichita | No | 4/1/2003 | 467 | Leoti | Addition and furnishings | \$3,995,000 | No | 0.0% | Passed |
| 3 | Atchison | No | 4/1/2003 | 409 | Atchison | Elementary and High school addition | \$10,600,000 | No | 0.0% | Failed |
| 52 | Leavenworth | No | 4/1/2003 | 458 | Baschior-Linwood | Addition and renovation to school buildings | \$15,000,000 | No | 0.0% | Passed |
| 23 | Douglas | No | 4/1/2003 | 497 | Lawrence | New middle school and addition to Elem School | \$29,990,000 | No | 0.0% | Failed |
| 87 | Sedgewick | No | 6/3/2003 | 262 | Valley Center | Renovations and New Construction | \$59,000,000 | No | 0.0% | Failed |
| 21 | Dickinson | No | 6/3/2003 | 435 | Abilene | Athletic fields | \$4,800,000 | No | 0.0% | Passed |
| 18 | Cowley | No | 6/6/2003 | 465 | Winfield | Renovations, AC and other improvements | \$4,951,763 | No | 0.0% | Passed |
| 46 | Johnson | No | 9/9/2003 | 233 | Olathe | Renovation and Improvements | \$24,000,000 | No | 0.0% | Passed |
| 43 | Jackson | No | 10/7/2003 | 336 | Holton | New school computers and technology | \$73,500,000 | No | 0.0% | Passed |
| | | No | | | | Elementary and middle school | \$18,000,000 | No | 0.0% | Failed |

Question Submitted Election Data 1995 - 2012

| County Number | County Name | Mail Ballot | Date | USD | USD Name | Purpose | Bond Amt | LOB Amt | LOB Yrs | Result |
|---------------|--------------|-------------|-----------|-----|----------------------|---|---------------|---------|---------|--------|
| 45 | Jewell | No | 11/4/2003 | 278 | Mankato | Roof replacement | \$400,000 | No | 0.0% | Passed |
| 42 | Hodgeman | No | 11/4/2003 | 227 | Jetmore | Renovations and school improvements | \$4,982,000 | No | 0.0% | Passed |
| 46 | Johnson | No | 12/9/2003 | 230 | Spring Hill | Elementary and high school technology | \$48,600,000 | No | 0.0% | Passed |
| 8 | Butler | No | 3/2/2004 | 206 | Remington-Whitewater | Improvements for grade, high, middle school. | \$8,700,000 | No | 0.0% | Failed |
| 46 | Johnson | No | 4/6/2004 | 512 | Shawnee Mission | New sites/building renovation. | \$184,000,000 | No | 0.0% | Passed |
| 93 | Stafford | No | 5/4/2004 | 350 | St. John-Hudson | Classroom addition and remodeling. | \$1,300,000 | No | 0.0% | Passed |
| 8 | Butler | No | 5/4/2004 | 394 | Rose Hill | Build and remodel Rose Hill Schools. | \$25,514,000 | No | 0.0% | Passed |
| 87 | Sedgewick | No | 5/7/2004 | 263 | Mulvane | Construct and equip gym (Mulvane) | \$1,030,000 | No | 0.0% | Passed |
| 87 | Sedgewick | No | 5/7/2004 | 263 | Mulvane | Construct, furnish and equip additions. | \$9,039,000 | No | 0.0% | Passed |
| 40 | Harvey | No | 5/11/2004 | 440 | Halstead | Addition to High School. | \$3,275,000 | No | 0.0% | Passed |
| 40 | Harvey | No | 5/11/2004 | 440 | Halstead | Addition to High School. | \$7,405,000 | No | 0.0% | Passed |
| 67 | Neosho | No | 5/11/2004 | 101 | Erie | Addition to Primary School | \$14,130,000 | No | 0.0% | Failed |
| 8 | Butler | No | 5/25/2004 | 490 | El Dorado | Construct, renovate, and improve schools. | \$36,500,000 | No | 0.0% | Failed |
| 87 | Sedgewick | No | 6/11/2004 | 265 | Goddard | Acquire site, construct, furnish, equip facility. | \$23,900,000 | No | 0.0% | Passed |
| 89 | Shawnee | No | 8/3/2004 | 345 | Seman | High School and Junior High Bldgs. | \$8,000,000 | No | 0.0% | Failed |
| 89 | Shawnee | No | 9/2/2004 | 450 | Shawnee Heights | Building additions to facilities. | \$2,500,000 | No | 0.0% | Passed |
| 89 | Shawnee | No | 9/2/2004 | 450 | Shawnee Heights | Fine Arts and Sports Facilities. | \$4,125,000 | No | 0.0% | Failed |
| 89 | Shawnee | No | 9/2/2004 | 450 | Shawnee Heights | High School and other facilities. | \$23,345,000 | No | 0.0% | Passed |
| 101 | Washington | No | 11/2/2004 | 223 | Bames | Renovations at Hanover, and Linn Schools. | \$1,500,000 | No | 0.0% | Passed |
| 2 | Anderson | No | 11/2/2004 | 479 | Crest | Add on construction | \$1,754,000 | No | 0.0% | Failed |
| 50 | Labette | No | 11/2/2004 | 506 | Labette County | New addition to High School. | \$2,210,000 | No | 0.0% | Failed |
| 8 | Butler | No | 11/2/2004 | 206 | Remington-Whitewater | Add on construction Remington High School. | \$2,345,000 | No | 0.0% | Failed |
| 92 | Smith | No | 11/2/2004 | 237 | Smith Center | Renovation for Grade School | \$3,000,000 | No | 0.0% | Failed |
| 60 | Meade | No | 11/2/2004 | 226 | Meade | Renovations and improvements. | \$4,998,000 | No | 0.0% | Passed |
| 8 | Butler | No | 11/2/2004 | 206 | Remington-Whitewater | Construct, equip, furnish, renovate. | \$6,595,000 | No | 0.0% | Failed |
| 50 | Labette | No | 11/2/2004 | 506 | Labette County | Renovate existing schools. | \$7,785,000 | No | 0.0% | Passed |
| 64 | Morris | No | 11/2/2004 | 417 | Morris County | High school additions and improvements. | \$8,714,000 | No | 0.0% | Failed |
| 44 | Jefferson | No | 11/2/2004 | 343 | Perry | Miscellaneous Improvements | \$9,970,000 | No | 0.0% | Passed |
| 52 | Leavenworth | No | 11/2/2004 | 464 | Tonganoxie | Construct new middle and, renovate existing bldgs | \$25,300,000 | No | 0.0% | Passed |
| 30 | Franklin | No | 11/2/2004 | 290 | Ottawa | Construct new school and remodel and demolish. | \$25,900,000 | No | 0.0% | Passed |
| 61 | Miami | No | 1/27/2005 | 368 | Paola | School improvements & resurfacing the football field. | \$7,000,000 | No | 0.0% | Failed |
| 61 | Miami | No | 1/27/2005 | 367 | Osawatimic | High school addition. | \$9,950,000 | No | 0.0% | Passed |
| 8 | Butler | Yes | 2/1/2005 | 490 | El Dorado | Remodeling the elementary school building. | \$9,560,000 | No | 0.0% | Failed |
| 8 | Butler | Yes | 2/1/2005 | 490 | El Dorado | Additions and renovations to high school building. | \$25,940,000 | No | 0.0% | Failed |
| 46 | Johnson | Yes | 2/1/2005 | 231 | Gardner-Edgerton | New school construction | \$49,973,000 | No | 0.0% | Passed |
| 46 | Johnson | Yes | 2/1/2005 | 229 | Blue Valley | School sites, facilities and technology. | \$279,980,000 | No | 0.0% | Passed |
| 19 | Crawford | No | 4/5/2005 | 249 | Frontenac | Additions to schools. | \$5,900,000 | No | 0.0% | Passed |
| 8 | Butler | No | 4/5/2005 | 490 | El Dorado | Renovation of 5 elementary school buildings. | \$6,800,000 | No | 0.0% | Failed |
| 23 | Douglas | No | 4/5/2005 | 497 | Lawrence | Technology improvements | \$8,900,000 | No | 0.0% | Passed |
| 8 | Butler | No | 4/5/2005 | 490 | El Dorado | Renovations for middle school building. | \$9,560,000 | No | 0.0% | Failed |
| 8 | Butler | No | 4/5/2005 | 490 | El Dorado | High school addition and remodeling. | \$19,140,000 | No | 0.0% | Passed |
| 63 | Montgomery | No | 4/5/2005 | 446 | Independence | New elementary & updates to buildings | \$22,890,000 | No | 0.0% | Failed |
| 52 | Leavenworth | No | 4/5/2005 | 469 | Lansing | New K-5 elementary school, an auditorium to High School. | \$23,600,000 | No | 0.0% | Passed |
| 23 | Douglas | No | 4/5/2005 | 497 | Lawrence | Facility improvements, new JR Hi and improvements to all secondary schools | \$54,000,000 | No | 0.0% | Passed |
| 92 | Smith | No | 6/7/2005 | 237 | Smith Center | Elementary school remodel. | \$3,000,000 | No | 0.0% | Failed |
| 8 | Butler | No | 6/7/2005 | 206 | Remington-Whitewater | Improvements to all buildings (high school, middle school & elementary school). | \$6,940,000 | No | 0.0% | Passed |
| 64 | Morris | No | 6/7/2005 | 417 | Morris County | Additions & improvements to High School | \$8,120,000 | No | 0.0% | Failed |
| 76 | Pratt | No | 6/7/2005 | 382 | Pratt | New high school. | \$14,500,000 | No | 0.0% | Passed |
| 87 | Sedgewick | No | 6/7/2005 | 261 | Haysville | New schools & building renovations. | \$49,000,000 | No | 0.0% | Passed |
| 75 | Pottawatomie | No | 8/2/2005 | 320 | Wamego | New sports complex & improve existing track. | \$3,400,000 | No | 0.0% | Failed |

Question Submitted Election Data 1995 - 2012

| County Number | County Name | Mail Ballot | Date | USD | USD Name | Purpose | Bond Amt | LOB Amt | LOB Yrs | Result |
|---------------|--------------|-------------|------------|-----|-------------------------|---|---------------|---------|---------|--------|
| 105 | Wyandotte | No | 9/13/2005 | 204 | Bonner Springs | New elementary school and other facilities. | \$18,700,000 | No | 0.0% | Passed |
| 8 | Butler | No | 9/27/2005 | 385 | Andover | 3 new elementary schools and renovate to high school. | \$39,680,000 | No | 0.0% | Passed |
| 63 | Montgomery | No | 10/4/2005 | 446 | Independence | Construct new elementary & renovate other buildings | \$24,300,000 | No | 0.0% | Failed |
| 31 | Geary | No | 10/18/2005 | 475 | Geary County | Bond issue for new middle school and new elementary school. | \$33,000,000 | No | 0.0% | Passed |
| 52 | Leavenworth | No | 11/1/2005 | 458 | Baschior-Linwood | Additions to elementary facilities, middle school, New K-5 facility. | \$22,990,000 | No | 0.0% | Failed |
| 1 | Allen | No | 11/8/2005 | 258 | Humboldt | Construct New gymnasium. | \$5,900,000 | No | 0.0% | Passed |
| 70 | Osage | No | 11/8/2005 | 434 | Santa Fe Trail | Bond issue for facility improvements. | \$15,900,000 | No | 0.0% | Failed |
| 105 | Wyandotte | No | 11/15/2005 | 202 | Turner-Kansas City | New stadium complex including football, soccer & track fields. | \$9,900,000 | No | 0.0% | Failed |
| 67 | Neosho | No | 2/7/2006 | 413 | Chanute | Bond issue for new high school building & Improvements to Rayster Middle School & New | \$42,690,000 | No | 0.00% | Passed |
| 72 | Ottawa | No | 3/7/2006 | 239 | North Ottawa County | Go Bond for classrooms, gym and renovations | \$9,485,000 | No | 0.00% | Failed |
| 72 | Ottawa | No | 4/4/2006 | 240 | Twin Valley | Go Bond for gym in Tescott. | \$875,000 | No | 0.00% | Failed |
| 29 | Ford | No | 4/4/2006 | 443 | Dodge City | Go Bond for additions to classrooms and gym. | \$4,675,000 | No | 0.00% | Failed |
| 57 | Marion | No | 4/4/2006 | 408 | Marion-Florence | Lease purchase to finance new Elementary School. | \$7,980,000 | No | 0.00% | Passed |
| 63 | Montgomery | No | 6/6/2006 | 446 | Independence | Bond issue for Fine Arts Bldg, Auditorium, New Physical Education, District-Wide Commu | \$8,000,000 | No | 0.00% | Passed |
| 78 | Reno | No | 6/6/2006 | 313 | Buhler | Bond issue for new gym & refurbish. | \$18,900,000 | No | 0.00% | Failed |
| 72 | Ottawa | No | 11/7/2006 | 239 | North Ottawa County | GO Bonds for wrestling room, storage, etc. | \$37,000,000 | No | 0.00% | Failed |
| 59 | McPherson | No | 11/7/2006 | 423 | Moundridge | General obligation bonds to construct, furnish and equip an addition and make renovations t | \$1,200,000 | No | 0.00% | Passed |
| 78 | Reno | No | 11/7/2006 | 313 | Buhler | GO Bonds athletic facilities | \$1,500,000 | No | 0.00% | Failed |
| 61 | Miami | No | 11/7/2006 | 416 | Louisburg | Proposition #2 - Improvement to stadium. | \$2,240,000 | No | 0.00% | Passed |
| 72 | Ottawa | No | 11/7/2006 | 239 | North Ottawa County | Go Bonds for practice gym, etc. | \$2,512,000 | No | 0.00% | Failed |
| 72 | Ottawa | No | 11/7/2006 | 240 | Twin Valley | Go Bonds for classrooms, gym, artroom, etc. | \$4,995,000 | No | 0.00% | Passed |
| 72 | Ottawa | No | 11/7/2006 | 239 | North Ottawa County | Go Bond for classroom and kitchen. | \$5,473,000 | No | 0.00% | Passed |
| 75 | Pottawatomie | No | 11/7/2006 | 323 | Rock Creek | Go Bonds for new elementary school at St. George; VoAg Bldg at Rock Creek Jr/Sr High C; | \$11,485,000 | No | 0.00% | Passed |
| 11 | Cherokee | No | 11/7/2006 | 508 | Baxter Springs | General Obligation Bonds. | \$14,000,000 | No | 0.00% | Failed |
| 70 | Osage | No | 11/7/2006 | 434 | Santa Fe Trail | Bonds for new middle school and high school improvements | \$14,500,000 | No | 0.00% | Failed |
| 61 | Miami | No | 11/7/2006 | 416 | Louisburg | Proposition #1 - New elementary school. | \$21,135,000 | No | 0.00% | Passed |
| 67 | Neosho | No | 11/7/2006 | 101 | Erie | Bond issue for new high school building. | \$24,000,000 | No | 0.00% | Failed |
| 78 | Reno | No | 11/7/2006 | 313 | Buhler | GO Bonds renovation and additional classrooms | \$30,950,000 | No | 0.00% | Failed |
| 78 | Reno | No | 11/7/2006 | 308 | Hutchinson | Building improvements | \$78,800,000 | No | 0.00% | Passed |
| 46 | Johnson | No | 11/7/2006 | 232 | De Soto | Bonds for schools. | \$105,700,000 | No | 0.00% | Failed |
| 70 | Osage | No | 1/23/2007 | 434 | Santa Fe Trail | Bond issue to improve high school attendance center. | \$14,535,000 | No | 0.00% | Failed |
| 102 | Wichita | No | 4/3/2007 | 467 | Leoti | Bond issue for auxiliary gym. | \$1,216,000 | No | 0.00% | Failed |
| 102 | Sedgwick | No | 4/3/2007 | 467 | Leoti | Bond issue for new elementary facility. | \$8,000,000 | No | 0.00% | Failed |
| 57 | Marion | No | 6/5/2007 | 410 | Durham-Hillsboro-Lehigh | Bond issue for new school buildings. | \$58,885,000 | No | 0.00% | Passed |
| 50 | Labette | No | 6/5/2007 | 505 | Chetopa-St. Paul | Building additions and athletic facilities | \$6,625,000 | No | 0.00% | Passed |
| 67 | Neosho | No | 6/5/2007 | 505 | Chetopa-St. Paul | Construct and equip additions and remodeling of high schools | \$8,500,000 | No | 0.00% | Passed |
| 11 | Cherokee | Yes | 9/18/2007 | 508 | Baxter Springs | Bond issue for school improvements. | \$8,500,000 | No | 0.00% | Passed |
| 46 | Johnson | Yes | 9/18/2007 | 232 | De Soto | Construct, furnish and equip a new middle school (grades 5-8), including demolition of exi; | \$14,000,000 | No | 0.00% | Failed |
| 67 | Neosho | No | 9/18/2007 | 101 | Erie | Remoding high schools | \$19,500,000 | No | 0.00% | Failed |
| 46 | Johnson | Yes | 9/18/2007 | 232 | De Soto | Bond issue for new High School. | \$24,814,431 | No | 0.00% | Passed |
| 46 | Johnson | Yes | 9/18/2007 | 232 | De Soto | Bond issue new construction | \$51,000,000 | No | 0.00% | Failed |
| 105 | Wyandotte | Yes | 10/16/2007 | 202 | Turner-Kansas City | Bond to upgrade school buildings and to construct a stadium complex. | \$12,500,000 | No | 0.00% | Failed |
| 46 | Johnson | Yes | 10/16/2007 | 233 | Olathe | Bond issue additions to buildings | \$138,000,000 | No | 0.00% | Passed |
| 52 | Leavenworth | No | 10/25/2007 | 458 | Baschior-Linwood | New middle school; new elementary school; build additions. | \$39,900,000 | No | 0.00% | Passed |
| 78 | Reno | Yes | 11/3/2007 | 313 | Buhler | Bond issue for middle school improvements | \$4,800,000 | No | 0.00% | Failed |
| 78 | Reno | Yes | 11/3/2007 | 313 | Buhler | Bond issue for various school building improvements | \$34,600,000 | No | 0.00% | Failed |
| 87 | Sedgwick | No | 11/6/2007 | 267 | Renwick | Bond issue for school building improvements. | \$4,481,620 | No | 0.00% | Failed |
| 66 | Nemaha | No | 11/6/2007 | 442 | Nemaha Valley | Bond issue for new elementary/jr. high building. | \$6,355,000 | No | 0.00% | Passed |
| 87 | Sedgwick | No | 11/6/2007 | 267 | Renwick | Bond issue for school building improvements. | \$8,597,660 | No | 0.00% | Passed |

Question Submitted Election Data 1995 - 2012

| County Number | County Name | Mail Ballot | Date | USD | USD Name | Purpose | Bond Amt | LOB Amt | LOB Yrs | Result |
|---------------|--------------|-------------|------------|-----|-------------------|--|---------------|---------|---------|--------|
| 87 | Sedgwick | No | 11/6/2007 | 267 | Renwick | Bond issue for school building improvements. | \$9,697,800 | No | 0.00% | Passed |
| 3 | Atchison | Yes | 11/6/2007 | 377 | Atchison County | Bond issue for new elementary purchase, equipping, furnishing, repairing, remodeling to be | \$19,450,076 | No | 0.00% | Failed |
| 40 | Harvey | Yes | 11/6/2007 | 373 | Newton | Bond issue construct, furnish & equip additions existing buildings and new vocational build | \$29,910,000 | No | 0.00% | Passed |
| 23 | Douglas | No | 11/6/2007 | 491 | Eudora | General obligation bonds for school construction | \$45,000,000 | No | 0.00% | Passed |
| 87 | Sedgwick | No | 11/6/2007 | 265 | Goddard | Bond issue for new school buildings. | \$83,714,700 | No | 0.00% | Passed |
| 89 | Shawnee | No | 11/8/2007 | 437 | Auburn Washburn | Bond issue school building | \$67,950,000 | No | 0.00% | Passed |
| 43 | Jackson | No | 11/13/2007 | 335 | North Jackson | Bond issue for new addition. | \$3,000,000 | No | 0.00% | Passed |
| 105 | Wyandotte | No | 11/13/2007 | 203 | Piper-Kansas City | Bond issue to upgrade school building and to construct a new school. | \$29,962,000 | No | 0.00% | Passed |
| 22 | Doniphan | No | 1/29/2008 | 406 | Wathena | Classrooms gym, football field and track. | \$4,750,000 | No | 0% | FAILED |
| 102 | Wichita | No | 2/5/2008 | 467 | Leoti | New grade school. | \$5,500,000 | No | 0% | FAILED |
| 35 | Gray | No | 4/1/2008 | 476 | Copeland | New grade school & Jr. High School. | \$4,000,000 | No | 0% | Passed |
| 73 | Pawnee | No | 4/1/2008 | 495 | Ft. Larned | School improvements and renovations | \$13,500,000 | No | 0% | FAILED |
| 19 | Crawford | No | 4/8/2008 | 250 | Pittsburg | Additions to grade school. | \$6,100,000 | No | 0% | Passed |
| 44 | Jefferson | No | 5/6/2008 | 338 | Valley Falls | Fitness addition, new commons, classrooms. | \$3,500,000 | No | 0% | Passed |
| 8 | Butler | No | 5/6/2008 | 402 | Augusta | \$48,000,000 Bond Issue | \$48,000,000 | No | 0% | Passed |
| 87 | Sedgwick | No | 6/3/2008 | 261 | Haysville | New school building | \$57,525,000 | No | 0% | FAILED |
| 26 | Ellis | No | 8/5/2008 | 432 | Victoria | School improvements | \$3,500,000 | No | 0% | Passed |
| 64 | Morris | No | 8/5/2008 | 417 | Morris County | High school improvements. | \$8,770,000 | No | 0% | Passed |
| 3 | Atchison | No | 8/5/2008 | 377 | Atchison County | New elementary & remodeling. | \$19,890,000 | No | 0% | FAILED |
| 39 | Harper | No | 11/4/2008 | 361 | Anthony-Harper | School Improvements, construction and equipment | \$1,500,000 | No | 0% | FAILED |
| 60 | Meade | No | 11/4/2008 | 225 | Fowler | Multi-purpose facility. | \$1,940,000 | No | 0% | Passed |
| 12 | Cheyenne | No | 11/4/2008 | 297 | St. Francis | New gymnasium. | \$2,500,000 | No | 0% | FAILED |
| 39 | Harper | No | 11/4/2008 | 361 | Anthony-Harper | Additions to elementary school | \$6,500,000 | No | 0% | Passed |
| 66 | Nemaha | No | 11/4/2008 | 441 | Sabetha | Additions and renovations to schools | \$8,345,000 | No | 0% | Passed |
| 80 | Rice | No | 11/4/2008 | 376 | Sterling | New grade school & renovations. | \$20,800,000 | No | 0% | Passed |
| 43 | Jackson | No | 11/4/2008 | 336 | Holton | School Buildings | \$21,300,000 | No | 0% | FAILED |
| 95 | Stevens | No | 11/4/2008 | 210 | Hugoton | School Buildings | \$22,857,000 | No | 0% | Passed |
| 23 | Douglas | No | 11/4/2008 | 348 | Baldwin City | School Buildings | \$22,900,000 | No | 0% | Passed |
| 58 | Marshall | No | 11/4/2008 | 364 | Marysville | GO Bonds | \$25,000,000 | No | 0% | FAILED |
| 21 | Dickinson | No | 11/4/2008 | 487 | Herrington | Additions to middle school and high school | \$29,900,000 | No | 0% | FAILED |
| 52 | Leavenworth | No | 11/4/2008 | 453 | Leavenworth | Additions and renovations, construction of new elementary school | \$57,800,000 | No | 0% | Passed |
| 46 | Johnson | No | 11/4/2008 | 233 | Olathe | New schools | \$68,000,000 | No | 0% | Passed |
| 46 | Johnson | No | 11/4/2008 | 232 | De Soto | Repairs and renovations. | \$75,000,000 | No | 0% | Passed |
| 87 | Sedgwick | No | 11/4/2008 | 259 | Wichita | New school and other improvements. | \$370,000,000 | No | 0% | Passed |
| 28 | Finney | No | 11/5/2008 | 457 | Garden City | New high school & renovating elementary school & middle school. | \$97,500,000 | No | 0% | Passed |
| 81 | Riley | No | 11/5/2008 | 383 | Manhattan-Ogden | Improvement to existing schools | \$97,500,000 | No | 0% | Passed |
| 19 | Crawford | No | 1/27/2009 | 248 | Girard | Bond issue to build indoor swimming pool. | \$2,425,000 | No | 0% | FAILED |
| 19 | Crawford | No | 1/27/2009 | 248 | Girard | Bond issue for elementary expansion and athletic. | \$22,050,000 | No | 0% | FAILED |
| 29 | Ford | No | 1/27/2009 | 443 | Dodge City | Acquire/Remodel New Building & Extend Existing Middle School. | \$59,800,000 | No | 0% | FAILED |
| 63 | Montgomery | No | 2/3/2009 | 446 | Independence | School Bond for construction, renovations, furnish and equip additions to schools. | \$45,100,000 | No | 0% | Passed |
| 85 | Saline | No | 4/7/2009 | 307 | Ell-Saline | Proposition 2: Bonds construction of new district office at Ell-Saline, Middle/High School. | \$385,000 | No | 0% | FAILED |
| 85 | Saline | No | 4/7/2009 | 307 | Ell-Saline | Proposition 1: Bonds for construction & equipment. Ell-Saline Middle/High School. | \$6,815,000 | No | 0% | Passed |
| 21 | Dickinson | No | 4/7/2009 | 473 | Chapman | Demolish, renovate, construct, furnish and equip high school, middle school. Acquire a site | \$8,200,000 | No | 0% | Passed |
| 78 | Reno | No | 4/7/2009 | 310 | Fairfield | Bond issue to construct and renovate high school/middle school. | \$9,000,000 | No | 0% | FAILED |
| 102 | Wichita | No | 6/9/2009 | 467 | Leoti | Bond issue to replace existing elementary school, construct vo ag building and install every | \$4,500,000 | No | 0% | Passed |
| 4 | Barber | No | 6/9/2009 | 255 | South Barber | Remodel High School into K-12 Attendance Center | \$8,825,000 | No | 0% | FAILED |
| 78 | Reno | Yes | 10/15/2009 | 310 | Fairfield | Bond issue to construct and renovate high school/middle school. | \$3,500,000 | No | 0% | FAILED |
| 25 | Elik | No | 11/3/2009 | 282 | West Elk | Bond issue for new elementary and improvements to other existing Jr/Sr High School, etc. | \$5,500,000 | No | 0% | FAILED |
| 75 | Pottawatomie | No | 11/3/2009 | 320 | Wamego | Bond issue to construct equip & furnish improvements to Central Elementary School. | \$9,300,000 | No | 0% | Passed |
| 21 | Dickinson | No | 11/3/2009 | 487 | Herrington | Construct, equip & furnish a new elementary school. Renovate the high school, kitchen and | \$14,900,000 | No | 0% | Passed |

Question Submitted Election Data 1995 - 2012

| County Number | County Name | Mail Ballot | Date | USD | USD Name | Purpose | Bond Amt | LOB Amt | LOB | LOB Yrs | Result |
|---------------|--------------|-------------|-----------|-----|------------------|---|------------------|---------|------|---------|--------|
| 87 | Sedgwick | No | 12/8/2009 | 263 | Mulvane | Bond issue for new Pre-K-12 building & other improvements. | \$40,000,000 | No | 0% | | FAILED |
| 15 | Cloud | No | 04/06/10 | 334 | Southern Cloud | K-12 School Building | \$9,995,000 | No | 0% | | Failed |
| 4 | Barber | No | 06/08/10 | 255 | South Barber | School Construction | \$7,400,000 | No | 0% | | Failed |
| 36 | Greeley | No | 11/02/10 | 200 | Greeley County | Repair, remodel & improve elementary school. | \$4,810,000 | No | 0% | | Passed |
| 4 | Barber | No | 11/02/10 | 255 | South Barber | School Construction | \$7,400,000 | No | 0% | | Failed |
| 2 | Anderson | No | 11/02/10 | 365 | Garnett | Elementary School | \$14,500,000 | No | 0% | | Passed |
| 29 | Ford | No | 11/02/10 | 443 | Dodge City | New middle school. | \$35,000,000 | No | 0% | | Failed |
| 8 | Butler | No | 11/02/10 | 490 | El Dorado | New elementary & middle school. | \$36,105,000 | No | 0% | | Passed |
| 91 | Sherman | No | 4/5/2011 | 352 | Goodland | Bond issue for capital improvements. | \$14,900,000.00 | No | 0.0% | | Failed |
| 52 | Leavenworth | No | 4/5/2011 | 464 | Tonganoxie | Bond issue for new elementary school and improvements to high school. | \$26,900,000.00 | No | 0.0% | | Failed |
| 46 | Johnson | Yes | 6/13/2011 | 230 | Spring Hill | New Elem School and other improvements | \$39,000,000.00 | No | 0.0% | | Passed |
| 46 | Johnson | Yes | 2/6/2012 | 231 | Gardner-Edgerton | New Schools | \$72,790,000.00 | No | 0.0% | | Passed |
| 46 | Johnson | Yes | 2/6/2012 | 229 | Blue Valley | Repair, remodel, make addition to buildings. | \$271,285,031.00 | No | 0.0% | | Passed |
| 44 | Jefferson | No | 4/3/2012 | 340 | Jefferson West | Facilities renovations | \$3,611,000.00 | No | 0.0% | | Passed |
| 52 | Leavenworth | Yes | 4/3/2012 | 449 | Easton | Additions to elementary school | \$4,000,000.00 | No | 0.0% | | Passed |
| 35 | Gray | No | 4/3/2012 | 102 | Cimarron-Ensign | New classrooms, cafeteria & PE area. | \$5,300,000.00 | No | 0.0% | | Passed |
| 70 | Osage | No | 4/3/2012 | 420 | Osage City | School addition. | \$6,772,500.00 | No | 0.0% | | Passed |
| 87 | Sedgwick | No | 4/3/2012 | 260 | Derby | New Middle School and other renovations | \$66,640,000.00 | No | 0.0% | | Passed |
| 29 | Ford | No | 4/24/2012 | 381 | Spearville | Construct & furnish addition to High School. | \$8,285,000.00 | No | 0.0% | | Passed |
| 59 | McPherson | No | 5/8/2012 | 448 | Inman | Improvements to existing buildings | \$4,535,000.00 | No | 0.0% | | Passed |
| 11 | Cherokee | No | 5/8/2012 | 508 | Baxter Springs | Renovations, improvements, and additions to all school buildings. | \$8,000,000.00 | No | 0.0% | | Passed |
| 87 | Sedgwick | No | 5/8/2012 | 263 | Mulvane | Renovations to existing buildings | \$13,400,000.00 | No | 0.0% | | Passed |
| 54 | Linn | No | 5/15/2012 | 362 | Prairie View | Improvements including storm shelter. | \$900,000.00 | No | 0.0% | | Failed |
| 54 | Linn | No | 5/15/2012 | 362 | Prairie View | New buildings and building improvements | \$12,800,000.00 | No | 0.0% | | Failed |
| 75 | Pottawatomie | No | 5/22/2012 | 323 | Rock Creek | Baseball Facilities | \$3,700,000.00 | No | 0.0% | | Failed |
| 75 | Pottawatomie | No | 5/22/2012 | 323 | Rock Creek | New Classrooms | \$4,420,000.00 | No | 0.0% | | Passed |
| 59 | McPherson | No | 5/22/2012 | 419 | Canton-Galva | Addition to HS and MS for classrooms | \$8,550,000.00 | No | 0.0% | | Passed |
| 27 | Ellsworth | No | 6/5/2012 | 327 | Ellsworth | Remodel, furnish and equip additions. | \$11,300,000.00 | No | 0.0% | | Failed |
| 78 | Reno | No | 6/5/2012 | 313 | Buhler | New Elementary Bldg, renovate MS and HS | \$44,995,000.00 | No | 0.0% | | Passed |
| 54 | Linn | No | 6/12/2012 | 346 | Jayhawk | New buildings and building improvements. | \$10,000,000.00 | No | 0.0% | | Passed |
| 24 | Edwards | No | 11/6/2012 | 347 | Kinsley-Offerle | New high school gym & other improvements throughout the district. | \$5,900,000.00 | No | 0.0% | | Passed |
| 79 | Republic | No | 11/6/2012 | 109 | Republic County | Addition to high school (to move K-6 in to school). | \$12,000,000.00 | No | 0.0% | | Failed |
| 89 | Shawnee | No | 11/6/2012 | 450 | Shawnee Heights | Renovating and improving the District's facilities | \$17,500,000.00 | No | 0.0% | | Passed |
| 52 | Leavenworth | No | 11/6/2012 | 464 | Tonganoxie | New Elementary School | \$27,200,000.00 | No | 0.0% | | Passed |
| 52 | Leavenworth | No | 11/6/2012 | 469 | Lansing | New high school | \$73,000,000.00 | No | 0.0% | | Passed |
| 3 | Atchison | No | 11/7/2012 | 409 | Atchison | MS and HS improvements | \$8,815,000.00 | No | 0.0% | | Passed |

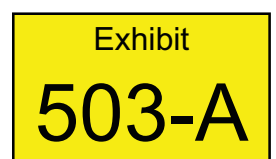
From: Ted Carter <tcarter@kasb.org>
Date: May 29, 2014 at 8:50:24 AM CDT
To: John Robb <johnrobb@robblaw.com>
Cc: Jim Hays <jhays@kasb.org>, "John Heim (johnh@kasb.org)" <johnh@kasb.org>, Mark Tallman <mtallman@kasb.org>
Subject: Re: Elections

John,

Attached is the information on Questions Submitted Elections from 1995-2012.

Please let me know if you have questions or need anything else.

Ted Carter
Research Specialist
Kansas Association of School Boards
1420 SW Arrowhead Road Topeka, Kansas 66604-4024
Phone: 785.273.3600 Fax: 785.273.7580 Toll Free: 800.432.2471



| County Number | County Name | Ballot | Date | USD | USDName | Purpose | LOB | | Result |
|---------------|-------------|--------|-----------|-----|------------------------|---|----------|--------------|--------|
| | | | | | | | Bond Amt | LOB Amt | |
| 52 | Leavenworth | No | 1/17/1995 | 469 | Lansing | GO Bond | No | \$10,800,000 | Passed |
| 12 | Cheyenne | No | 1/24/1995 | 103 | Cheylin | GO Bonds | No | \$5,275,000 | Failed |
| 87 | Sedgwick | Yes | 1/26/1995 | 262 | Valley Center | School renovation | No | \$6,800,000 | Failed |
| 48 | Kingman | Yes | 1/30/1995 | 331 | Kingman - Norwich | Safety, remodel, & new construction | No | \$14,977,500 | Failed |
| 5 | Barton | No | 1/31/1995 | 355 | Ellinwood | GO Bonds | No | \$3,085,000 | Failed |
| 52 | Leavenworth | No | 1/31/1995 | 453 | Leavenworth | GO Bond | No | \$30,000,000 | Failed |
| 52 | Leavenworth | No | 1/31/1995 | 458 | Basehor-Linwood | GO Bond | No | \$13,950,000 | Failed |
| 57 | Marion | No | 1/31/1995 | 398 | Peabody-Burns | GO Bonds | No | \$4,820,000 | Passed |
| 5 | Barton | Yes | 2/1/1995 | 428 | Great Bend | GO Bonds | No | \$23,126,000 | Failed |
| 87 | Sedgwick | Yes | 2/2/1995 | 260 | Derby | Recreation system. Not to exceed 1 mill | No | \$0 | Failed |
| 3 | Atchison | No | 4/4/1995 | 377 | Atchison County | GO Bonds | Yes | \$0 | Failed |
| 5 | Barton | No | 4/4/1995 | 355 | Ellinwood | School Bond-new middle & elem., remodel existing | No | \$3,085,000 | Failed |
| 30 | Franklin | No | 4/4/1995 | 290 | Ottawa | Cafeteria | No | \$19,200,000 | Failed |
| 49 | Kiowa | No | 4/4/1995 | 422 | Greensburg | | No | \$980,000 | Failed |
| 56 | Lyon | No | 4/4/1995 | 253 | Emporia | | Yes | \$0 | Failed |
| 58 | Marshall | No | 4/4/1995 | 380 | Vermillion | New bldg, tech center, library | Yes | \$4,500,000 | Failed |
| 59 | McPherson | No | 4/4/1995 | 400 | Smoky Valley | GO Bond - new high school/remodel existing school | No | \$11,980,000 | Failed |
| 78 | Reno | No | 4/4/1995 | 308 | Hutchinson | Bond-Grandview school | No | \$3,000,000 | Failed |
| 78 | Reno | No | 4/4/1995 | 308 | Hutchinson | | Yes | \$0 | Passed |
| 78 | Reno | No | 4/4/1995 | 312 | Haven | Bond-Mt. Hope | Yes | \$2,966,000 | Passed |
| 80 | Rice | No | 4/4/1995 | 401 | Chase-Raymond | | Yes | \$0 | Failed |
| 81 | Riley | No | 4/4/1995 | 384 | Blue Valley-Randolph | | No | \$0 | Failed |
| 83 | Rush | No | 4/4/1995 | 395 | LaCrosse | Closing of Rush Center School Bldg | Yes | \$0 | Passed |
| 85 | Saline | No | 4/4/1995 | 307 | Ell-Saline | | Yes | \$0 | Failed |
| 86 | Scott | No | 4/4/1995 | 466 | Scott County | | Yes | \$0 | Passed |
| 87 | Sedgwick | No | 4/4/1995 | 261 | Haysville | Haysville joint recreation commission | No | \$0 | Failed |
| 102 | Wichita | No | 4/4/1995 | 467 | Leoti | Closing of High Plains Elem. school | Yes | \$0 | Passed |
| 80 | Rice | No | 5/4/1995 | 405 | L Lyons | | Yes | \$0 | Failed |
| 52 | Leavenworth | No | 5/23/1995 | 464 | Tonganoxie | | Yes | \$0 | Failed |
| 5 | Barton | No | 6/6/1995 | 354 | Clafin | GO Bonds | No | \$500,000 | Failed |
| 40 | Harvey | Yes | 6/6/1995 | 369 | Burton | Classroom addition | No | \$1,350,000 | Passed |
| 40 | Harvey | Yes | 6/6/1995 | 369 | Burton | Auditorium | No | \$585,000 | Failed |
| 44 | Jefferson | No | 6/6/1995 | 339 | Jefferson County North | Special Bond to build new school | No | \$4,965,000 | Passed |
| 46 | Johnson | Yes | 6/6/1995 | 229 | Blue Valley | Recreation commission - tax levy increase 1 mil | No | \$0 | Failed |
| 81 | Riley | No | 6/6/1995 | 383 | Manhattan-Ogden | | No | \$0 | Failed |
| 7 | Brown | Yes | 6/13/1995 | 415 | Hiawatha | | Yes | \$0 | Failed |
| 21 | Dickinson | No | 6/27/1995 | 487 | Herington | | Yes | \$0 | Failed |
| 37 | Greenwood | No | 7/18/1995 | 389 | Eureka | | Yes | \$0 | Passed |
| 57 | Marion | No | 7/18/1995 | 398 | Peabody-Burns | Capital outlay 4 mill | No | \$0 | Failed |
| 85 | Saline | No | 7/18/1995 | 307 | Ell-Saline | Close Brookville Elementary Bldg | No | \$0 | Passed |
| 89 | Shawnee | No | 8/1/1995 | 437 | Auburn Washburn | | Yes | \$0 | Passed |
| 58 | Marshall | No | 8/8/1995 | 380 | Vermillion | New k-6 bldg, library, renovation | No | \$2,800,000 | Failed |
| 52 | Leavenworth | No | 8/22/1995 | 453 | Leavenworth | Bonds for a new school | Yes | \$0 | Failed |
| 61 | Miami | No | 9/26/1995 | 367 | Osawatimie | School Bond-new elem.,repairs to existing & new gym | No | \$13,546,000 | Failed |
| 24 | Edwards | No | 10/3/1995 | 347 | Kinsley-Offlerle | Classroom remodeling & new classrooms | No | \$4,200,000 | Failed |
| 56 | Lyon | No | 10/3/1995 | 252 | Southern Lyon County | | No | \$3,200,000 | Passed |

Question Submitted Election Data

1995 - to present year

| County Number | County Name | Mail | | Date | USD | USDName | Purpose | LOB | | | Result |
|---------------|-------------|--------|--------|------------|-----|----------------------|--|--------------|-----|---------|--------|
| | | Ballot | Ballot | | | | | Bond Amt | LOB | LOB Yrs | |
| 78 | Reno | No | No | 10/3/1995 | 313 | Buhler | Bond-Buhler schools | \$14,935,000 | No | | Failed |
| 57 | Marion | No | No | 10/10/1995 | 411 | Goessel | GO Bonds | \$2,600,000 | No | | Passed |
| 8 | Butler | Yes | Yes | 10/17/1995 | 394 | Rose Hill | | \$0 | Yes | 6.0% | Failed |
| 40 | Harvey | No | No | 10/17/1995 | 373 | Newton | New elementary & renovation to existing bldgs. | \$28,300,000 | No | | Passed |
| 19 | Crawford | No | No | 10/24/1995 | 250 | Pittsburg | Repairs, furnish, remodel to buildings & sites | \$24,950,000 | No | | Failed |
| 36 | Greeley | No | No | 11/7/1995 | 200 | Greeley County | GO Bond for gym | \$1,800,000 | No | | Failed |
| 5 | Barton | No | No | 2/6/1996 | 431 | Hoisington | | \$0 | Yes | 25.0% | Failed |
| 5 | Barton | No | No | 2/6/1996 | 431 | Hoisington | Lease Purchase Agreement | \$0 | No | 0.0% | Failed |
| 78 | Reno | No | No | 2/6/1996 | 313 | Buhler | GO Bonds | \$16,000,000 | No | 0.0% | Failed |
| 96 | Sumner | No | No | 2/6/1996 | 359 | Argonia | GO Bonds | \$510,000 | No | 0.0% | Passed |
| 58 | Marshall | No | No | 2/20/1996 | 380 | Vermillion | GO Bonds new elem school | \$2,800,000 | No | 0.0% | Passed |
| 5 | Barton | No | No | 4/2/1996 | 355 | Ellinwood | GO Bonds | \$3,150,000 | No | 0.0% | Failed |
| 5 | Barton | No | No | 4/2/1996 | 431 | Hoisington | GO Bonds | \$3,700,000 | No | 0.0% | Failed |
| 6 | Bourbon | No | No | 4/2/1996 | 234 | Fort Scott | GO Bonds | \$11,700,000 | No | 0.0% | Passed |
| 8 | Butler | No | No | 4/2/1996 | 205 | Bluestem | GO Bonds | \$3,900,000 | No | 0.0% | Failed |
| 12 | Cheyenne | No | No | 4/2/1996 | 103 | Cheylin | GO Bonds 6-12 Bldg Improvement | \$2,755,000 | No | 0.0% | Failed |
| 12 | Cheyenne | No | No | 4/2/1996 | 103 | Cheylin | GO Bonds Addition to K-5 Bldg | \$1,920,000 | No | 0.0% | Failed |
| 12 | Cheyenne | No | No | 4/2/1996 | 103 | Cheylin | GO Bonds Gym addition and Classrooms 6-12 Bldg | \$840,000 | No | 0.0% | Failed |
| 33 | Graham | No | No | 4/2/1996 | 281 | Hill City | Shall the Bogue Grade School be Closed | \$0 | No | 0.0% | Failed |
| 52 | Leavenworth | No | No | 4/2/1996 | 458 | Basehor-Linwood | GO Bonds New High School | \$13,400,000 | No | 0.0% | Failed |
| 59 | McPherson | No | No | 4/2/1996 | 419 | Canton-Galva | GO Bonds | \$4,200,000 | No | 0.0% | Passed |
| 61 | Miami | No | No | 4/2/1996 | 367 | Osawatomie | GO Bonds, New Elem Bldg. Tech lab MS | \$7,985,000 | No | 0.0% | Passed |
| 78 | Reno | No | No | 4/2/1996 | 309 | Nickerson | GO Bonds | \$9,939,000 | No | 0.0% | Failed |
| 88 | Seward | No | No | 4/2/1996 | 480 | Liberal | GO Bonds Classroom additions, repair and new const | \$6,500,000 | No | 0.0% | Failed |
| 90 | Sheridan | No | No | 4/2/1996 | 412 | Hoxie Community | Recreation Commission levy 1 mill | \$0 | No | 0.0% | Failed |
| 55 | Logan | No | No | 4/30/1996 | 274 | Oakley | Capital Outlay Levy 4 Mills | \$0 | No | 0.0% | Failed |
| 54 | Linn | No | No | 5/7/1996 | 362 | Prairie View | GO Bonds New Middle School | \$9,400,000 | No | 0.0% | Passed |
| 93 | Stafford | No | No | 5/14/1996 | 349 | Stafford | GO Bonds for New High School and Remodeling | \$3,700,000 | No | 0.0% | Passed |
| 9 | Chase | No | No | 5/21/1996 | 284 | Chase County | GO Bonds ADA improvements | \$1,985,000 | No | 0.0% | Passed |
| 9 | Chase | No | No | 5/21/1996 | 284 | Chase County | GO Bonds New Library, Middle School improvements | \$564,000 | No | 0.0% | Failed |
| 9 | Chase | No | No | 5/21/1996 | 284 | Chase County | GO Bonds Middle School Tech Lab, etc. | \$426,500 | No | 0.0% | Passed |
| 18 | Cowley | No | No | 5/21/1996 | 470 | Arkansas City | GO Bonds | \$11,800,000 | No | 0.0% | Passed |
| 59 | McPherson | No | No | 6/11/1996 | 400 | Smoky Valley | GO Bonds | \$10,894,000 | No | 0.0% | Passed |
| 52 | Leavenworth | No | No | 6/25/1996 | 469 | Lansing | | \$0 | Yes | 7.0% | Failed |
| 57 | Marion | No | No | 6/25/1996 | 408 | Marion-Florence | | \$0 | Yes | 25.0% | Failed |
| 57 | Marion | No | No | 6/25/1996 | 408 | Marion-Florence | | \$0 | No | 0.0% | Failed |
| 58 | Marshall | No | No | 6/25/1996 | 488 | Axtell | Lease Purchase a School Building | \$0 | Yes | 12.0% | Passed |
| 4 | Barber | No | No | 8/6/1996 | 254 | Barber County North | GO Bonds | \$4,652,000 | No | | Failed |
| 8 | Butler | No | No | 8/6/1996 | 206 | Remington-Whitewater | | \$0 | Yes | 3.0% | Failed |
| 44 | Jefferson | No | No | 8/6/1996 | 343 | Perry | Recreation Commission 1 Mill Levy | \$0 | No | 0.0% | Failed |
| 80 | Rice | No | No | 8/6/1996 | 401 | Chase-Raymond | Capital Outlay Levy 2 mills | \$0 | No | 0.0% | Passed |
| 87 | Sedgwick | No | No | 8/6/1996 | 262 | Valley Center | GO Bonds | \$13,200,000 | No | 0.0% | Passed |
| 99 | Crawford | No | No | 8/26/1996 | 250 | Pittsburg | | \$0 | Yes | 7.0% | Failed |
| 19 | Wabunsee | Yes | Yes | 9/19/1996 | 330 | Mission Valley | GO Bonds | \$5,985,500 | No | | Failed |
| 5 | Barton | No | No | 11/5/1996 | 354 | Clafin | Rec Commission Levy 1mill | \$0 | No | 0.0% | Passed |
| 8 | Butler | No | No | 11/5/1996 | 205 | Bluestem | GO Bonds | \$4,200,000 | No | 0.0% | Failed |
| 8 | Butler | No | No | 11/5/1996 | 206 | Remington-Whitewater | GO Bonds | \$4,300,000 | No | 0.0% | Failed |
| 8 | Butler | No | No | 11/5/1996 | 375 | Circle | GO Bonds | \$6,300,000 | No | 0.0% | Failed |

Question Submitted Election Data

1995 - to present year

| County Number | County Name | Mail | | Date | USD | USDName | Purpose | LOB | | | Result | |
|---------------|--------------|--------|--------|------------|-----|----------------------|--|----------|---------------|---------|--------|--------|
| | | Ballot | Ballot | | | | | Bond Amt | LOB | LOB Yrs | | |
| 27 | Ellisworth | No | No | 11/5/1996 | 328 | Lorraine | GO Bonds K-12 , K-8 and 9-12 facilities | No | \$8,600,000 | No | 0.0% | Passed |
| 30 | Franklin | No | No | 11/5/1996 | 290 | Ottawa | GO Bonds | No | \$11,675,000 | No | 0.0% | Passed |
| 40 | Harvey | No | No | 11/5/1996 | 439 | Sedgwick | GO Bonds Additions to Grade School and High School | No | \$3,566,000 | No | 0.0% | Passed |
| 46 | Johnson | No | No | 11/5/1996 | 232 | De Soto | GO Bonds New School Construction | No | \$57,000,000 | No | 0.0% | Failed |
| 55 | Logan | No | No | 11/5/1996 | 275 | Triplains | Changing Voting Plan to at Large | No | \$0 | No | 0.0% | Passed |
| 58 | Marshall | No | No | 11/5/1996 | 498 | Valley Heights | GO Bonds New Bldg and remodeling | No | \$4,893,000 | No | 0.0% | Failed |
| 59 | McPherson | No | No | 11/5/1996 | 423 | Moundridge | GO Bonds | No | \$4,000,000 | No | 0.0% | Passed |
| 75 | Pottawatomie | No | No | 11/5/1996 | 320 | Wamego | Recreation Commission Levy | No | \$0 | No | 0.0% | Failed |
| 78 | Reno | No | No | 11/5/1996 | 310 | Fairfield | GO Bonds | No | \$4,500,000 | No | 0.0% | Failed |
| 87 | Sedgwick | No | No | 11/5/1996 | 261 | Haysville | Recreation Commission 1 mill levy | No | \$0 | No | 0.0% | Failed |
| 88 | Seward | No | No | 11/5/1996 | 483 | Kismet-Plains | GO Bonds School Construction | No | \$6,341,251 | No | 0.0% | Passed |
| 93 | Stafford | No | No | 11/5/1996 | 349 | Stafford | Capital Outlay 4 mill levy | No | \$0 | No | 0.0% | Passed |
| 93 | Stafford | No | No | 11/5/1996 | 349 | Stafford | Recreation Commission be Dissolved? | No | \$0 | No | 0.0% | Failed |
| 93 | Stafford | No | No | 11/5/1996 | 350 | St. John-Hudson | GO Bonds | No | \$1,174,000 | No | 0.0% | Passed |
| 68 | Ness | No | No | 12/17/1996 | 303 | Ness City | Board of Education Recall Election | No | \$0 | No | 0.0% | Failed |
| 25 | Elk | No | No | 1/27/1997 | 283 | Elk Valley | New high school building | No | \$3,600,000 | No | 0.0% | Failed |
| 1 | Allen | No | No | 1/28/1997 | 256 | Marmaton Valley | New School Building | No | \$2,250,000 | No | 0.0% | Passed |
| 6 | Bourbon | No | No | 1/28/1997 | 235 | Uniontown | School improvements to elem. & high school | No | \$3,627,000 | No | 0.0% | Failed |
| 58 | Marshall | No | No | 1/28/1997 | 488 | Axtell | Addition & remodeling of schools in Axtell & Bem | No | \$3,500,000 | No | 0.0% | Failed |
| 5 | Barton | No | No | 2/25/1997 | 431 | Hoisington | School improvements to elem., middle & high school | No | \$0 | Yes | 10.0% | Failed |
| 5 | Barton | No | No | 4/1/1997 | 428 | Great Bend | New middle school | No | \$21,800,000 | No | 0.0% | Passed |
| 8 | Butler | No | No | 4/1/1997 | 375 | Circle | | No | \$6,000,000 | No | 0.0% | Failed |
| 8 | Butler | No | No | 4/1/1997 | 402 | Augusta | | No | \$0 | Yes | 4.0% | Failed |
| 57 | Marion | No | No | 4/1/1997 | 408 | Marion-Florence | Go Bond for addition to elem. and high school | No | \$3,500,000 | No | 0.0% | Passed |
| 58 | Marshall | No | No | 4/1/1997 | 488 | Axtell | Addition and remodeling of schools in Axtell & Ber | No | \$3,500,000 | No | 0.0% | Failed |
| 58 | Marshall | No | No | 4/1/1997 | 498 | Valley Heights | Addition and remodeling of elem. and high school | No | \$2,900,000 | No | 0.0% | Failed |
| 63 | Montgomery | No | No | 4/1/1997 | 446 | Independence | Charter Resolution | No | \$0 | No | 0.0% | Passed |
| 68 | Ness | No | No | 4/1/1997 | 304 | Ransom | | No | \$0 | Yes | 10.0% | Passed |
| 78 | Reno | No | No | 4/1/1997 | 308 | Hutchinson | Multipurpose gymnasium | No | \$2,700,000 | No | 0.0% | Passed |
| 99 | Wabaunsee | No | No | 4/1/1997 | 329 | Mill Creek Valley | New high school | No | \$8,989,000 | No | 0.0% | Failed |
| 99 | Wabaunsee | No | No | 4/1/1997 | 330 | Mission Valley | Capital outlay 4 mills for 5 years | No | \$0 | No | 0.0% | Failed |
| 8 | Butler | No | No | 6/3/1997 | 206 | Remington-Whitewater | New middle school | No | \$4,000,000 | No | 0.0% | Failed |
| 22 | Doniphan | No | No | 6/3/1997 | 486 | Elwood | New gym | No | \$1,800,000 | No | 0.0% | Failed |
| 59 | McPherson | No | No | 6/3/1997 | 448 | Inman | Renovations to existing schools | No | \$4,000,000 | No | 0.0% | Passed |
| 96 | Sumner | No | No | 6/3/1997 | 357 | Belle Plaine | Added auditorium to high school & rooms to elem | No | \$565,000 | No | 0.0% | Passed |
| 99 | Wabaunsee | Yes | Yes | 6/10/1997 | 329 | Mill Creek Valley | Capital outlay 4 mills for 5 years | No | \$0 | No | 0.0% | Passed |
| 8 | Butler | No | No | 6/17/1997 | 492 | Flinthills | | No | \$0 | No | 0.0% | Passed |
| 60 | Meade | No | No | 6/17/1997 | 225 | Fowler | | No | \$0 | Yes | 6.0% | Passed |
| 68 | Ness | No | No | 6/24/1997 | 302 | Bazine | New gymnasium facility | No | \$1,300,000 | No | 0.0% | Failed |
| 80 | Rice | No | No | 7/1/1997 | 405 | Lyons | Teacherages(housing for school employees) | Yes | \$0 | Yes | 15.0% | Passed |
| 37 | Greenwood | No | No | 8/5/1997 | 390 | Hamilton | | No | \$0 | Yes | 15.0% | Passed |
| 59 | McPherson | No | No | 8/5/1997 | 418 | McPherson | | No | \$0 | No | 0.0% | Passed |
| 87 | Sedgwick | No | No | 8/12/1997 | 259 | Wichita | | No | \$0 | Yes | 25.0% | Passed |
| 46 | Johnson | Yes | Yes | 9/9/1997 | 231 | Gardner-Edgerton | | No | \$0 | Yes | 21.0% | Failed |
| 65 | Morton | No | No | 9/16/1997 | 218 | Elkhart | New high school & renovations to existing school | No | \$34,000,000 | No | 0.0% | Passed |
| 52 | Leavenworth | No | No | 10/7/1997 | 453 | Leavenworth | Renovation for elem. and high school | No | \$3,400,000 | No | 0.0% | Passed |
| 46 | Johnson | Yes | Yes | 10/14/1997 | 233 | Olathe | New middle school/remodeling 2 grade schools | No | \$19,800,000 | No | 0.0% | Passed |
| 47 | Keamy | No | No | 10/21/1997 | 215 | Lakin | Renovations to existing buildings | No | \$123,720,000 | No | 0.0% | Passed |
| | | No | No | | | | New middle and high school auto and welding shop | No | \$9,500,000 | No | 0.0% | Passed |

Question Submitted Election Data

1995 - to present year

| County Number | County Name | Ballot | Date | USD | USDName | Purpose | Bond Amt | LOB | | Result |
|---------------|--------------|--------|-----------|-----|---------------------|--|---------------|---------|---------|---------|
| | | | | | | | | LOB Amt | LOB Yrs | |
| 68 | Ness | No | 11/3/1997 | 304 | Ransom | | \$0 | Yes | 25.0% | Passed |
| 44 | Jefferson | No | 11/4/1997 | 338 | Valley Falls | Renovation of existing building | \$3,900,000 | No | 0.0% | Failed |
| 52 | Leavenworth | No | 11/4/1997 | 458 | Basehor-Linwood | New elem. center/remodel high school | \$16,750,000 | No | 0.0% | Passed |
| 87 | Sedgwick | Yes | 11/6/1997 | 261 | Haysville | New elementary school | \$21,872,000 | No | 0.0% | Passed |
| 18 | Cowley | No | 12/2/1997 | 462 | Central | New school | \$4,200,000 | No | 0.0% | Passed |
| 70 | Osage | No | 12/2/1997 | 434 | Santa Fe Trail | Renovations for high school and middle school | \$8,000,000 | No | 0.0% | Failed |
| 95 | Stevens | No | 12/2/1997 | 210 | Hugoton | Capital outlay 3 mills for 5 years | \$0 | No | 0.0% | Passed |
| 55 | Logan | Yes | 12/9/1997 | 274 | Oakley | Expansion to high school | \$3,000,000 | No | 0.0% | Failed |
| 74 | Phillips | No | 12/9/1997 | 325 | Phillipsburg | Joint recreation commission with city | \$0 | No | 0.0% | Failed |
| 46 | Johnson | Yes | 1/27/1998 | 229 | Blue Valley | New Buildings and Technology | \$166,799,907 | No | 0.0% | Passed |
| 51 | Lane | No | 2/3/1998 | 482 | Dighton | | \$0 | Yes | 18.0% | Passed |
| 22 | Doniphan | No | 2/17/1998 | 486 | Elwood | New Gymnasium | \$1,790,000 | No | 0.0% | Failed |
| 78 | Reno | No | 2/24/1998 | 309 | Nickerson | Construct Middle School | \$5,617,000 | No | 0.0% | Failed |
| 18 | Cowley | Yes | 3/17/1998 | 463 | Udall | | \$0 | Yes | 5.0% | Failed |
| 41 | Haskell | No | 3/24/1998 | 374 | Sublette | | \$0 | Yes | 10.0% | Passed |
| 7 | Brown | No | 4/7/1998 | 415 | Hiawatha | New Middle School Building | \$7,190,000 | No | 0.0% | Passed |
| 21 | Dickinson | No | 4/7/1998 | 481 | Rural Vista | Repairs and renovation | \$3,800,000 | No | 0.0% | Passed |
| 57 | Marion | No | 4/7/1998 | 397 | Centre | Bond Issue for additions to HS | \$945,000 | No | 0.0% | Passed |
| 60 | Meade | No | 4/7/1998 | 225 | Fowler | Capital Outlay Levy 4 mills | \$0 | No | 0.0% | Passed |
| 61 | Miami | No | 4/7/1998 | 368 | Paola | New Elementary School | \$11,500,000 | No | 0.0% | Passed |
| 98 | Trego | No | 4/7/1998 | 208 | WaKeeney | New High School | \$6,158,000 | No | 0.0% | Failed |
| 70 | Osage | No | 4/21/1998 | 434 | Santa Fe Trail | | \$0 | Yes | 25.0% | Continu |
| 29 | Ford | No | 5/2/1998 | 443 | Dodge City | New High School and other renovations | \$45,500,000 | No | 0.0% | Passed |
| 96 | Sumner | No | 5/5/1998 | 358 | Oxford | New Construction | \$4,900,000 | No | 0.0% | Passed |
| 45 | Jewell | No | 8/4/1998 | 279 | Jewell | Shall Jewell Elementary Remain Open? | \$0 | No | 0.0% | Failed |
| 83 | Rush | No | 8/4/1998 | 403 | Otis-Bison | | \$0 | Yes | 10.0% | 4 |
| 75 | Pottawatomie | Yes | 9/2/1998 | 323 | Rock Creek | Remodel and Renovate Rock Creek Jr-Sr. High | \$2,970,000 | No | 0.0% | Failed |
| 4 | Barber | No | 11/3/1998 | 254 | Barber County North | Remodel High School and Middle School | \$6,000,000 | No | 0.0% | Failed |
| 6 | Bourbon | No | 11/3/1998 | 235 | Uniontown | Construction and Renovation | \$2,000,000 | No | 0.0% | Passed |
| 8 | Butler | No | 11/3/1998 | 385 | Andover | Construct 3 new schools and other renovations | \$52,000,000 | No | 0.0% | Passed |
| 11 | Cherokee | No | 11/3/1998 | 404 | Riverton | Construct additional classrooms and library | \$750,000 | No | 0.0% | Passed |
| 16 | Coffey | No | 11/3/1998 | 244 | Burlington | Recreation Commission Levy | \$0 | No | 0.0% | Failed |
| 19 | Crawford | No | 11/3/1998 | 250 | Pittsburg | School Bond Issue | \$17,900,000 | No | 0.0% | Failed |
| 22 | Doniphan | No | 11/3/1998 | 486 | Elwood | New Gymnasium | \$2,200,000 | No | 0.0% | Passed |
| 23 | Douglas | No | 11/3/1998 | 497 | Lawrence | New Elementary Building and other remodeling | \$16,600,000 | No | 0.0% | Passed |
| 28 | Finney | No | 11/3/1998 | 363 | Holcomb | New Elementary school, MS and HS addition | \$12,000,000 | No | 0.0% | Passed |
| 28 | Finney | No | 11/3/1998 | 457 | Garden City | New HS and improvements to 2 Elementary Schools | \$35,500,000 | No | 0.0% | Failed |
| 35 | Gray | No | 11/3/1998 | 371 | Montezuma | Classroom, media center, tech lab and renovation | \$5,100,000 | No | 0.0% | Failed |
| 39 | Harper | No | 11/3/1998 | 361 | Anthony-Harper | HS addition and repair | \$4,940,000 | No | 0.0% | Failed |
| 44 | Jefferson | No | 11/3/1998 | 343 | Perry | Gymnasium addition | \$1,920,000 | No | 0.0% | Failed |
| 58 | Marshall | No | 11/3/1998 | 364 | Marysville | Renovations and remodeling schools | \$9,400,000 | No | 0.0% | Failed |
| 58 | Marshall | No | 11/3/1998 | 498 | Valley Heights | Remodeling and renovation to existing schools | \$1,300,000 | No | 0.0% | Passed |
| 61 | Miami | No | 11/3/1998 | 416 | Louisburg | Remodeling and renovation to existing schools | \$1,900,000 | No | 0.0% | Passed |
| 78 | Reno | No | 11/3/1998 | 309 | Nickerson | New High School | \$19,000,000 | No | 0.0% | Passed |
| 78 | Reno | No | 11/3/1998 | 312 | Haven | Construct Middle School and AC | \$6,313,552 | No | 0.0% | Passed |
| 79 | Republic | No | 11/3/1998 | 455 | Hillcrest Rural | Additions to Existing Schools | \$4,500,000 | No | 0.0% | Passed |
| 80 | Rice | No | 11/3/1998 | 401 | Chase-Raymond | Addition to School | \$675,000 | No | 0.0% | Passed |
| | | | | | | Remodeling | \$800,000 | No | 0.0% | Passed |

Question Submitted Election Data

1995 - to present year

| County Number | County Name | Ballot | Date | USD | USDName | Purpose | LOB | | | Result | |
|---------------|--------------|--------|------------|-----|------------------------|---|--------------|-----|---------|--------|--------|
| | | | | | | | Bond Amt | LOB | LOB Yrs | | |
| 83 | Rush | No | 11/3/1998 | 403 | Otis-Bison | | \$0 | Yes | 10.0% | 4 | Failed |
| 85 | Saline | No | 11/3/1998 | 305 | Salina | Bond issue | \$98,800,000 | No | 0.0% | | Passed |
| 85 | Saline | No | 11/3/1998 | 307 | Ell-Saline | Bond Issue | \$1,680,000 | No | 0.0% | | Passed |
| 87 | Sedgwick | No | 11/3/1998 | 265 | Goddard | Construct New Schools | \$24,535,000 | No | 0.0% | | Passed |
| 87 | Sedgwick | No | 11/3/1998 | 265 | Goddard | High School Additions | \$1,330,000 | No | 0.0% | | Passed |
| 87 | Sedgwick | No | 11/3/1998 | 267 | Renwick | New High School and Other Improvements | \$18,980,500 | No | 0.0% | | Passed |
| 89 | Shawnee | No | 11/3/1998 | 501 | Topeka | Air Conditioning and Technology | \$30,000,000 | No | 0.0% | | Passed |
| 105 | Wyandotte | No | 11/3/1998 | 202 | Turner-Kansas City | New High School + renovations and additions | \$39,998,463 | No | 0.0% | | Passed |
| 70 | Osage | No | 1/12/1999 | 420 | Osage City | New High School and other remodeling | \$6,500,000 | No | 0.0% | | Passed |
| 25 | Elk | No | 1/19/1999 | 283 | Elk Valley | Renovations, construction and equipment | \$1,800,000 | No | 0.0% | | Passed |
| 65 | Morton | No | 1/30/1999 | 217 | Rolla | Addition and renovation of existing building | \$20,000,000 | No | 0.0% | | Failed |
| 29 | Ford | No | 2/2/1999 | 381 | Spearville | School construction and addition | \$1,576,325 | No | 0.0% | | Passed |
| 30 | Ford | No | 2/2/1999 | 381 | Spearville | Football field and track surface | \$514,620 | No | 0.0% | | Passed |
| 30 | Franklin | No | 2/2/1999 | 288 | Central Heights | New High School | \$7,900,000 | No | 0.0% | | Failed |
| 38 | Hamilton | No | 2/2/1999 | 494 | Syracuse | New School Construction | \$7,850,000 | No | 0.0% | | Passed |
| 75 | Pottawatomie | No | 2/2/1999 | 323 | Rock Creek | Additions and renovation of 6-12 bldg | \$2,620,000 | No | 0.0% | | Failed |
| 101 | Washington | No | 2/2/1999 | 222 | Washington | New Elementary School and Administration Bldg | \$3,300,000 | No | 0.0% | | Passed |
| 90 | Sheridan | No | 4/4/1999 | 412 | Hoxie Community | | \$0 | Yes | 25.0% | >99 | Failed |
| 4 | Barber | No | 4/6/1999 | 254 | Barber County North | Building Renovations | \$5,800,000 | No | 0.0% | | Failed |
| 19 | Crawford | No | 4/6/1999 | 246 | Northeast | Building Additions, Remodeling and Equipment | \$4,000,000 | No | 0.0% | | Failed |
| 39 | Harper | No | 4/6/1999 | 361 | Anthony-Harper | Remodeling and additions to schools | \$4,040,000 | No | 0.0% | | Failed |
| 44 | Jefferson | No | 4/6/1999 | 339 | Jefferson County North | Recreation Levy 1 mill | \$0 | No | 0.0% | | Failed |
| 44 | Jefferson | No | 4/6/1999 | 343 | Perry | New School Construction | \$14,860,000 | No | 0.0% | | Failed |
| 50 | Labette | No | 4/6/1999 | 503 | Parsons | Middle School Renovation | \$6,300,000 | No | 0.0% | | Passed |
| 51 | Lane | No | 4/6/1999 | 482 | Dighton | Capital Outlay Levy 3.98 mill | \$0 | No | 0.0% | | Passed |
| 70 | Osage | No | 4/6/1999 | 454 | Burlingame | New High School and remodeling | \$3,400,000 | No | 0.0% | | Passed |
| 71 | Osborne | No | 4/6/1999 | 392 | Osborne County | Repair and renovate HS and Jr. High | \$2,250,000 | No | 0.0% | | Passed |
| 87 | Sedgwick | No | 4/26/1999 | 266 | Maize | Recreation Commission 1 mill levy | \$0 | No | 0.0% | | Passed |
| 48 | Kingman | No | 5/22/1999 | 332 | Cunningham | Recreation Commission 1 mill | \$0 | No | 0.0% | | Failed |
| 8 | Butler | Yes | 6/8/1999 | 375 | Circle | Construct, Furnish and Equip New School Bldgs | \$18,600,000 | No | 0.0% | | Passed |
| 46 | Johnson | Yes | 6/8/1999 | 232 | De Soto | School Improvements Bond Issue | \$42,500,000 | No | 0.0% | | Passed |
| 56 | Lyon | No | 6/8/1999 | 252 | Southern Lyon County | Recreation Commission 1 mill | \$6,400,000 | No | 0.0% | | Passed |
| 56 | Lyon | No | 6/8/1999 | 252 | Southern Lyon County | School GO Bonds | \$0 | No | 0.0% | | Passed |
| 81 | Riley | No | 6/8/1999 | 378 | Riley County | School GO Bonds | \$1,630,000 | No | 0.0% | | Passed |
| 81 | Riley | No | 6/8/1999 | 378 | Riley County | School GO Bonds | \$555,000 | No | 0.0% | | Passed |
| 86 | Scott | No | 6/8/1999 | 466 | Scott County | New High School and improvements | \$18,000,000 | No | 0.0% | | Failed |
| 96 | Sumner | No | 6/8/1999 | 360 | Caldwell | New High School | \$5,000,000 | No | 0.0% | | Failed |
| 80 | Rice | Yes | 6/15/1999 | 376 | Sterling | New School Construction | \$0 | No | 0.0% | | Failed |
| 44 | Jefferson | No | 8/10/1999 | 338 | Valley Falls | New School Construction | \$5,000,000 | No | 0.0% | | Failed |
| 22 | Doniphan | No | 8/31/1999 | 429 | Troy | New elementary building and ADA compliance | \$4,130,000 | No | 0.0% | | Failed |
| 21 | Dickinson | No | 9/14/1999 | 473 | Chapman | Capital Outlay Levy 4 mills 5 years | \$5,950,000 | No | 0.0% | | Failed |
| 87 | Sedgwick | No | 9/21/1999 | 260 | Derby | New Elementary School and other additions | \$0 | No | 0.0% | | Passed |
| 89 | Shawnee | No | 9/30/1999 | 372 | Silver Lake | Recreation Commission 1 mill | \$16,193,951 | No | 0.0% | | Passed |
| 37 | Greenwood | No | 10/30/1999 | 389 | Eureka | Elementary School | \$0 | No | 0.0% | | Failed |
| 8 | Butler | No | 11/2/1999 | 396 | Douglass | Building Improvements and remodeling | \$9,000,000 | No | 0.0% | | Passed |
| 8 | Butler | No | 11/2/1999 | 402 | Augusta | Renovations, Modifications and Improvements | \$7,000,000 | No | 0.0% | | Passed |
| 96 | Sumner | No | 11/2/1999 | 353 | Wellington | New High School | \$1,055,000 | No | 0.0% | | Passed |
| 87 | Sedgwick | Yes | 11/4/1999 | 264 | Clearwater | New High School and other improvements | \$27,000,000 | No | 0.0% | | Failed |
| | | | | | | | \$24,000,000 | No | 0.0% | | Failed |

Question Submitted Election Data

1995 - to present year

| County Number | County Name | Ballot | Date | USD | USDName | Purpose | LOB | | | Result |
|---------------|-------------|--------|-----------|-----|---------------------|---|---------------|-----|----------------|--------|
| | | | | | | | Bond Amt | LOB | LOB Yrs | |
| 48 | Kingman | No | 11/5/1999 | 331 | Kingman - Norwich | GO Bonds for New construction | \$11,050,000 | No | 0.0% | Passed |
| 28 | Finney | No | 11/9/1999 | 457 | Garden City | Additions to 2 elementary schools | \$6,500,000 | No | 0.0% | Passed |
| 46 | Johnson | Yes | 1/25/2000 | 230 | Spring Hill | Remodel school buildings | \$26,700,000 | No | 0.0% | Failed |
| 46 | Johnson | Yes | 1/25/2000 | 231 | Gardner-Edgerton | Remodel schools | \$41,500,000 | No | 0.0% | Passed |
| 103 | Wilson | No | 1/25/2000 | 461 | Neodesha | Expansion of school bldgs | \$3,900,000 | No | 0.0% | Passed |
| 3 | Atchison | No | 2/9/2000 | 377 | Atchison County | Construct Elem Bldg and renovate other | \$6,600,000 | No | 0.0% | Failed |
| 87 | Sedgwick | Yes | 3/2/2000 | 263 | Mulvane | New community center | \$5,900,000 | No | 0.0% | Failed |
| 8 | Butler | No | 3/7/2000 | 492 | Flinthills | Remodel Science Rooms and ADA compliance | \$4,500,000 | No | 0.0% | Failed |
| 8 | Butler | No | 3/7/2000 | 492 | Flinthills | Building Addition | \$4,500,000 | No | 0.0% | Failed |
| 4 | Barber | No | 4/4/2000 | 254 | Barber County North | Construct and renovate elem, middle and HS | \$3,800,000 | No | 0.0% | Failed |
| 5 | Barton | No | 4/4/2000 | 355 | Ellinwood | renovate elem and middle schools | \$4,188,000 | No | 0.0% | Passed |
| 5 | Barton | No | 4/4/2000 | 355 | Ellinwood | Physical Education Bldg. | \$2,000,000 | No | 0.0% | Passed |
| 40 | Harvey | No | 4/4/2000 | 373 | Newton | Capital Outlay 4 mills, 5 years | \$0 | No | 0.0% | Passed |
| 65 | Morton | No | 4/4/2000 | 218 | Elkhart | Change in Method of Election | \$0 | No | 0.0% | Passed |
| 76 | Pratt | No | 4/4/2000 | 382 | Pratt | New High School | \$21,789,000 | No | 0.0% | Failed |
| 87 | Sedgwick | No | 4/4/2000 | 259 | Wichita | New Construction and Renovation | \$284,500,000 | No | 0.0% | Passed |
| 96 | Sumner | No | 4/4/2000 | 353 | Wellington | New HS and renovations | \$28,200,000 | No | 0.0% | Failed |
| 97 | Thomas | No | 4/4/2000 | 315 | Colby | 4.0 Capital Outlay Mills 5 yrs. | \$0 | No | 0.0% | Failed |
| 101 | Washington | No | 4/4/2000 | 223 | Barnes | Renovations to the schools | \$2,500,000 | No | 0.0% | Failed |
| 3 | Atchison | No | 4/6/2000 | 409 | Atchison | New Buildings and renovation | \$27,000,000 | No | 0.0% | Failed |
| 44 | Jefferson | No | 4/11/2000 | 338 | Valley Falls | Classrooms and PE facility | \$3,490,000 | No | 0.0% | Failed |
| 105 | Wyandotte | No | 5/3/2000 | 204 | Bonner Springs | New PE bldg and remodeling | \$18,200,000 | No | 0.0% | Passed |
| 16 | Coffey | No | 5/9/2000 | 243 | Lebo-Waverly | school buildings | \$4,970,000 | No | 0.0% | Passed |
| 52 | Leavenworth | No | 5/9/2000 | 458 | Basehor-Linwood | 5 Yr. 4.0 mills Capital Outlay | \$0 | No | 0.0% | Passed |
| 58 | Marshall | No | 5/9/2000 | 488 | Axtell | PE Facilities | \$2,995,000 | No | 0.0% | Passed |
| 63 | Montgomery | No | 5/16/2000 | 445 | Coffeyville | New elem, renovate existing bldgs | \$47,500,000 | No | 0.0% | Failed |
| 89 | Shawnee | Yes | 5/18/2000 | 437 | Auburn Washburn | Elementary and admin bldg improvement | \$9,200,000 | No | 0.0% | Passed |
| 29 | Ford | No | 5/20/2000 | 443 | Dodge City | | \$0 | Yes | 25.0% continuo | Failed |
| 21 | Dickinson | No | 5/23/2000 | 473 | Chapman | HVAC and electrical upgrades | \$1,000,000 | No | 0.0% | Passed |
| 96 | Sumner | No | 5/23/2000 | 357 | Belle Plaine | Football and track improvements and classrooms | \$900,000 | No | 0.0% | Passed |
| 96 | Sumner | No | 5/23/2000 | 509 | South Haven | gym and school improvements | \$2,250,000 | No | 0.0% | Passed |
| 99 | Wabaunsee | No | 6/6/2000 | 330 | Mission Valley | Bond Issue Construct new K-8 Bldg, HVAC High Sch. | \$7,385,000 | No | 0.0% | Failed |
| 13 | Clark | No | 8/15/2000 | 220 | Ashland | .56 mill increase for Rec Commission | \$0 | No | 0.0% | Failed |
| 80 | Rice | No | 8/31/2000 | 405 | Lyons | Remodel and additions to existing schools | \$4,883,000 | No | 0.0% | Passed |
| 5 | Barton | No | 11/7/2000 | 354 | Ciaflin | AC school buildings | \$250,000 | No | 0.0% | Passed |
| 5 | Barton | No | 11/7/2000 | 431 | Hoisington | New Activity Center | \$7,868,419 | No | 0.0% | Passed |
| 5 | Barton | No | 11/7/2000 | 431 | Hoisington | renovate elementary and HS | \$4,189,687 | No | 0.0% | Passed |
| 14 | Clay | No | 11/7/2000 | 379 | Clay County | renovate existing buildings | \$6,230,000 | No | 0.0% | Failed |
| 23 | Douglas | No | 11/7/2000 | 348 | Baldwin City | Change in Method of election | \$0 | No | 0.0% | Failed |
| 26 | Ellis | No | 11/7/2000 | 388 | Ellis | Change in voting plan | \$0 | No | 0.0% | Passed |
| 28 | Finney | No | 11/7/2000 | 457 | Garden City | Second High School | \$33,000,000 | No | 0.0% | Failed |
| 30 | Franklin | No | 11/7/2000 | 289 | Wellsville | Construction/renovation elementary bldgs | \$8,700,000 | No | 0.0% | Passed |
| 34 | Grant | No | 11/7/2000 | 214 | Ulysses | Remodeling schools | \$10,288,000 | No | 0.0% | Passed |
| 35 | Gray | No | 11/7/2000 | 371 | Montezuma | Addition to Elem and HS | \$3,600,000 | No | 0.0% | Passed |
| 41 | Haskell | No | 11/7/2000 | 374 | Sublette | School improvements | \$7,400,000 | No | 0.0% | Passed |
| 46 | Johnson | No | 11/7/2000 | 233 | Olathe | Build and remodel schools | \$60,000,000 | No | 0.0% | Passed |
| 50 | Labette | No | 11/7/2000 | 504 | Oswego | Change in Method of Election | \$0 | No | 0.0% | Passed |
| 56 | Lyon | No | 11/7/2000 | 253 | Emporia | New Elementary Schools | \$35,000,000 | No | 0.0% | Passed |

Question Submitted Election Data

1995 - to present year

| County Number | County Name | Ballot | Date | USD | USDName | Purpose | LOB | | | Result | |
|---------------|-------------|--------|------------|-----|-------------------|--|---------------|-----|---------|---------|--------|
| | | | | | | | Bond Amt | LOB | LOB Yrs | | |
| 60 | Mead | No | 11/7/2000 | 226 | Mead | change in Voting Plan | \$0 | No | 0.0% | Passed | |
| 68 | Ness | No | 11/7/2000 | 302 | Bazine | Change in Method of Election and Voting Plan | \$0 | No | 0.0% | Passed | |
| 68 | Ness | No | 11/7/2000 | 303 | Ness City | Capital Outlay 4.0 mills for 5 years | \$0 | No | 0.0% | Passed | |
| 69 | Norton | No | 11/7/2000 | 211 | Norton Community | change in member District Boundaries | \$0 | No | 0.0% | Passed | |
| 73 | Pawnee | No | 11/7/2000 | 496 | Pawnee Heights | change in Method of Election | \$0 | No | 0.0% | Passed | |
| 74 | Phillips | No | 11/7/2000 | 325 | Phillipsburg | Establish Recreation Commission | \$0 | No | 0.0% | Failed | |
| 78 | Reno | No | 11/7/2000 | 308 | Hutchinson | Technology Equipment | \$4,695,000 | No | 0.0% | Passed | |
| 83 | Rush | No | 11/7/2000 | 403 | Otis-Bison | New High School | \$0 | Yes | 15.0% | 5 | Passed |
| 87 | Sedgwick | No | 11/7/2000 | 264 | Clearwater | New Middle School | \$19,600,000 | No | 0.0% | Failed | |
| 87 | Sedgwick | No | 11/7/2000 | 266 | Maize | renovate HS and elementary | \$32,915,000 | No | 0.0% | Passed | |
| 98 | Trego | No | 11/7/2000 | 208 | WaKeeney | School improvements | \$2,900,000 | No | 0.0% | Passed | |
| 99 | Wabaunsee | No | 11/7/2000 | 329 | Mill Creek Valley | Change in method of Election | \$6,950,000 | No | 0.0% | Passed | |
| 103 | Wilson | No | 11/7/2000 | 461 | Neodesha | Improvements, Additions, Renovations, and Remodels | \$0 | No | 0.0% | Passed | |
| 19 | Crawford | No | 1/23/2001 | 250 | Pittsburg | Build a new Elementary School | \$11,950,000 | No | 0.0% | Passed | |
| 63 | Montgomery | No | 1/23/2001 | 445 | Coffeyville | Renovations and additions | \$26,412,000 | No | 0.0% | Failed | |
| 96 | Sumner | No | 1/30/2001 | 360 | Caldwell | Close Clyde Elementary School at end of 2001 | \$4,800,000 | No | 0.0% | Passed | |
| 15 | Cloud | No | 4/3/2001 | 224 | Clifton-Clyde | Additions to Middle and High School | \$0 | No | 0.0% | Failed | |
| 46 | Johnson | No | 4/3/2001 | 230 | Spring Hill | New school site | \$12,505,000 | No | 0.0% | Failed | |
| 46 | Johnson | No | 4/3/2001 | 512 | Shawnee Mission | Keep Cherokee Elementary School Open | \$2,500,000 | No | 0.0% | Failed | |
| 46 | Johnson | No | 4/3/2001 | 512 | Shawnee Mission | Keep Nall Hills Elementary school open | \$0 | No | 0.0% | Failed | |
| 46 | Johnson | No | 4/3/2001 | 512 | Shawnee Mission | Keep Arrowhead Elementary school open | \$0 | No | 0.0% | Failed | |
| 63 | Montgomery | No | 4/3/2001 | 445 | Coffeyville | Build a new Elementary School | \$24,800,000 | No | 0.0% | Failed | |
| 68 | Ness | No | 4/3/2001 | 302 | Bazine | Roof Repair at High School | \$525,000 | No | 0.0% | Passed | |
| 87 | Sedgwick | No | 4/3/2001 | 260 | Derby | 1 mill for community historical museum | \$0 | No | 0.0% | Failed | |
| 87 | Sedgwick | No | 4/3/2001 | 268 | Cheney | Improvements and remodeling on various schools | \$1,240,000 | No | 0.0% | Passed | |
| 89 | Shawnee | No | 4/3/2001 | 330 | Mission Valley | Capital Outlay Levy for 3 mills | \$0 | No | 0.0% | Passed | |
| 89 | Shawnee | No | 4/3/2001 | 501 | Topeka | Sports park facility | \$24,500,000 | No | 0.0% | Passed | |
| 105 | Wyandotte | No | 4/3/2001 | 500 | Kansas City | Districtwide Facility Improvements | \$120,000,000 | No | 0.0% | Passed | |
| 29 | Ford | No | 4/23/2001 | 443 | Dodge City | Capital Outlay 6 mills/5 years | \$0 | No | 0.0% | Failed | |
| 20 | Decatur | No | 6/5/2001 | 294 | Oberlin | Repairs and renovations | \$5,613,000 | No | 0.0% | Failed | |
| 96 | Sumner | No | 6/8/2001 | 353 | Wellington | Renovations and new high school | \$26,900,000 | No | 0.0% | Passed | |
| 18 | Cowley | No | 6/26/2001 | 462 | Central | | \$0 | Yes | 14.0% | 4 | Failed |
| 64 | Morris | No | 8/7/2001 | 417 | Morris County | Close Wiley Elementary School end of 01-02 yr | \$0 | No | 0.0% | Passed | |
| 78 | Reno | No | 10/9/2001 | 311 | Pretty Prairie | Remodel Physical Ed Facility | \$4,810,000 | No | 0.0% | Failed | |
| 63 | Montgomery | No | 10/23/2001 | 445 | Coffeyville | 1/2 cent sales tax question for schools | \$0 | No | 0.0% | Passed | |
| 11 | Cherokee | No | 11/6/2001 | 404 | Riverton | Construct new gym, science classrooms and commons | \$3,200,000 | No | 0.0% | Failed | |
| 11 | Cherokee | No | 11/6/2001 | 404 | Riverton | Construct new gym, science classrooms and commons | \$3,200,000 | No | 0.0% | Failed | |
| 19 | Crawford | No | 11/6/2001 | 246 | Northeast | Additions, remodeling, and furnishing buildings | \$4,299,000 | No | 0.0% | Passed | |
| 21 | Dickinson | No | 11/6/2001 | 473 | Chapman | | \$0 | Yes | 25.0% | Continu | Failed |
| 23 | Douglas | No | 11/6/2001 | 348 | Baldwin City | New upper Elementary School, Grades 3-5 | \$7,900,000 | No | 0.0% | Passed | |
| 23 | Douglas | No | 11/6/2001 | 491 | Eudora | New High School Building | \$16,080,000 | No | 0.0% | Passed | |
| 96 | Sumner | No | 11/6/2001 | 356 | Conway Springs | Renovations and remodeling | \$4,350,000 | No | 0.0% | Passed | |
| 5 | Barton | No | 12/11/2001 | 431 | Hoisington | | \$0 | Yes | 9.2% | 10 | Failed |
| 63 | Montgomery | No | 3/12/2002 | 445 | Coffeyville | Construct a new elementary | \$19,975,000 | No | 0.0% | Passed | |
| 58 | Marshall | No | 3/26/2002 | 498 | Valley Heights | | \$0 | Yes | 25.0% | Continu | Failed |
| 65 | Morton | No | 4/2/2002 | 217 | Rolla | Build New K-5, Gym, 7-12 Science | \$4,000,000 | No | 0.0% | Passed | |
| 78 | Reno | No | 4/2/2002 | 311 | Pretty Prairie | Addition and renovation to hs, md, and elem bldgs | \$1,755,000 | No | 0.0% | Passed | |

Question Submitted Election Data

1995 - to present year

| County Number | County Name | Mail | | Date | USD | USDName | Purpose | LOB | | | Result |
|---------------|--------------|--------|--------|-----------|-----|---------------------|--|--------------|-----|----------------|--------|
| | | Ballot | Ballot | | | | | Bond Amt | LOB | LOB Yrs | |
| 2 | Anderson | No | No | 5/7/2002 | 365 | Garnett | New building and repairs | \$16,000,000 | No | 0.0% | Failed |
| 40 | Harvey | No | No | 5/7/2002 | 460 | Hesston | Improve, renovate, and construct k-12 buildings | \$13,700,000 | No | 0.0% | Passed |
| 64 | Morris | No | No | 5/7/2002 | 417 | Morris County | Build a new high school | \$15,940,000 | No | 0.0% | Failed |
| 83 | Rush | No | No | 5/7/2002 | 395 | LaCrosse | New High School | \$5,200,000 | No | 0.0% | Failed |
| 86 | Scott | No | No | 5/7/2002 | 466 | Scott County | Renovation of local high school | \$14,750,000 | No | 0.0% | Passed |
| 46 | Johnson | No | No | 5/21/2002 | 232 | De Soto | School Buildings | \$91,200,000 | No | 0.0% | Failed |
| 80 | Rice | No | No | 6/4/2002 | 401 | Chase-Raymond | Closing Raymond Atndnce Center | \$0 | No | 0.0% | Passed |
| 89 | Shawnee | No | No | 9/4/2002 | 450 | Shawnee Heights | Auditorium, Equipment, and Technology | \$32,500,000 | No | 0.0% | Failed |
| 69 | Norton | No | No | 11/1/2002 | 213 | West Solomon Valley | Voting Method Change | \$0 | No | 0.0% | Failed |
| 2 | Anderson | No | No | 11/5/2002 | 320 | Wamego | Renovations & Additions to H.S. and West Elem. Bid | \$16,940,000 | No | 0.0% | Passed |
| 10 | Chautauqua | No | No | 11/5/2002 | 285 | Cedar Vale | Change of Voting Method | \$0 | No | 0.0% | Passed |
| 26 | Ellis | No | No | 11/5/2002 | 432 | Victoria | Change voting plan | \$0 | No | 0.0% | Passed |
| 46 | Johnson | No | No | 11/5/2002 | 232 | De Soto | School Buildings | \$76,750,000 | No | 0.0% | Passed |
| 55 | Logan | No | No | 11/5/2002 | 274 | Oakley | Gym and classrooms | \$1,750,000 | No | 0.0% | Failed |
| 66 | Nemaha | No | No | 11/5/2002 | 441 | Sabetha | Refurbish & add to existing school buildings | \$4,290,000 | No | 0.0% | Failed |
| 71 | Osborne | No | No | 11/5/2002 | 399 | Paradise | Change method of electing School Board Members | \$0 | No | 0.0% | Passed |
| 72 | Ottawa | No | No | 11/5/2002 | 239 | North Ottawa County | Close School Building | \$0 | No | 0.0% | Passed |
| 82 | Rooks | No | No | 11/5/2002 | 270 | Plainville | Change Method of Election | \$0 | No | 0.0% | Passed |
| 84 | Russell | No | No | 11/5/2002 | 399 | Paradise | Board Member districts to all at large positions | \$0 | No | 0.0% | Passed |
| 87 | Sedgewick | No | No | 11/5/2002 | 264 | Clearwater | New High School | \$12,850,000 | No | 0.0% | Passed |
| 89 | Shawnee | No | No | 11/5/2002 | 450 | Shawnee Heights | Auditorium, Equipment, and Technology | \$32,500,000 | No | 0.0% | Failed |
| 99 | Wabaunsee | No | No | 11/5/2002 | 330 | Mission Valley | Constructing and improving a K-8 attendance center | \$6,820,000 | No | 0.0% | Passed |
| 87 | Sedgewick | Yes | Yes | 1/16/2003 | 263 | Mulvane | Rec Commission levy for pool, 5.80 mill | \$0 | No | 0.0% | Failed |
| 19 | Crawford | No | No | 1/21/2003 | 250 | Pittsburg | Construct, equip new bus maintenance facility | \$11,950,000 | No | 0.0% | Passed |
| 30 | Franklin | No | No | 1/21/2003 | 290 | Ottawa | Construction and furnishing Additions | \$36,000,000 | No | 0.0% | Failed |
| 52 | Leavenworth | No | No | 1/21/2003 | 458 | Basehor-Linwood | New middle school and addition to Elem School | \$29,990,000 | No | 0.0% | Failed |
| 52 | Leavenworth | No | No | 1/21/2003 | 469 | Lansing | New Elem School and addition to HS | \$16,830,000 | No | 0.0% | Failed |
| 52 | Leavenworth | No | No | 1/28/2003 | 449 | Easton | New Elementary School | \$5,900,000 | No | 0.0% | Passed |
| 38 | Hamilton | No | No | 2/25/2003 | 494 | Syracuse | | \$0 | Yes | 25.0% | Failed |
| 3 | Atchison | No | No | 4/1/2003 | 409 | Atchison | Addition and renovation to school buildings | \$15,000,000 | No | 0.0% | Passed |
| 19 | Crawford | No | No | 4/1/2003 | 247 | Cherokee | Should West Mineral Attendance Center Be closed? | \$0 | No | 0.0% | Passed |
| 23 | Douglas | No | No | 4/1/2003 | 497 | Lawrence | Renovations and New Construction | \$59,000,000 | No | 0.0% | Failed |
| 30 | Franklin | No | No | 4/1/2003 | 288 | Central Heights | Addition and furnishings | \$3,995,000 | No | 0.0% | Passed |
| 52 | Leavenworth | No | No | 4/1/2003 | 458 | Basehor-Linwood | New middle school and addition to Elem School | \$29,990,000 | No | 0.0% | Failed |
| 66 | Nemaha | No | No | 4/1/2003 | 380 | Vermillion | | \$0 | Yes | 25.0% continuo | Failed |
| 68 | Ness | No | No | 4/1/2003 | 302 | Bazine | Consolidation of USD 302 and 304 | \$0 | No | 0.0% | Passed |
| 68 | Ness | No | No | 4/1/2003 | 304 | Ransom | Consolidation of USD 302 and 304 | \$0 | No | 0.0% | Passed |
| 75 | Pottawatomie | No | No | 4/1/2003 | 323 | Rock Creek | Lease purchase agreement for school addition | \$900,000 | No | 0.0% | Passed |
| 77 | Rawlins | No | No | 4/1/2003 | 105 | Rawlins County | Consolidate USD 317 and 318 | \$0 | No | 0.0% | Passed |
| 77 | Rawlins | No | No | 4/1/2003 | 105 | Rawlins County | Consolidate USD 317 and 318 | \$0 | No | 0.0% | Passed |
| 102 | Wichita | No | No | 4/1/2003 | 467 | Leoti | Elementary and High school addition | \$10,600,000 | No | 0.0% | Failed |
| 21 | Dickinson | No | No | 6/3/2003 | 435 | Abilene | Renovations, AC and other improvements | \$4,951,763 | No | 0.0% | Passed |
| 87 | Sedgewick | No | No | 6/3/2003 | 262 | Valley Center | Athletic fields | \$4,800,000 | No | 0.0% | Passed |
| 18 | Cowley | No | No | 6/6/2003 | 465 | Winfield | Renovations and Improvements | \$24,000,000 | No | 0.0% | Passed |
| 77 | Rawlins | No | No | 7/8/2003 | 105 | Rawlins County | Rec Commission Levy 1 mill | \$0 | No | 0.0% | Failed |
| 20 | Decatur | No | No | 7/27/2003 | 294 | Oberlin | | \$0 | Yes | 10.0% 5 years | Passed |
| 46 | Johnson | No | No | 9/9/2003 | 233 | Olathe | New school computers and technology | \$73,500,000 | No | 0.0% | Passed |
| 43 | Jackson | No | No | 10/7/2003 | 336 | Holton | Elementary and middle school | \$18,000,000 | No | 0.0% | Failed |

Question Submitted Election Data

1995 - to present year

| County Number | County Name | Ballot | Date | USD | USDName | Purpose | LOB | | | Result |
|---------------|-------------|--------|-----------|-----|----------------------|---|---------------|-----|---------|--------|
| | | | | | | | Bond Amt | LOB | LOB Yrs | |
| 42 | Hodgeman | No | 11/4/2003 | 227 | Jetmore | Renovations and school improvements | \$4,982,000 | No | 0.0% | Passed |
| 45 | Jewell | No | 11/4/2003 | 278 | Mankato | Roof replacement | \$400,000 | No | 0.0% | Passed |
| 46 | Johnson | No | 12/9/2003 | 230 | Spring Hill | Elementary and high school technology | \$48,600,000 | No | 0.0% | Passed |
| 8 | Butler | No | 3/2/2004 | 206 | Remington-Whitewater | Improvements for grade, high, middle school. | \$8,700,000 | No | 0.0% | Failed |
| 20 | Decatur | No | 3/2/2004 | 294 | Oberlin | | \$0 | Yes | 25.0% | Failed |
| 46 | Johnson | No | 4/6/2004 | 512 | Shawnee Mission | New sites/building renovation. | \$184,000,000 | No | 0.0% | Passed |
| 8 | Butler | No | 5/4/2004 | 394 | Rose Hill | Build and remodel Rose Hill Schools. | \$25,514,000 | No | 0.0% | Passed |
| 93 | Stafford | No | 5/4/2004 | 350 | St. John-Hudson | Classroom addition and remodeling. | \$1,300,000 | No | 0.0% | Passed |
| 86 | Scott | No | 5/7/2004 | 466 | Scott County | | \$0 | Yes | 25.0% | Failed |
| 87 | Sedgwick | No | 5/7/2004 | 263 | Mulvane | Construct, furnish and equip additions. | \$9,039,000 | No | 0.0% | Passed |
| 87 | Sedgwick | No | 5/7/2004 | 263 | Mulvane | Construct and equip gym (Mulvane) | \$1,030,000 | No | 0.0% | Passed |
| 40 | Harvey | No | 5/11/2004 | 440 | Halstead | Addition to Primary School | \$7,405,000 | No | 0.0% | Passed |
| 40 | Harvey | No | 5/11/2004 | 440 | Halstead | Addition to High School. | \$3,275,000 | No | 0.0% | Passed |
| 67 | Neosho | No | 5/11/2004 | 101 | Erie | New High School Building. | \$14,130,000 | No | 0.0% | Failed |
| 8 | Butler | No | 5/25/2004 | 490 | El Dorado | Construct, renovate, and improve schools. | \$36,500,000 | No | 0.0% | Failed |
| 87 | Sedgwick | No | 6/11/2004 | 265 | Goddard | Acquire site, construct, furnish, equip facility. | \$23,900,000 | No | 0.0% | Passed |
| 89 | Shawnee | No | 8/3/2004 | 345 | Seaman | High School and Junior High Bldgs. | \$8,000,000 | No | 0.0% | Failed |
| 89 | Shawnee | No | 8/3/2004 | 372 | Silver Lake | Recreation Commission 1 mill | \$0 | No | 0.0% | Failed |
| 89 | Shawnee | No | 9/2/2004 | 450 | Shawnee Heights | High School and other facilities. | \$23,345,000 | No | 0.0% | Passed |
| 89 | Shawnee | No | 9/2/2004 | 450 | Shawnee Heights | Fine Arts and Sports Facilities. | \$4,125,000 | No | 0.0% | Failed |
| 89 | Shawnee | No | 9/2/2004 | 450 | Shawnee Heights | Building additions to facilities. | \$2,500,000 | No | 0.0% | Passed |
| 2 | Anderson | No | 11/2/2004 | 479 | Crest | Add on construction | \$1,754,000 | No | 0.0% | Failed |
| 8 | Butler | No | 11/2/2004 | 206 | Remington-Whitewater | Construct, equip, furnish, renovate. | \$6,595,000 | No | 0.0% | Failed |
| 8 | Butler | No | 11/2/2004 | 206 | Remington-Whitewater | Add on construction Remington High School. | \$2,345,000 | No | 0.0% | Failed |
| 30 | Franklin | No | 11/2/2004 | 290 | Ottawa | Construct new school and remodel and demolish. | \$25,900,000 | No | 0.0% | Passed |
| 44 | Jefferson | No | 11/2/2004 | 343 | Perry | Miscellaneous improvements | \$9,970,000 | No | 0.0% | Passed |
| 46 | Johnson | No | 11/2/2004 | 233 | Olathe | Voting Plan Change | \$0 | No | 0.0% | Passed |
| 50 | Labette | No | 11/2/2004 | 506 | Labette County | Renovate existing schools. | \$7,785,000 | No | 0.0% | Passed |
| 50 | Labette | No | 11/2/2004 | 506 | Labette County | New addition to High School. | \$2,210,000 | No | 0.0% | Failed |
| 52 | Leavenworth | No | 11/2/2004 | 464 | Tonganoxie | Construct new middle and, renovate existing bldgs | \$25,300,000 | No | 0.0% | Passed |
| 60 | Meade | No | 11/2/2004 | 226 | Meade | Renovations and improvements. | \$4,998,000 | No | 0.0% | Passed |
| 61 | Miami | No | 11/2/2004 | 416 | Louisburg | Recreation Commission 1 mill | \$0 | No | 0.0% | Failed |
| 64 | Morris | No | 11/2/2004 | 417 | Morris County | High school additions and improvements. | \$8,714,000 | No | 0.0% | Failed |
| 68 | Ness | No | 11/2/2004 | 106 | Western Plains | Recreation Commission 1 mill | \$0 | No | 0.0% | Passed |
| 92 | Smith | No | 11/2/2004 | 237 | Smith Center | Renovation for Grade School | \$3,000,000 | No | 0.0% | Failed |
| 101 | Washington | No | 11/2/2004 | 223 | Barnes | Renovations at Hanover, and Linn Schools. | \$1,500,000 | No | 0.0% | Passed |
| 61 | Miami | No | 1/27/2005 | 367 | Osawatimie | High school addition. | \$9,950,000 | No | 0.0% | Passed |
| 61 | Miami | No | 1/27/2005 | 368 | Paola | School improvements & resurfacing the football field. | \$7,000,000 | No | 0.0% | Failed |
| 8 | Butler | Yes | 2/1/2005 | 490 | El Dorado | Additions and renovations to high school building. | \$25,940,000 | No | 0.0% | Failed |
| 8 | Butler | Yes | 2/1/2005 | 490 | El Dorado | Remodeling the elementary school building. | \$9,560,000 | No | 0.0% | Failed |
| 46 | Johnson | Yes | 2/1/2005 | 229 | Blue Valley | School sites, facilities and technology. | \$279,980,000 | No | 0.0% | Passed |
| 46 | Johnson | Yes | 2/1/2005 | 230 | Spring Hill | Capital Outlay Levy 5 years 7 mills | \$0 | No | 0.0% | Failed |
| 46 | Johnson | Yes | 2/1/2005 | 231 | Gardner-Edgerton | New school construction | \$49,973,000 | No | 0.0% | Passed |
| 8 | Butler | No | 4/5/2005 | 490 | El Dorado | High school addition and remodeling. | \$19,140,000 | No | 0.0% | Passed |
| 8 | Butler | No | 4/5/2005 | 490 | El Dorado | Renovations for middle school building. | \$9,560,000 | No | 0.0% | Failed |
| 8 | Butler | No | 4/5/2005 | 490 | El Dorado | Renovation of 5 elementary school buildings. | \$6,800,000 | No | 0.0% | Failed |
| 13 | Clark | No | 4/5/2005 | 220 | Ashland | Change in method of election and voting plan. | \$0 | No | 0.0% | Passed |
| 19 | Crawford | No | 4/5/2005 | 249 | Frontenac | Additions to schools. | \$5,900,000 | No | 0.0% | Passed |

Question Submitted Election Data

1995 - to present year

| County Number | County Name | Mail | | Date | USD | USDName | Purpose | BondAmt | LOB | LOB Amt | LOB Yrs | Result |
|---------------|--------------|--------|--------|------------|-----|----------------------|--|---------------|-----|---------|---------|--------|
| | | Ballot | Ballot | | | | | | | | | |
| 23 | Douglas | No | No | 4/5/2005 | 497 | Lawrence | Facility improvements, new JR HI and improvements to all secondary schools | \$54,000,000 | No | 0.0% | | Passed |
| 23 | Douglas | No | No | 4/5/2005 | 497 | Lawrence | Technology improvements | \$8,900,000 | No | 0.0% | | Passed |
| 44 | Jefferson | No | No | 4/5/2005 | 338 | Valley Falls | Recreation Commission Levy 1 mill | \$0 | No | 0.0% | | Passed |
| 52 | Leavenworth | No | No | 4/5/2005 | 469 | Lansing | New K-5 elementary school, an auditorium to High School. | \$23,600,000 | No | 0.0% | | Passed |
| 63 | Montgomery | No | No | 4/5/2005 | 446 | Independence | New elementary & updates to buildings | \$22,890,000 | No | 0.0% | | Failed |
| 8 | Butler | No | No | 6/7/2005 | 206 | Remington-Whitewater | Improvements to all buildings (high school, middle school & elementary school). | \$6,940,000 | No | 0.0% | | Passed |
| 64 | Morris | No | No | 6/7/2005 | 417 | Morris County | Additions & improvements to High School | \$8,120,000 | No | 0.0% | | Failed |
| 76 | Pratt | No | No | 6/7/2005 | 382 | Pratt | New high school. | \$14,500,000 | No | 0.0% | | Failed |
| 87 | Sedgewick | No | No | 6/7/2005 | 261 | Haysville | New schools & building renovations. | \$49,000,000 | No | 0.0% | | Passed |
| 92 | Smith | No | No | 6/7/2005 | 237 | Smith Center | Elementary school remodel. | \$3,000,000 | No | 0.0% | | Failed |
| 75 | Pottawatomie | No | No | 8/2/2005 | 320 | Wamego | New sports complex & improve existing track. | \$3,400,000 | No | 0.0% | | Failed |
| 105 | Wyandotte | No | No | 9/27/2005 | 204 | Bonner Springs | 3 new elementary schools and renovation to high school. | \$18,700,000 | No | 0.0% | | Passed |
| 8 | Butler | No | No | 10/4/2005 | 446 | Independence | Construct new elementary & renovate other buildings | \$39,680,000 | No | 0.0% | | Passed |
| 63 | Montgomery | No | No | 10/18/2005 | 475 | Geary County | Bond issue for new middle school and new elementary school. | \$33,000,000 | No | 0.0% | | Passed |
| 31 | Geary | No | No | 11/1/2005 | 458 | Basehor-Linwood | Additions to elementary facilities, middle school, New K-5 facility. | \$22,990,000 | No | 0.0% | | Failed |
| 52 | Leavenworth | No | No | 11/8/2005 | 258 | Humboldt | Construct New gymnasium. | \$5,900,000 | No | 0.0% | | Passed |
| 1 | Allen | No | No | 11/8/2005 | 104 | White Rock | Shall school districts 104 and 278 form a consolidated Unified School District. | \$0 | No | 0.0% | | Passed |
| 45 | Jewell | No | No | 11/8/2005 | 278 | Mankato | Shall school districts 104 and 278 form a consolidated Unified School District. | \$0 | No | 0.0% | | Passed |
| 45 | Jewell | No | No | 11/8/2005 | 278 | Mankato | Shall school districts 104 and 278 form a consolidated Unified School District. | \$15,900,000 | No | 0.0% | | Failed |
| 70 | Osage | No | No | 11/8/2005 | 434 | Santa Fe Trail | Bond issue for facility improvements. | \$9,900,000 | No | 0.0% | | Failed |
| 105 | Wyandotte | No | No | 11/5/2005 | 202 | Turner-Kansas City | New stadium complex including football, soccer & track fields. | \$42,690,000 | No | 0.0% | | Failed |
| 67 | Neosho | No | No | 2/7/2006 | 413 | Chanute | Bond issue for new high school building & Improvements to Rayster Middle School & New | \$9,485,000 | No | 0.0% | | Failed |
| 72 | Ottawa | No | No | 3/7/2006 | 239 | North Ottawa County | Go Bond for classrooms, gym and renovations | \$7,980,000 | No | 0.0% | | Passed |
| 29 | Ford | No | No | 4/4/2006 | 443 | Dodge City | Lease purchase to finance new Elementary School. | \$8,000,000 | No | 0.0% | | Passed |
| 57 | Marion | No | No | 4/4/2006 | 408 | Marion-Florence | GO Bond for additions to classrooms and gym. | \$4,675,000 | No | 0.0% | | Failed |
| 72 | Ottawa | No | No | 4/4/2006 | 240 | Twin Valley | Bond issue for new gym & refurbish. | \$18,900,000 | No | 0.0% | | Failed |
| 63 | Montgomery | No | No | 6/6/2006 | 446 | Independence | GO Bonds renovation and tech additions | \$37,000,000 | No | 0.0% | | Failed |
| 78 | Reno | No | No | 6/6/2006 | 313 | Buhler | Change in voting plan from Member District to at-large method. | \$0 | No | 0.0% | | Passed |
| 22 | Doniphan | No | No | 8/1/2006 | 429 | Troy | Capital Outlay | \$0 | No | 0.0% | | Failed |
| 30 | Franklin | No | No | 8/1/2006 | 287 | West Franklin | Capital Outlay Tax levy for 5 years to update schools & equipment. | \$0 | No | 0.0% | | Failed |
| 46 | Johnson | No | No | 8/1/2006 | 230 | Spring Hill | Change to all at-large method. | \$0 | No | 0.0% | | Passed |
| 54 | Linn | No | No | 8/1/2006 | 344 | Pleasanton | The members of the Board of Education of USD 258 Humboldt shall all be elected "At-Large" | \$0 | No | 0.0% | | Passed |
| 1 | Allen | No | No | 11/7/2006 | 258 | Humboldt | Change from 3 district method to all at-large. | \$0 | No | 0.0% | | Failed |
| 3 | Atchison | No | No | 11/7/2006 | 377 | Atchison County | Change from 6 member district, 1 at-large to 2 member district with 3 members elected for | \$0 | No | 0.0% | | Passed |
| 4 | Barber | No | No | 11/7/2006 | 255 | South Barber | Change from 6 district with 1 at-large to 3 districts (2 members per district) and 1 at-large. | \$0 | No | 0.0% | | Passed |
| 9 | Chase | No | No | 11/7/2006 | 284 | Chase County | General Obligation Bonds. | \$14,000,000 | No | 0.0% | | Failed |
| 11 | Cherokee | No | No | 11/7/2006 | 508 | Baxter Springs | Change from voting Plan C to Voting Plan B. | \$0 | No | 0.0% | | Passed |
| 16 | Coffey | No | No | 11/7/2006 | 245 | LeRoy-Gridley | Change from District Method to all at-large. | \$0 | No | 0.0% | | Passed |
| 20 | Decatur | No | No | 11/7/2006 | 294 | Oberlin | Change from 3 district method to all at-large. | \$0 | No | 0.0% | | Passed |
| 24 | Edwards | No | No | 11/7/2006 | 347 | Kinsley-Offerte | Change from 3 district method to all at-large. | \$0 | No | 0.0% | | Passed |
| 35 | Gray | No | No | 11/7/2006 | 102 | Cimarron-Ensign | Change from 3 district method to all at-large. | \$0 | No | 0.0% | | Passed |
| 40 | Harvey | No | No | 11/7/2006 | 369 | Burrton | Change from 3 district method to all at-large. | \$0 | No | 0.0% | | Passed |
| 42 | Hodgeman | No | No | 11/7/2006 | 227 | Jetmore | Increase LOB by 1% & not to exceed 31% each year thereafter. | \$0 | Yes | 1.00% | | Passed |
| 46 | Johnson | No | No | 11/7/2006 | 229 | Blue Valley | Bonds for schools. | \$105,700,000 | No | 0.0% | | Failed |
| 46 | Johnson | No | No | 11/7/2006 | 232 | De Soto | Change from all at-large to 3 district. | \$0 | No | 0.0% | | Passed |
| 50 | Labette | No | No | 11/7/2006 | 505 | Chetopa-St. Paul | Change from 6 district method to the 2 district method. | \$0 | No | 0.0% | | Passed |
| 53 | Lincoln | No | No | 11/7/2006 | 298 | Lincoln | | \$0 | No | 0.0% | | Passed |

Question Submitted Election Data

1995 - to present year

| County Number | County Name | Mail | | Date | USD | USDName | Purpose | Bond Amt | LOB | LOB Amt | LOB Yrs | Result |
|---------------|--------------|--------|-----------|------|-------------------------|---|--------------|----------|-------|---------|---------|--------|
| | | Ballot | Result | | | | | | | | | |
| 59 | McPherson | No | 11/7/2006 | 418 | McPherson | Increase capital outlay levy by 2 mills. | \$0 | No | 0.00% | | | Failed |
| 59 | McPherson | No | 11/7/2006 | 423 | Moundridge | Change from 3 district to all at-large. | \$0 | No | 0.00% | | | Passed |
| 59 | McPherson | No | 11/7/2006 | 423 | Moundridge | General obligation bonds to construct, furnish and equip an addition and make renovations t | \$1,200,000 | No | 0.00% | | | Passed |
| 59 | McPherson | No | 11/7/2006 | 448 | Inman | Change from 3 district to all at-large. | \$0 | No | 0.00% | | | Passed |
| 61 | Miami | No | 11/7/2006 | 416 | Louisburg | Proposition #2 - Improvement to stadium. | \$2,240,000 | No | 0.00% | | | Passed |
| 61 | Miami | No | 11/7/2006 | 416 | Louisburg | Proposition #1 - New elementary school. | \$0 | No | 0.00% | | | Passed |
| 63 | Montgomery | No | 11/7/2006 | 447 | Cherryvale | Change from district method to all at-large. | \$21,135,000 | No | 0.00% | | | Passed |
| 64 | Morris | No | 11/7/2006 | 417 | Morris County | Change from 3 district method to 2 district method. | \$0 | No | 0.00% | | | Passed |
| 66 | Nemaha | No | 11/7/2006 | 441 | Sabetha | Change from 3 member district method to 6 member district method. | \$0 | No | 0.00% | | | Passed |
| 67 | Neosho | No | 11/7/2006 | 101 | Erie | Bond issue for new high school building. | \$24,000,000 | No | 0.00% | | | Failed |
| 70 | Osage | No | 11/7/2006 | 421 | Lyndon | Voting plan change. | \$0 | No | 0.00% | | | Passed |
| 70 | Osage | No | 11/7/2006 | 434 | Santa Fe Trail | Bonds for new middle school and high school improvements | \$14,500,000 | No | 0.00% | | | Failed |
| 72 | Ottawa | No | 11/7/2006 | 239 | North Ottawa County | Go Bond for classroom and kitchen. | \$5,473,000 | No | 0.00% | | | Passed |
| 72 | Ottawa | No | 11/7/2006 | 239 | North Ottawa County | Go Bonds for practice gym, etc. | \$2,512,000 | No | 0.00% | | | Failed |
| 72 | Ottawa | No | 11/7/2006 | 239 | North Ottawa County | Go Bonds for wrestling room, storage, etc. | \$789,000 | No | 0.00% | | | Failed |
| 72 | Ottawa | No | 11/7/2006 | 240 | Twin Valley | Go Bonds for classrooms, gym, artroom, etc. | \$4,995,000 | No | 0.00% | | | Passed |
| 74 | Phillips | No | 11/7/2006 | 325 | Phillipsburg | Change from 6 district method and 1 at-large to 3 member districts and 1 at-large. | \$0 | No | 0.00% | | | Passed |
| 75 | Pottawatomie | No | 11/7/2006 | 323 | Rock Creek | Go Bonds for new elementary school at St. George; VoAg Bldg at Rock Creek Jr/Sr High C | \$11,485,000 | No | 0.00% | | | Passed |
| 76 | Pratt | No | 11/7/2006 | 382 | Pratt | Change to members elected at-large Voting Plan A. | \$0 | No | 0.00% | | | Passed |
| 76 | Pratt | No | 11/7/2006 | 438 | Skyline | Change to members elected at-large Voting Plan A. | \$0 | No | 0.00% | | | Passed |
| 78 | Reno | No | 11/7/2006 | 308 | Hutchinson | Building improvements | \$78,800,000 | No | 0.00% | | | Passed |
| 78 | Reno | No | 11/7/2006 | 310 | Fairfield | Change method to all at-large. | \$0 | No | 0.00% | | | Passed |
| 78 | Reno | No | 11/7/2006 | 313 | Buhler | GO Bonds athletic facilities | \$1,500,000 | No | 0.00% | | | Failed |
| 78 | Reno | No | 11/7/2006 | 313 | Buhler | GO Bonds renovation and additional classrooms | \$30,950,000 | No | 0.00% | | | Failed |
| 80 | Rice | No | 11/7/2006 | 376 | Sterling | Change from 3 district method to all at-large. | \$0 | No | 0.00% | | | Passed |
| 80 | Rice | No | 11/7/2006 | 405 | Lyons | Change from 3 district method to all at-large. | \$0 | No | 0.00% | | | Passed |
| 81 | Riley | No | 11/7/2006 | 384 | Blue Valley-Randolph | Change to 3 District, 1 at-large. | \$0 | No | 0.00% | | | Passed |
| 87 | Sedgwick | No | 11/7/2006 | 265 | Goddard | Change from 3 district method to all at-large. | \$0 | No | 0.00% | | | Passed |
| 93 | Stafford | No | 11/7/2006 | 349 | Stafford | Change from 3 district method to all at-large. | \$0 | No | 0.00% | | | Passed |
| 96 | Sumner | No | 11/7/2006 | 360 | Caldwell | Change from 3 district method to all at-large. | \$0 | No | 0.00% | | | Passed |
| 97 | Thomas | No | 11/7/2006 | 316 | Golden Plains | Change from 3 district method to all at-large. | \$0 | No | 0.00% | | | Passed |
| 103 | Wilson | No | 11/7/2006 | 461 | Neodesha | Shall the method of electing member districts 1,2,3,4,5 & 6 for USD 316 Board of Educatio | \$0 | No | 0.00% | | | Passed |
| 70 | Osage | No | 1/23/2007 | 434 | Santa Fe Trail | Neodesha City & USD 461 - Joint Recreation. | \$14,535,000 | No | 0.00% | | | Failed |
| 11 | Cherokee | Yes | 4/3/2007 | 404 | Riverton | Bond issue to improve high school attendance center. | \$0 | No | 0.00% | | | Failed |
| 40 | Harvey | No | 4/3/2007 | 369 | Burton | Levy a tax of \$4.00 per year for fire station and community center | \$0 | No | 0.00% | | | Passed |
| 51 | Lane | No | 4/3/2007 | 468 | Healy | Rec Commission with City of Burrton 1 Mill | \$0 | No | 0.00% | | | Passed |
| 87 | Sedgwick | No | 4/3/2007 | 266 | Maize | Increase local option budget by 1%. | \$0 | Yes | 1.00% | | | Passed |
| 102 | Wichita | No | 4/3/2007 | 467 | Leoti | Bond issue for new school buildings. | \$58,885,000 | No | 0.00% | | | Passed |
| 102 | Wichita | No | 4/3/2007 | 467 | Leoti | Bond issue for auxiliary gym. | \$1,216,000 | No | 0.00% | | | Failed |
| 50 | Labette | No | 6/5/2007 | 505 | Chetopa-St. Paul | Bond issue for new elementary facility. | \$8,000,000 | No | 0.00% | | | Failed |
| 57 | Marion | No | 6/5/2007 | 410 | Durham-Hillsboro-Lehigh | Construct and equip additions and remodeling of high schools | \$8,500,000 | No | 0.00% | | | Passed |
| 67 | Neosho | No | 6/5/2007 | 505 | Chetopa-St. Paul | Building additions and athletic facilities | \$6,625,000 | No | 0.00% | | | Passed |
| 46 | Johnson | Yes | 6/19/2007 | 230 | Spring Hill | Bond issue for school improvements. | \$8,500,000 | No | 0.00% | | | Passed |
| 74 | Phillips | No | 8/2/2007 | 324 | Eastern Heights | 4.0 Capital Outlay, Five years | \$0 | No | 0.00% | | | Failed |
| 92 | Smith | No | 8/2/2007 | 238 | West Smith County | School Consolidation with USD 238. | \$0 | No | 0.00% | | | Passed |
| 11 | Cherokee | Yes | 9/18/2007 | 508 | Baxter Springs | School Consolidation with USD 324 | \$14,000,000 | No | 0.00% | | | Failed |
| 46 | Johnson | Yes | 9/18/2007 | 232 | De Soto | Construct, furnish and equip a new middle school (grades 5-8), including demolition of exi- | \$51,000,000 | No | 0.00% | | | Failed |
| 46 | Johnson | Yes | 9/18/2007 | 232 | De Soto | Bond Issue new construction | \$19,500,000 | No | 0.00% | | | Failed |
| | | | | | | Remodeling high schools | | | | | | Failed |

Question Submitted Election Data

1995 - to present year

| County Number | County Name | Ballot | | Date | USD | USDName | Purpose | Bond Amt | LOB | LOB Amt | LOB Yrs | Result | |
|---------------|-------------|--------|--------|------------|-----|-------------------------|---|---------------|-----|---------|---------|--------|--------|
| | | Mail | Ballot | | | | | | | | | | |
| 67 | Neosho | No | | 9/18/2007 | 101 | Eric | Bond issue for new High School. | \$24,814,431 | No | \$0 | 0.00% | Passed | |
| 46 | Johnson | Yes | | 10/16/2007 | 233 | Olathe | Increase local option budget by 1% | \$0 | Yes | \$0 | 1.00% | Passed | |
| 46 | Johnson | Yes | | 10/16/2007 | 233 | Olathe | Bond issue additions to buildings | \$138,000,000 | No | \$0 | 0.00% | Passed | |
| 105 | Wyandotte | Yes | | 10/16/2007 | 202 | Turner-Kansas City | Bond to upgrade school buildings and to construct a stadium complex. | \$12,500,000 | No | \$0 | 0.00% | Failed | |
| 52 | Leavenworth | No | | 10/25/2007 | 458 | Basehor-Linwood | New middle school; new elementary school; build additions. | \$39,900,000 | No | \$0 | 0.00% | Passed | |
| 78 | Reno | Yes | | 11/3/2007 | 313 | Buhler | Bond issue for middle school improvements | \$4,800,000 | No | \$0 | 0.00% | Failed | |
| 78 | Reno | Yes | | 11/3/2007 | 313 | Buhler | Bond issue for various school building improvements | \$34,600,000 | No | \$0 | 0.00% | Failed | |
| 3 | Atchison | Yes | | 11/6/2007 | 377 | Atchison County | Bond issue for new elementary purchase, equipping, furnishing, repairing, remodeling to bu | \$19,450,076 | No | \$0 | 0.00% | Failed | |
| 23 | Douglas | No | | 11/6/2007 | 491 | Eudora | General obligation bonds for school construction | \$45,000,000 | No | \$0 | 0.00% | Passed | |
| 40 | Harvey | Yes | | 11/6/2007 | 373 | Newton | Bond issue construct, furnish & equip additions existing buildings and new vocational build | \$29,910,000 | No | \$0 | 0.00% | Passed | |
| 66 | Nemaha | No | | 11/6/2007 | 442 | Nemaha Valley | Bond issue for new elementary/Jr. high building. | \$6,355,000 | No | \$0 | 0.00% | Passed | |
| 87 | Sedgwick | No | | 11/6/2007 | 265 | Goddard | Bond issue for new school buildings. | \$83,714,700 | No | \$0 | 0.00% | Passed | |
| 87 | Sedgwick | No | | 11/6/2007 | 267 | Renwick | Bond issue for school building improvements. | \$4,481,620 | No | \$0 | 0.00% | Failed | |
| 87 | Sedgwick | No | | 11/6/2007 | 267 | Renwick | Bond issue for school building improvements. | \$8,597,660 | No | \$0 | 0.00% | Passed | |
| 87 | Sedgwick | No | | 11/6/2007 | 267 | Renwick | Bond issue for school building improvements. | \$9,697,800 | No | \$0 | 0.00% | Passed | |
| 35 | Gray | No | | 11/7/2007 | 102 | Cimarron-Ensign | Change from 3 district method to all at-large. | \$0 | No | \$0 | 0.00% | Passed | |
| 89 | Shawnee | No | | 11/8/2007 | 437 | Auburn Washburn | Bond issue school building | \$67,950,000 | No | \$0 | 0.00% | Passed | |
| 43 | Jackson | No | | 11/13/2007 | 335 | North Jackson | Bond issue for new addition. | \$3,000,000 | No | \$0 | 0.00% | Passed | |
| 86 | Scott | No | | 11/13/2007 | 466 | Scott County | Bond issue for new addition. | \$0 | Yes | \$0 | 25.0% | 5 | Passed |
| 105 | Wyandotte | No | | 11/13/2007 | 203 | Piper-Kansas City | Bond issue to upgrade school building and to construct a new school. | \$29,962,000 | No | \$0 | 0.00% | Passed | |
| 44 | Jefferson | No | | 12/4/2007 | 340 | Jefferson West | Recreation Commission - 1 mill. | \$0 | No | \$0 | 0.00% | Failed | |
| 22 | Doniphan | No | | 1/29/2008 | 406 | Wathena | Classrooms gym, football field and track. | \$4,750,000 | No | \$0 | 0% | FAILED | |
| 102 | Wichita | No | | 2/5/2008 | 467 | Leoti | New grade school. | \$5,500,000 | No | \$0 | 0% | FAILED | |
| 87 | Sedgwick | No | | 3/11/2008 | 261 | Haysville | Asking for authorization to increase Local Option Budget. | \$0 | Yes | \$0 | 1% | Passed | |
| 23 | Douglas | No | | 4/1/2008 | 497 | Lawrence | Local budget option | \$0 | Yes | \$0 | 1% | Passed | |
| 35 | Gray | No | | 4/1/2008 | 476 | Copeland | New grade school & Jr. High School. | \$4,000,000 | No | \$0 | 0% | Passed | |
| 73 | Pawnee | No | | 4/1/2008 | 495 | Ft. Larned | School improvements and renovations | \$13,500,000 | No | \$0 | 0% | FAILED | |
| 19 | Crawford | No | | 4/8/2008 | 250 | Pittsburg | Additions to grade school. | \$6,100,000 | No | \$0 | 0% | Passed | |
| 8 | Butler | No | | 5/6/2008 | 402 | Augusta | \$48,000,000 Bond Issue | \$48,000,000 | No | \$0 | 0% | Passed | |
| 44 | Jefferson | No | | 5/6/2008 | 338 | Valley Falls | Fitness addition, new commons, classrooms. | \$3,500,000 | No | \$0 | 0% | Passed | |
| 87 | Sedgwick | No | | 6/3/2008 | 261 | Haysville | New school building | \$57,525,000 | No | \$0 | 0% | FAILED | |
| 3 | Atchison | No | | 8/5/2008 | 377 | Atchison County | New elementary & remodeling. | \$19,890,000 | No | \$0 | 0% | FAILED | |
| 26 | Ellis | No | | 8/5/2008 | 432 | Victoria | School improvements | \$3,500,000 | No | \$0 | 0% | Passed | |
| 64 | Morris | No | | 8/5/2008 | 417 | Morris County | High school improvements. | \$8,770,000 | No | \$0 | 0% | Passed | |
| 12 | Cheyenne | No | | 11/4/2008 | 297 | St. Francis | New gymnasium. | \$2,500,000 | No | \$0 | 0% | FAILED | |
| 21 | Dickinson | No | | 11/4/2008 | 487 | Herington | Additions to middle school and high school | \$29,900,000 | No | \$0 | 0% | FAILED | |
| 23 | Douglas | No | | 11/4/2008 | 348 | Baldwin City | School Buildings | \$22,900,000 | No | \$0 | 0% | Passed | |
| 39 | Harper | No | | 11/4/2008 | 361 | Anthony-Harper | School Improvements, construction and equipment | \$1,500,000 | No | \$0 | 0% | FAILED | |
| 39 | Harper | No | | 11/4/2008 | 361 | Anthony-Harper | Additions to elementary school | \$6,500,000 | No | \$0 | 0% | Passed | |
| 43 | Jackson | No | | 11/4/2008 | 336 | Holton | School Buildings | \$21,300,000 | No | \$0 | 0% | FAILED | |
| 46 | Johnson | No | | 11/4/2008 | 232 | De Soto | Repairs and renovations. | \$75,000,000 | No | \$0 | 0% | Passed | |
| 46 | Johnson | No | | 11/4/2008 | 233 | Olathe | Repairs and renovations. | \$68,000,000 | No | \$0 | 0% | Passed | |
| 52 | Leavenworth | No | | 11/4/2008 | 453 | Leavenworth | New schools | \$57,800,000 | No | \$0 | 0% | Passed | |
| 56 | Lyon | No | | 11/4/2008 | 252 | Southern Lyon County | Additions and renovations, construction of new elementary school | \$0 | No | \$0 | 0% | Passed | |
| 57 | Marion | No | | 11/4/2008 | 410 | Durham-Hillsboro-Lehigh | Reorganizing board member district from 3 to 2. | \$0 | No | \$0 | 0% | Passed | |
| 58 | Marshall | No | | 11/4/2008 | 364 | Marysville | Change from 6 member to 3 member. | \$25,000,000 | No | \$0 | 0% | Passed | |
| 60 | Meade | No | | 11/4/2008 | 225 | Fowler | GO Bonds | \$1,940,000 | No | \$0 | 0% | FAILED | |
| 66 | Nemaha | No | | 11/4/2008 | 441 | Sabetha | Multi-purpose facility. Additions and renovations to schools | \$8,345,000 | No | \$0 | 0% | Passed | |

Question Submitted Election Data

1995 - to present year

| County Number | County Name | Mail | | Date | USD | USDName | Purpose | BondAmt | LOB | LOB Amt | LOB Yrs | Result |
|---------------|--------------|--------|--------|------------|-----|-----------------|---|---------------|-----|---------|---------|--------|
| | | Ballot | Result | | | | | | | | | |
| 79 | Republic | No | No | 11/4/2008 | 426 | Pike Valley | Change from 6 dist. Method to 3 dist. Method. | \$0 | No | 0% | 0% | Passed |
| 80 | Rice | No | No | 11/4/2008 | 376 | Sterling | New grade school & renovations. | \$20,800,000 | No | 0% | 0% | Passed |
| 82 | Rooks | No | No | 11/4/2008 | 269 | Palco | Recreation Levy 1 mill | \$0 | No | 0% | 0% | Passed |
| 87 | Sedgwick | No | No | 11/4/2008 | 259 | Wichita | New school and other improvements. | \$370,000,000 | No | 0% | 0% | Passed |
| 95 | Stevens | No | No | 11/4/2008 | 210 | Hugoton | School Buildings | \$22,857,000 | No | 0% | 0% | Passed |
| 28 | Finney | No | No | 11/5/2008 | 457 | Garden City | New high school & renovating elementary school & middle school. | \$97,500,000 | No | 0% | 0% | Passed |
| 81 | Riley | No | No | 11/5/2008 | 383 | Manhattan-Ogden | Improvement to existing schools | \$97,500,000 | No | 0% | 0% | Passed |
| 19 | Crawford | No | No | 1/27/2009 | 248 | Girard | Bond issue for elementary expansion and athletic. | \$22,050,000 | No | 0% | 0% | FAILED |
| 19 | Crawford | No | No | 1/27/2009 | 248 | Girard | Bond issue to build indoor swimming pool. | \$2,425,000 | No | 0% | 0% | FAILED |
| 29 | Ford | No | No | 1/27/2009 | 443 | Dodge City | Acquire/Remodel New Building & Extend Existing Middle School. | \$59,800,000 | No | 0% | 0% | FAILED |
| 22 | Doniphan | No | No | 2/3/2009 | 433 | Midway | Consolidated Election USD 111 | \$0 | No | 0% | 0% | Passed |
| 22 | Doniphan | No | No | 2/3/2009 | 425 | Highland | Consolidated Election USD 111 | \$0 | No | 0% | 0% | Passed |
| 63 | Montgomery | No | No | 2/3/2009 | 446 | Independence | School Bond for construction, renovations, furnish and equip additions to schools. | \$45,100,000 | No | 0% | 0% | Passed |
| 21 | Dickinson | No | No | 4/7/2009 | 473 | Chapman | Demolish, renovate, construct, furnish and equip high school, middle school. Acquire a site | \$8,200,000 | No | 0% | 0% | Passed |
| 26 | Ellis | No | No | 4/7/2009 | 489 | Hays | Local Option Budget Increase | \$0 | Yes | 0% | 0% | FAILED |
| 45 | Jewell | No | No | 4/7/2009 | 107 | Rock Hills | Shall school districts 107 and 279 form a consolidated unified school district. | \$0 | No | 0% | 0% | Passed |
| 45 | Jewell | No | No | 4/7/2009 | 279 | Jewell | Shall school districts 107 and 279 form a consolidated unified school district. | \$0 | No | 0% | 0% | Passed |
| 67 | Neosho | No | No | 4/7/2009 | 101 | Erie-Galesburg | Capital Outlay Election 8 mils/5 years. | \$0 | No | 0% | 0% | FAILED |
| 76 | Pratt | No | No | 4/7/2009 | 438 | Skyline | Five Mill Annual Capital Outlay Levy. | \$0 | No | 0% | 0% | FAILED |
| 78 | Reno | No | No | 4/7/2009 | 310 | Fairfield | Bond issue to construct and renovate high school/middle school. | \$9,000,000 | No | 0% | 0% | FAILED |
| 85 | Saline | No | No | 4/7/2009 | 307 | Ell-Saline | Proposition 2: Bonds construction of new district office at Ell-Saline, Middle/High School. | \$385,000 | No | 0% | 0% | FAILED |
| 85 | Saline | No | No | 4/7/2009 | 307 | Ell-Saline | Proposition 1: Bonds for construction & equipment, Ell-Saline Middle/High School. | \$6,815,000 | No | 0% | 0% | Passed |
| 87 | Sedgwick | No | No | 4/7/2009 | 261 | Haysville | Increase local option budget by an additional 1%. | \$0 | No | 0% | 0% | FAILED |
| 4 | Barber | No | No | 6/9/2009 | 255 | South Barber | Remodel High School into K-12 Attendance Center | \$8,825,000 | No | 0% | 0% | FAILED |
| 102 | Wichita | No | No | 6/9/2009 | 467 | Leoti | Bond issue to replace existing elementary school, construct vo ag building and install evertg | \$4,500,000 | No | 0% | 0% | Passed |
| 88 | Seward | No | No | 10/13/2009 | 480 | Liberal | Bond issue to construct and renovate high school/middle school. | \$0 | No | 0% | 0% | FAILED |
| 78 | Reno | Yes | Yes | 10/15/2009 | 310 | Fairfield | Eight mills Annual Tax Levy not to exceed five years for construction, repair, remodeling, a | \$3,500,000 | No | 0% | 0% | FAILED |
| 21 | Dickinson | No | No | 11/3/2009 | 487 | Herington | Bond issue to construct and renovate high school/middle school. | \$14,900,000 | No | 0% | 0% | Passed |
| 25 | Elk | No | No | 11/3/2009 | 282 | West Elk | Construct, equip & furnish a new elementary school. Renovate the high school, kitchen and | \$5,550,000 | No | 0% | 0% | FAILED |
| 75 | Pottawatomie | No | No | 11/3/2009 | 320 | Wanageo | Bond issue for new elementary and improvements to other existing Jr/Sr High School, etc. | \$9,300,000 | No | 0% | 0% | Passed |
| 87 | Sedgwick | No | No | 12/8/2009 | 263 | Mulvane | Bond issue to construct equip & furnish improvements to Central Elementary School. | \$40,000,000 | No | 0% | 0% | FAILED |
| 5 | Barton | No | No | 04/06/10 | 354 | Clatfin | Bond issue for new Pre-K12 buuilding & other improvements. | \$0 | No | 0% | 0% | Passed |
| 15 | Cloud | No | No | 04/06/10 | 334 | Southern Cloud | USD 328 & 354 Consolidate | \$9,995,000 | No | 0% | 0% | Failed |
| 27 | Ellsworth | No | No | 04/06/10 | 328 | Lorraine | K-12 School Building | \$0 | No | 0% | 0% | Passed |
| 42 | Hodgeman | No | No | 04/06/10 | 228 | Hanson | USD 328 & 354 Consolidate | \$0 | No | 0% | 0% | Failed |
| 73 | Pawnee | No | No | 04/06/10 | 496 | Pawnee Heights | USD 496 & 228 Consolidate | \$0 | No | 0% | 0% | Failed |
| 43 | Jackson | No | No | 05/01/10 | 336 | Holton | USD 496 & 228 Consolidate | \$0 | No | 0% | 0% | Passed |
| 8 | Butler | Yes | Yes | 05/04/10 | 394 | Rose Hill | Capital Outlay Fund for 8 mills. | \$0 | Yes | 0% | 0% | Failed |
| 58 | Marshall | No | No | 05/25/10 | 488 | Axtell | Increase local option budget | \$0 | No | 0% | 0% | Failed |
| 66 | Nemaha | No | No | 05/25/10 | 441 | Sabetha | USD 441 & 488 Consolidate | \$0 | No | 0% | 0% | Passed |
| 4 | Barber | No | No | 06/08/10 | 255 | South Barber | USD 441 & 488 Consolidate | \$0 | No | 0% | 0% | Passed |
| 22 | Doniphan | No | No | 06/08/10 | 406 | Wathena | School Construction | \$7,400,000 | No | 0% | 0% | Failed |
| 22 | Doniphan | No | No | 06/08/10 | 486 | Elwood | USD 406 & 486 Consolidate | \$0 | No | 0% | 0% | Passed |
| 73 | Pawnee | No | No | 08/03/10 | 496 | Pawnee Heights | USD 406 & 486 Consolidate | \$0 | No | 0% | 0% | Passed |
| 84 | Russell | No | No | 08/03/10 | 407 | Russell County | LOB% to 31%. | \$0 | Yes | 31% | 0% | Passed |
| 92 | Smith | No | No | 08/03/10 | 237 | Smith Center | Change from district method to all at large. | \$0 | No | 0% | 0% | Passed |
| 59 | McPherson | No | No | 10/03/10 | 448 | Inman | LOB% to 31%. | \$0 | Yes | 31% | 0% | Failed |
| 71 | Osborne | No | No | 11/01/10 | 392 | Osborne County | LOB% to 31%. | \$0 | Yes | 31% | 0% | Passed |
| | | | | | | | Change from 6 district method to a 3 district method | \$0 | No | 0% | 0% | Passed |

Question Submitted Election Data

1995 - to present year

| County Number | County Name | Ballot | Date | USD | USDName | Purpose | LOB | | | Result |
|---------------|--------------|--------|------------|-----|------------------|--|------------------|-----|---------|--------|
| | | | | | | | Bond Amt | LOB | LOB Yrs | |
| 2 | Anderson | No | 11/02/10 | 365 | Garnett | Elementary School | \$14,500,000 | No | 0% | Passed |
| 3 | Atchison | No | 11/02/10 | 377 | Atchison County | Capital outlay levy | \$0 | No | 0% | Failed |
| 4 | Barber | No | 11/02/10 | 255 | South Barber | School Construction | \$7,400,000 | No | 0% | Failed |
| 8 | Butler | No | 11/02/10 | 490 | El Dorado | New elementary & middle school. | \$36,105,000 | No | 0% | Passed |
| 29 | Ford | No | 11/02/10 | 443 | Dodge City | New middle school. | \$35,000,000 | No | 0% | Failed |
| 36 | Greeley | No | 11/02/10 | 200 | Greeley County | Repair, remodel & improve elementary school. | \$4,810,000 | No | 0% | Passed |
| 49 | Kiowa | No | 11/02/10 | 424 | Mullinville | Dissolve district | \$0 | No | 0% | Passed |
| 53 | Lincoln | No | 11/02/10 | 299 | Sylvan Grove | Change from 3 district method to 2 district method. | \$0 | No | 0% | Passed |
| 66 | Nemaha | No | 11/02/10 | 442 | Nemaha Valley | USD 442 & 451 Consolidate | \$0 | No | 0% | Passed |
| 66 | Nemaha | No | 11/02/10 | 451 | B & B | USD 442 & 451 Consolidate | \$0 | No | 0% | Passed |
| 92 | Smith | No | 11/02/10 | 237 | Smith Center | LOB% to 31%. | \$0 | Yes | 31% | Passed |
| 91 | Sherman | No | 4/5/2011 | 352 | Goodland | Bond Issue for capital improvements. | \$14,900,000.00 | No | 0.0% | Failed |
| 59 | McPherson | No | 4/5/2011 | 400 | Smoky Valley | Local Option Budget (1%) | \$0.00 | Yes | 1.0% | Passed |
| 52 | Leavenworth | No | 4/5/2011 | 464 | Tonganoxie | Bond Issue for new elementary school and improvements to high school. | \$26,900,000.00 | No | 0.0% | Failed |
| 24 | Edwards | No | 4/5/2011 | 347 | Kinsley-Offerte | Conduct a joint recreation system with the City of Kinsley & USD 347 levy an annual tax nc | \$0.00 | No | 0.0% | Passed |
| 75 | Pottawatomie | No | 5/26/2011 | 320 | Wamego | Capital Outlay - 8 mills for 5 years. | \$0.00 | No | 0.0% | Failed |
| 46 | Johnson | Yes | 6/13/2011 | 230 | Spring Hill | New Elem School and other improvements | \$39,000,000.00 | No | 0.0% | Passed |
| 11 | Cherokee | No | 7/19/2011 | 247 | Cherokee | To Increase LOB authority by 1%. | \$0.00 | Yes | 1.0% | Failed |
| 20 | Deatur | Yes | 12/13/2011 | 294 | Oberlin | Recreation System | \$0.00 | No | 0.0% | Failed |
| 46 | Johnson | Yes | 2/6/2012 | 231 | Gardner-Edgerton | New Schools | \$72,790,000.00 | No | 0.0% | Passed |
| 46 | Johnson | Yes | 2/6/2012 | 229 | Blue Valley | Repair, remodel,make addition to buildings. | \$271,285,031.00 | No | 0.0% | Passed |
| 87 | Sedgwick | No | 4/3/2012 | 260 | Derby | New Middle School and other renovations | \$66,640,000.00 | No | 0.0% | Passed |
| 52 | Leavenworth | Yes | 4/3/2012 | 449 | Easton | Additions to elementary school | \$4,000,000.00 | No | 0.0% | Passed |
| 44 | Jefferson | No | 4/3/2012 | 340 | Jefferson West | Facilities renovations | \$3,611,000.00 | No | 0.0% | Passed |
| 70 | Osage | No | 4/3/2012 | 420 | Osage City | School addition. | \$6,772,500.00 | No | 0.0% | Passed |
| 35 | Gray | No | 4/3/2012 | 102 | Cimarron-Ensign | New classrooms, cafeteria & PE area. | \$5,500,000.00 | No | 0.0% | Passed |
| 29 | Ford | No | 4/24/2012 | 381 | Spearville | Construct & furnish addition to High School. | \$8,285,000.00 | No | 0.0% | Passed |
| 59 | McPherson | No | 5/8/2012 | 448 | Inman | Improvements to existing buildings | \$4,535,000.00 | No | 0.0% | Passed |
| 11 | Cherokee | No | 5/8/2012 | 508 | Baxter Springs | Renovations, improvements, and additions to all school buildings. | \$8,000,000.00 | No | 0.0% | Passed |
| 87 | Sedgwick | No | 5/8/2012 | 263 | Mulvane | Renovations to existing buildings | \$13,400,000.00 | No | 0.0% | Passed |
| 54 | Linn | No | 5/15/2012 | 362 | Prairie View | Improvements including storm shelter. | \$900,000.00 | No | 0.0% | Failed |
| 54 | Linn | No | 5/15/2012 | 362 | Prairie View | New buildings and building improvements | \$12,800,000.00 | No | 0.0% | Failed |
| 75 | Pottawatomie | No | 5/22/2012 | 323 | Rock Creek | New Classrooms | \$4,420,000.00 | No | 0.0% | Passed |
| 59 | McPherson | No | 5/22/2012 | 419 | Canton-Galva | Addition to HS and MS for classrooms | \$8,550,000.00 | No | 0.0% | Passed |
| 75 | Pottawatomie | No | 5/22/2012 | 323 | Rock Creek | Baseball Facilities | \$3,700,000.00 | No | 0.0% | Failed |
| 27 | Ellisworth | No | 6/5/2012 | 327 | Ellsworth | Remodel, furnish and equip additions. | \$11,300,000.00 | No | 0.0% | Failed |
| 78 | Reno | No | 6/5/2012 | 313 | Buhler | New Elementary Bldg, renovate MS and HS | \$44,995,000.00 | No | 0.0% | Passed |
| 54 | Linn | No | 6/12/2012 | 346 | Jayhawk | New buildings and building improvements. | \$10,000,000.00 | No | 0.0% | Passed |
| 82 | Rooks | No | 8/7/2012 | 270 | Plainville | Recall Election USD 270 (Darlene Jones) | \$0.00 | No | 0.0% | Passed |
| 25 | Elk | No | 11/6/2012 | 282 | West Elk | Change from 6 districts at large to 3 districts and an at large. | \$0.00 | No | 0.0% | Passed |
| 21 | Dickinson | No | 11/6/2012 | 481 | Rural Vista | Change in method of election from 3 member districts to 2 member districts | \$0.00 | No | 0.0% | Failed |
| 33 | Graham | No | 11/6/2012 | 281 | Graham County | Change from Voting Plan B to Voting Plan A. | \$0.00 | No | 0.0% | Passed |
| 79 | Republic | No | 11/6/2012 | 109 | Republic County | Addition to high school (to move K-6 in to school). | \$0.00 | No | 0.0% | Failed |
| 16 | Coffey | No | 11/6/2012 | 243 | Lebo-Waverly | Change in method of election from 3 member districts to 2 member districts | \$0.00 | No | 0.0% | Passed |
| 89 | Shawnee | No | 11/6/2012 | 450 | Shawnee Heights | Renovating and improving the District's facilities | \$17,500,000.00 | No | 0.0% | Passed |
| 24 | Edwards | No | 11/6/2012 | 347 | Kinsley-Offerte | New high school gym & other improvements throughout the district. | \$5,900,000.00 | No | 0.0% | Passed |
| 52 | Leavenworth | No | 11/6/2012 | 464 | Tonganoxie | New Elementary School | \$27,200,000.00 | No | 0.0% | Passed |
| 52 | Leavenworth | No | 11/6/2012 | 469 | Lansing | New high school | \$73,000,000.00 | No | 0.0% | Passed |

Question Submitted Election Data

1995 - to present year

| County Number | CountyName | Mail Ballot | Date | USD | USDName | Purpose | BondAmt | LOB | LOB Amt | LOB Yrs | Result |
|---------------|------------|-------------|------------|-----|----------|--|----------------|-----|---------|---------|--------|
| 3 | Atchison | No | 11/7/2012 | 409 | Atchison | MS and HS improvements | \$8,815,000.00 | No | 0.0% | | Passed |
| 12 | Cheyenne | No | 12/11/2012 | 103 | Cheylin | Change from 3 district method to all at-large. | \$0.00 | No | 0.0% | | Passed |

Appendix W:

Excerpts from KSDE SF17-232

This data comes from Appx. B and this Court should take judicial notice of it. K.S.A. 60-409(b)(4); K.S.A. 60-412(c).

Resources Provided by Non-Equitable Means

| 6/4/2017 | | Col 1 | Declining Enrollment | | | Ancillary Facilities | | Cost of Living | | | |
|--------------|---------------------|--------------------------|----------------------|---------------------|--------------|----------------------|----------------|----------------|---------------------|---------------------|---------------------|
| USD # | County | District Name | Total Adj Enroll. | Max Authority | WTD FTE | Max Authority | WTD FTE | Auth Pct | Computed | Used | Authority |
| | | SF17-145 Col 3 | | \$4,006 | | \$4,006 | | | \$4,006 | | |
| | | Proposed | 2016-17 | | | 2016-17 | | 2016-17 | 2015-16 | 2015-16 | 2015-16 |
| | | 2017-18 | Decl Enroll | Decl Enroll | Ancillary | Ancillary | COL | COL | COL | COL | |
| Total | STATE TOTALS | | 472,772.5 | \$ 3,670,673 | 458.1 | \$24,155,100 | 6,029.7 | 45.80% | \$29,102,077 | \$25,475,044 | \$24,053,180 |
| 256 | Allen | Marmaton Valley | 283.0 | 0 | 0.0 | 0 | 0.0 | 0.00% | 0 | 0 | 0 |
| 257 | Allen | Iola | 1,264.0 | 0 | 0.0 | 0 | 0.0 | 0.00% | 0 | 0 | 0 |
| 258 | Allen | Humboldt | 607.0 | 0 | 0.0 | 0 | 0.0 | 0.00% | 0 | 0 | 0 |
| 365 | Anderson | Garnett | 1,012.5 | 0 | 0.0 | 0 | 0.0 | 0.00% | 0 | 0 | 0 |
| 479 | Anderson | Crest | 219.0 | 0 | 0.0 | 0 | 0.0 | 0.00% | 0 | 0 | 0 |
| 377 | Atchison | Atchison Co Comm Schoo | 569.5 | 0 | 0.0 | 0 | 0.0 | 0.00% | 0 | 0 | 0 |
| 409 | Atchison | Atchison Public Schools | 1,703.0 | 0 | 0.0 | 0 | 0.0 | 0.00% | 0 | 0 | 0 |
| 254 | Barber | Barber County North | 471.5 | 0 | 0.0 | 0 | 0.0 | 0.00% | 0 | 0 | 0 |
| 255 | Barber | South Barber | 248.5 | 0 | 0.0 | 0 | 0.0 | 0.00% | 0 | 0 | 0 |
| 355 | Barton | Ellinwood Public Schools | 448.8 | 0 | 0.0 | 0 | 0.0 | 0.00% | 0 | 0 | 0 |
| 428 | Barton | Great Bend | 3,022.5 | 0 | 0.0 | 0 | 0.0 | 0.00% | 0 | 0 | 0 |
| 431 | Barton | Hoisington | 737.7 | 0 | 0.0 | 0 | 0.0 | 0.00% | 0 | 0 | 0 |
| 234 | Bourbon | Fort Scott | 1,870.1 | 0 | 0.0 | 0 | 0.0 | 0.00% | 0 | 0 | 0 |
| 235 | Bourbon | Uniontown | 441.0 | 0 | 0.0 | 0 | 0.0 | 0.00% | 0 | 0 | 0 |
| 415 | Brown | Hiawatha | 914.6 | 0 | 0.0 | 0 | 0.0 | 0.00% | 0 | 0 | 0 |
| 430 | Brown | South Brown County | 570.0 | 0 | 0.0 | 0 | 0.0 | 0.00% | 0 | 0 | 0 |
| 205 | Butler | Bluestem | 497.8 | 0 | 0.0 | 0 | 0.0 | 0.00% | 0 | 0 | 0 |
| 206 | Butler | Remington-Whitewater | 510.2 | 0 | 0.0 | 0 | 0.0 | 0.00% | 0 | 0 | 0 |
| 375 | Butler | Circle | 1,908.3 | 0 | 0.0 | 0 | 0.0 | 0.00% | 0 | 0 | 0 |
| 385 | Butler | Andover | 5,163.5 | 0 | 0.0 | 0 | 0.0 | 5.00% | 1,566,053 | 0 | 0 |
| 394 | Butler | Rose Hill Public Schools | 1,568.5 | 0 | 0.0 | 0 | 0.0 | 0.00% | 0 | 0 | 0 |
| 396 | Butler | Douglass Public Schools | 677.3 | 0 | 0.0 | 0 | 0.0 | 0.00% | 0 | 0 | 0 |
| 402 | Butler | Augusta | 2,173.3 | 0 | 0.0 | 0 | 0.0 | 0.00% | 0 | 0 | 0 |
| 490 | Butler | El Dorado | 1,904.3 | 0 | 0.0 | 0 | 0.0 | 0.00% | 0 | 0 | 0 |
| 492 | Butler | Flinthills | 269.7 | 0 | 0.0 | 0 | 0.0 | 0.00% | 0 | 0 | 0 |
| 284 | Chase | Chase County | 353.0 | 0 | 0.0 | 0 | 0.0 | 0.00% | 0 | 0 | 0 |
| 285 | Chautauqua | Cedar Vale | 182.5 | 0 | 0.0 | 0 | 0.0 | 0.00% | 0 | 0 | 0 |
| 286 | Chautauqua | Chautauqua Co Communi | 371.9 | 0 | 0.0 | 0 | 0.0 | 0.00% | 0 | 0 | 0 |
| 404 | Cherokee | Riverton | 736.0 | 0 | 0.0 | 0 | 0.0 | 0.00% | 0 | 0 | 0 |
| 493 | Cherokee | Columbus | 967.0 | 0 | 0.0 | 0 | 0.0 | 0.00% | 0 | 0 | 0 |
| 499 | Cherokee | Galena | 813.5 | 0 | 0.0 | 0 | 0.0 | 0.00% | 0 | 0 | 0 |
| 508 | Cherokee | Baxter Springs | 1,008.0 | 0 | 0.0 | 0 | 0.0 | 0.00% | 0 | 0 | 0 |
| 103 | Cheyenne | Cheylin | 138.0 | 0 | 0.0 | 0 | 0.0 | 0.00% | 0 | 0 | 0 |
| 297 | Cheyenne | St Francis Comm Sch | 281.5 | 0 | 0.0 | 0 | 0.0 | 0.00% | 0 | 0 | 0 |
| 219 | Clark | Minneola | 243.5 | 0 | 0.0 | 0 | 0.0 | 0.00% | 0 | 0 | 0 |
| 220 | Clark | Ashland | 197.9 | 0 | 0.0 | 0 | 0.0 | 0.00% | 0 | 0 | 0 |
| 379 | Clay | Clay Center | 1,349.6 | 0 | 0.0 | 0 | 0.0 | 0.00% | 0 | 0 | 0 |
| 333 | Cloud | Concordia | 1,071.6 | 0 | 0.0 | 0 | 0.0 | 0.00% | 0 | 0 | 0 |
| 334 | Cloud | Southern Cloud | 185.0 | 0 | 0.0 | 0 | 0.0 | 0.00% | 0 | 0 | 0 |
| 243 | Coffey | Lebo-Waverly | 430.7 | 0 | 0.0 | 0 | 0.0 | 0.00% | 0 | 0 | 0 |
| 244 | Coffey | Burlington | 850.5 | 0 | 0.0 | 0 | 0.0 | 0.00% | 0 | 0 | 0 |
| 245 | Coffey | LeRoy-Gridley | 212.0 | 0 | 0.0 | 0 | 0.0 | 0.00% | 0 | 0 | 0 |
| 300 | Comanche | Comanche County | 325.5 | 0 | 0.0 | 0 | 0.0 | 0.00% | 0 | 0 | 0 |
| 462 | Cowley | Central | 312.7 | 0 | 0.0 | 0 | 0.0 | 0.00% | 0 | 0 | 0 |
| 463 | Cowley | Udall | 339.7 | 0 | 0.0 | 0 | 0.0 | 0.00% | 0 | 0 | 0 |
| 465 | Cowley | Winfield | 2,210.7 | 0 | 0.0 | 0 | 0.0 | 0.00% | 0 | 0 | 0 |
| 470 | Cowley | Arkansas City | 2,836.9 | 0 | 0.0 | 0 | 0.0 | 0.00% | 0 | 0 | 0 |
| 471 | Cowley | Dexter | 144.0 | 0 | 0.0 | 0 | 0.0 | 0.00% | 0 | 0 | 0 |
| 246 | Crawford | Northeast | 470.5 | 0 | 0.0 | 0 | 0.0 | 0.00% | 0 | 0 | 0 |
| 247 | Crawford | Cherokee | 523.1 | 0 | 0.0 | 0 | 0.0 | 0.00% | 0 | 0 | 0 |
| 248 | Crawford | Girard | 1,017.8 | 0 | 0.0 | 0 | 0.0 | 0.00% | 0 | 0 | 0 |
| 249 | Crawford | Frontenac Public Schools | 929.0 | 0 | 0.0 | 0 | 0.0 | 0.00% | 0 | 0 | 0 |
| 250 | Crawford | Pittsburg | 3,039.1 | 0 | 0.0 | 0 | 0.0 | 0.00% | 0 | 0 | 0 |
| 294 | Decatur | Oberlin | 336.0 | 0 | 0.0 | 0 | 0.0 | 0.00% | 0 | 0 | 0 |
| 393 | Dickinson | Solomon | 313.5 | 0 | 0.0 | 0 | 0.0 | 0.00% | 0 | 0 | 0 |

Resources Provided by Non-Equitable Means

| 6/4/2017 | | Col 1 | Declining Enrollment | | | Ancillary Facilities | | Cost of Living | | | |
|---------------------|-----------|-------------------------|----------------------|---------------------|--------------|----------------------|----------------|----------------|---------------------|---------------------|---------------------|
| USD # | County | District Name | Total Adj Enroll. | Max Authority | WTD FTE | Max Authority | WTD FTE | Auth Pct | Computed | Used | Authority |
| | | | SF17-145 Col 3 | \$4,006 | | \$4,006 | | | \$4,006 | | |
| | | | Proposed 2017-18 | 2016-17 Decl Enroll | Decl Enroll | 2016-17 Ancillary | Ancillary | 2016-17 COL | 2015-16 COL | 2015-16 COL | 2015-16 COL |
| Total | | | 472,772.5 | \$ 3,670,673 | 458.1 | \$24,155,100 | 6,029.7 | 45.80% | \$29,102,077 | \$25,475,044 | \$24,053,180 |
| STATE TOTALS | | | | | | | | | | | |
| 435 | Dickinson | Abilene | 1,573.3 | 0 | 0.0 | 0 | 0.0 | 0.00% | 0 | 0 | 0 |
| 473 | Dickinson | Chapman | 1,086.8 | 0 | 0.0 | 0 | 0.0 | 0.00% | 0 | 0 | 0 |
| 481 | Dickinson | Rural Vista | 309.0 | 0 | 0.0 | 0 | 0.0 | 0.00% | 0 | 0 | 0 |
| 487 | Dickinson | Herington | 446.3 | 0 | 0.0 | 0 | 0.0 | 0.00% | 0 | 0 | 0 |
| 111 | Doniphan | Doniphan West Schools | 333.0 | 0 | 0.0 | 0 | 0.0 | 0.00% | 0 | 0 | 0 |
| 114 | Doniphan | Riverside | 617.3 | 0 | 0.0 | 0 | 0.0 | 0.00% | 0 | 0 | 0 |
| 429 | Doniphan | Troy Public Schools | 334.5 | 0 | 0.0 | 0 | 0.0 | 0.00% | 0 | 0 | 0 |
| 348 | Douglas | Baldwin City | 1,391.2 | 0 | 0.0 | 0 | 0.0 | 0.88% | 78,007 | 0 | 0 |
| 491 | Douglas | Eudora | 1,682.1 | 0 | 0.0 | 0 | 0.0 | 0.00% | 0 | 0 | 0 |
| 497 | Douglas | Lawrence | 10,732.5 | 0 | 0.0 | 0 | 0.0 | 1.79% | 1,301,909 | 1,383,462 | 1,301,909 |
| 347 | Edwards | Kinsley-Offerte | 338.0 | 0 | 0.0 | 0 | 0.0 | 0.00% | 0 | 0 | 0 |
| 502 | Edwards | Lewis | 116.0 | 0 | 0.0 | 0 | 0.0 | 0.00% | 0 | 0 | 0 |
| 282 | Elk | West Elk | 343.5 | 0 | 0.0 | 0 | 0.0 | 0.00% | 0 | 0 | 0 |
| 283 | Elk | Elk Valley | 114.5 | 0 | 0.0 | 0 | 0.0 | 0.00% | 0 | 0 | 0 |
| 388 | Ellis | Ellis | 434.6 | 0 | 0.0 | 0 | 0.0 | 0.00% | 0 | 0 | 0 |
| 432 | Ellis | Victoria | 297.0 | 0 | 0.0 | 0 | 0.0 | 0.00% | 0 | 0 | 0 |
| 489 | Ellis | Hays | 2,988.7 | 483,454 | 60.3 | 0 | 0.0 | 0.61% | 111,075 | 116,666 | 111,075 |
| 112 | Ellsworth | Central Plains | 489.0 | 0 | 0.0 | 0 | 0.0 | 0.00% | 0 | 0 | 0 |
| 327 | Ellsworth | Ellsworth | 639.7 | 0 | 0.0 | 0 | 0.0 | 0.00% | 0 | 0 | 0 |
| 363 | Finney | Holcomb | 993.5 | 0 | 0.0 | 0 | 0.0 | 0.00% | 0 | 0 | 0 |
| 457 | Finney | Garden City | 7,478.0 | 0 | 0.0 | 0 | 0.0 | 0.00% | 0 | 0 | 0 |
| 381 | Ford | Spearville | 355.0 | 0 | 0.0 | 0 | 0.0 | 0.00% | 0 | 0 | 0 |
| 443 | Ford | Dodge City | 6,837.8 | 0 | 0.0 | 0 | 0.0 | 0.00% | 0 | 0 | 0 |
| 459 | Ford | Bucklin | 230.0 | 0 | 0.0 | 0 | 0.0 | 0.00% | 0 | 0 | 0 |
| 287 | Franklin | West Franklin | 590.5 | 0 | 0.0 | 0 | 0.0 | 0.00% | 0 | 0 | 0 |
| 288 | Franklin | Central Heights | 555.0 | 0 | 0.0 | 0 | 0.0 | 0.00% | 0 | 0 | 0 |
| 289 | Franklin | Wellsville | 773.0 | 0 | 0.0 | 0 | 0.0 | 0.00% | 0 | 0 | 0 |
| 290 | Franklin | Ottawa | 2,418.9 | 0 | 0.0 | 0 | 0.0 | 0.00% | 0 | 0 | 0 |
| 475 | Geary | Geary County Schools | 7,655.0 | 0 | 0.0 | 0 | 0.0 | 0.00% | 0 | 0 | 0 |
| 291 | Gove | Grinnell Public Schools | 89.0 | 0 | 0.0 | 0 | 0.0 | 0.00% | 0 | 0 | 0 |
| 292 | Gove | Wheatland | 110.0 | 0 | 0.0 | 0 | 0.0 | 0.00% | 0 | 0 | 0 |
| 293 | Gove | Quinter Public Schools | 298.5 | 0 | 0.0 | 0 | 0.0 | 0.00% | 0 | 0 | 0 |
| 281 | Graham | Graham County | 369.3 | 0 | 0.0 | 0 | 0.0 | 0.00% | 0 | 0 | 0 |
| 214 | Grant | Ulysses | 1,705.0 | 0 | 0.0 | 0 | 0.0 | 0.00% | 0 | 0 | 0 |
| 102 | Gray | Cimmaron-Ensign | 646.5 | 0 | 0.0 | 0 | 0.0 | 0.00% | 0 | 0 | 0 |
| 371 | Gray | Montezuma | 215.0 | 0 | 0.0 | 0 | 0.0 | 0.00% | 0 | 0 | 0 |
| 476 | Gray | Copeland | 94.5 | 0 | 0.0 | 0 | 0.0 | 0.00% | 0 | 0 | 0 |
| 477 | Gray | Ingalls | 239.5 | 0 | 0.0 | 0 | 0.0 | 0.00% | 0 | 0 | 0 |
| 200 | Greeley | Greeley County Schools | 252.5 | 0 | 0.0 | 0 | 0.0 | 0.00% | 0 | 0 | 0 |
| 386 | Greenwood | Madison-Virgil | 229.0 | 0 | 0.0 | 0 | 0.0 | 0.00% | 0 | 0 | 0 |
| 389 | Greenwood | Eureka | 642.0 | 0 | 0.0 | 0 | 0.0 | 0.00% | 0 | 0 | 0 |
| 390 | Greenwood | Hamilton | 77.0 | 0 | 0.0 | 0 | 0.0 | 0.00% | 0 | 0 | 0 |
| 494 | Hamilton | Syracuse | 528.5 | 0 | 0.0 | 0 | 0.0 | 0.00% | 0 | 0 | 0 |
| 361 | Harper | Anthony-Harper | 822.0 | 0 | 0.0 | 0 | 0.0 | 0.00% | 0 | 0 | 0 |
| 511 | Harper | Attica | 168.0 | 0 | 0.0 | 0 | 0.0 | 0.00% | 0 | 0 | 0 |
| 369 | Harvey | Burrton | 245.5 | 0 | 0.0 | 0 | 0.0 | 0.00% | 0 | 0 | 0 |
| 373 | Harvey | Newton | 3,433.3 | 0 | 0.0 | 0 | 0.0 | 0.00% | 0 | 0 | 0 |
| 439 | Harvey | Sedgwick Public Schools | 477.5 | 0 | 0.0 | 0 | 0.0 | 0.00% | 0 | 0 | 0 |
| 440 | Harvey | Halstead | 756.0 | 0 | 0.0 | 0 | 0.0 | 0.00% | 0 | 0 | 0 |
| 460 | Harvey | Hesston | 801.6 | 0 | 0.0 | 0 | 0.0 | 0.00% | 0 | 0 | 0 |
| 374 | Haskell | Sublette | 461.7 | 0 | 0.0 | 0 | 0.0 | 0.00% | 0 | 0 | 0 |
| 507 | Haskell | Satanta | 311.0 | 0 | 0.0 | 0 | 0.0 | 0.00% | 0 | 0 | 0 |
| 227 | Hodgeman | Hodgeman County School | 297.5 | 0 | 0.0 | 0 | 0.0 | 0.00% | 0 | 0 | 0 |
| 335 | Jackson | North Jackson | 369.5 | 0 | 0.0 | 0 | 0.0 | 0.00% | 0 | 0 | 0 |
| 336 | Jackson | Holton | 1,064.5 | 0 | 0.0 | 0 | 0.0 | 0.00% | 0 | 0 | 0 |

Resources Provided by Non-Equitable Means

| 6/4/2017 | | Col 1 | Declining Enrollment | | | Ancillary Facilities | | Cost of Living | | | |
|--------------|---------------------|--------------------------|----------------------|---------------------|--------------|----------------------|----------------|----------------|---------------------|---------------------|---------------------|
| USD # | County | District Name | Total Adj Enroll. | Max Authority | WTD FTE | Max Authority | WTD FTE | Auth Pct | Computed | Used | Authority |
| | | | SF17-145 Col 3 | \$4,006 | | \$4,006 | | | \$4,006 | | |
| | | | Proposed 2017-18 | 2016-17 Decl Enroll | Decl Enroll | 2016-17 Ancillary | Ancillary | 2016-17 COL | 2015-16 COL | 2015-16 COL | 2015-16 COL |
| Total | STATE TOTALS | | 472,772.5 | \$ 3,670,673 | 458.1 | \$24,155,100 | 6,029.7 | 45.80% | \$29,102,077 | \$25,475,044 | \$24,053,180 |
| 337 | Jackson | Royal Valley | 834.6 | 0 | 0.0 | 0 | 0.0 | 0.00% | 0 | 0 | 0 |
| 338 | Jefferson | Valley Falls | 374.5 | 0 | 0.0 | 0 | 0.0 | 0.00% | 0 | 0 | 0 |
| 339 | Jefferson | Jefferson County North | 454.5 | 0 | 0.0 | 0 | 0.0 | 0.00% | 0 | 0 | 0 |
| 340 | Jefferson | Jefferson West | 859.5 | 0 | 0.0 | 0 | 0.0 | 0.00% | 0 | 0 | 0 |
| 341 | Jefferson | Oskaloosa Public Schools | 593.5 | 0 | 0.0 | 0 | 0.0 | 0.00% | 0 | 0 | 0 |
| 342 | Jefferson | McLouth | 471.0 | 0 | 0.0 | 0 | 0.0 | 0.00% | 0 | 0 | 0 |
| 343 | Jefferson | Perry Public Schools | 759.5 | 0 | 0.0 | 0 | 0.0 | 0.00% | 0 | 0 | 0 |
| 107 | Jewell | Rock Hills | 303.5 | 0 | 0.0 | 0 | 0.0 | 0.00% | 0 | 0 | 0 |
| 229 | Johnson | Blue Valley | 22,259.3 | 0 | 0.0 | 10,567,670 | 2,638.0 | 5.00% | 6,707,206 | 7,110,787 | 6,707,206 |
| 230 | Johnson | Spring Hill | 2,742.0 | 0 | 0.0 | 2,528,640 | 631.2 | 3.71% | 859,409 | 918,095 | 859,409 |
| 231 | Johnson | Gardner Edgerton | 5,816.4 | 0 | 0.0 | 1,540,199 | 384.5 | 0.40% | 140,772 | 148,230 | 140,772 |
| 232 | Johnson | De Soto | 7,084.2 | 0 | 0.0 | 10,585 | 2.6 | 5.00% | 1,882,385 | 1,994,682 | 1,882,385 |
| 233 | Johnson | Olathe | 28,783.6 | 0 | 0.0 | 9,508,006 | 2,373.4 | 4.08% | 7,168,207 | 7,610,754 | 7,168,207 |
| 512 | Johnson | Shawnee Mission Pub Sch | 27,443.1 | 3,187,219 | 397.8 | 0 | 0.0 | 3.73% | 5,882,217 | 6,192,368 | 5,882,217 |
| 215 | Kearny | Lakin | 623.5 | 0 | 0.0 | 0 | 0.0 | 0.00% | 0 | 0 | 0 |
| 216 | Kearny | Deerfield | 202.5 | 0 | 0.0 | 0 | 0.0 | 0.00% | 0 | 0 | 0 |
| 331 | Kingman | Kingman - Norwich | 910.5 | 0 | 0.0 | 0 | 0.0 | 0.00% | 0 | 0 | 0 |
| 332 | Kingman | Cunningham | 157.0 | 0 | 0.0 | 0 | 0.0 | 0.00% | 0 | 0 | 0 |
| 422 | Kiowa | Kiowa County | 242.5 | 0 | 0.0 | 0 | 0.0 | 0.00% | 0 | 0 | 0 |
| 474 | Kiowa | Haviland | 103.5 | 0 | 0.0 | 0 | 0.0 | 0.00% | 0 | 0 | 0 |
| 503 | Labette | Parsons | 1,272.5 | 0 | 0.0 | 0 | 0.0 | 0.00% | 0 | 0 | 0 |
| 504 | Labette | Oswego | 462.0 | 0 | 0.0 | 0 | 0.0 | 0.00% | 0 | 0 | 0 |
| 505 | Labette | Chetopa-St. Paul | 442.0 | 0 | 0.0 | 0 | 0.0 | 0.00% | 0 | 0 | 0 |
| 506 | Labette | Labette County | 1,548.1 | 0 | 0.0 | 0 | 0.0 | 0.00% | 0 | 0 | 0 |
| 468 | Lane | Healy Public Schools | 70.0 | 0 | 0.0 | 0 | 0.0 | 0.00% | 0 | 0 | 0 |
| 482 | Lane | Dighton | 223.8 | 0 | 0.0 | 0 | 0.0 | 0.00% | 0 | 0 | 0 |
| 207 | Leavenworth | Ft Leavenworth | 1,704.6 | 0 | 0.0 | 0 | 0.0 | 0.00% | 0 | 0 | 0 |
| 449 | Leavenworth | Easton | 612.5 | 0 | 0.0 | 0 | 0.0 | 0.00% | 0 | 0 | 0 |
| 453 | Leavenworth | Leavenworth | 3,699.2 | 0 | 0.0 | 0 | 0.0 | 0.00% | 0 | 0 | 0 |
| 458 | Leavenworth | Basehor-Linwood | 2,327.6 | 0 | 0.0 | 0 | 0.0 | 2.56% | 356,724 | 0 | 0 |
| 464 | Leavenworth | Tonganoxie | 1,954.6 | 0 | 0.0 | 0 | 0.0 | 0.31% | 35,524 | 0 | 0 |
| 469 | Leavenworth | Lansing | 2,631.8 | 0 | 0.0 | 0 | 0.0 | 1.56% | 246,349 | 0 | 0 |
| 298 | Lincoln | Lincoln | 360.0 | 0 | 0.0 | 0 | 0.0 | 0.00% | 0 | 0 | 0 |
| 299 | Lincoln | Sylvan Grove | 242.3 | 0 | 0.0 | 0 | 0.0 | 0.00% | 0 | 0 | 0 |
| 344 | Linn | Pleasanton | 347.0 | 0 | 0.0 | 0 | 0.0 | 0.00% | 0 | 0 | 0 |
| 346 | Linn | Jayhawk | 559.0 | 0 | 0.0 | 0 | 0.0 | 0.00% | 0 | 0 | 0 |
| 362 | Linn | Prairie View | 908.6 | 0 | 0.0 | 0 | 0.0 | 0.00% | 0 | 0 | 0 |
| 274 | Logan | Oakley | 406.1 | 0 | 0.0 | 0 | 0.0 | 0.00% | 0 | 0 | 0 |
| 275 | Logan | Triplains | 70.5 | 0 | 0.0 | 0 | 0.0 | 0.00% | 0 | 0 | 0 |
| 251 | Lyon | North Lyon County | 423.0 | 0 | 0.0 | 0 | 0.0 | 0.00% | 0 | 0 | 0 |
| 252 | Lyon | Southern Lyon County | 512.0 | 0 | 0.0 | 0 | 0.0 | 0.00% | 0 | 0 | 0 |
| 253 | Lyon | Emporia | 4,503.7 | 0 | 0.0 | 0 | 0.0 | 0.00% | 0 | 0 | 0 |
| 397 | Marion | Centre | 215.5 | 0 | 0.0 | 0 | 0.0 | 0.00% | 0 | 0 | 0 |
| 398 | Marion | Peabody-Burns | 250.0 | 0 | 0.0 | 0 | 0.0 | 0.00% | 0 | 0 | 0 |
| 408 | Marion | Marion-Florence | 517.0 | 0 | 0.0 | 0 | 0.0 | 0.00% | 0 | 0 | 0 |
| 410 | Marion | Durham-Hillsboro-Lehigh | 572.0 | 0 | 0.0 | 0 | 0.0 | 0.00% | 0 | 0 | 0 |
| 411 | Marion | Goessel | 276.0 | 0 | 0.0 | 0 | 0.0 | 0.00% | 0 | 0 | 0 |
| 364 | Marshall | Marysville | 713.5 | 0 | 0.0 | 0 | 0.0 | 0.00% | 0 | 0 | 0 |
| 380 | Marshall | Vermillion | 565.5 | 0 | 0.0 | 0 | 0.0 | 0.00% | 0 | 0 | 0 |
| 498 | Marshall | Valley Heights | 395.0 | 0 | 0.0 | 0 | 0.0 | 0.00% | 0 | 0 | 0 |
| 400 | McPherson | Smoky Valley | 921.5 | 0 | 0.0 | 0 | 0.0 | 0.00% | 0 | 0 | 0 |
| 418 | McPherson | McPherson | 2,364.4 | 0 | 0.0 | 0 | 0.0 | 0.00% | 0 | 0 | 0 |
| 419 | McPherson | Canton-Galva | 371.4 | 0 | 0.0 | 0 | 0.0 | 0.00% | 0 | 0 | 0 |
| 423 | McPherson | Moundridge | 392.9 | 0 | 0.0 | 0 | 0.0 | 0.00% | 0 | 0 | 0 |
| 448 | McPherson | Inman | 426.1 | 0 | 0.0 | 0 | 0.0 | 0.00% | 0 | 0 | 0 |

Resources Provided by Non-Equitable Means

| 6/4/2017 | | Col 1 | Declining Enrollment | | | Ancillary Facilities | | Cost of Living | | | |
|--------------|---------------------|---------------------------|----------------------|---------------------|--------------|----------------------|----------------|----------------|---------------------|---------------------|---------------------|
| | | SF17-145 Col 3 | \$4,006 | | | \$4,006 | | | \$4,006 | | |
| | | Proposed | 2016-17 | | | 2016-17 | | 2016-17 | 2015-16 | 2015-16 | 2015-16 |
| | | 2017-18 | Decl Enroll | Decl Enroll | Ancillary | Ancillary | COL | COL | COL | COL | |
| USD # | County | District Name | Total Adj Enroll. | Max Authority | WTD FTE | Max Authority | WTD FTE | Auth Pct | Computed | Used | Authority |
| Total | STATE TOTALS | | 472,772.5 | \$ 3,670,673 | 458.1 | \$24,155,100 | 6,029.7 | 45.80% | \$29,102,077 | \$25,475,044 | \$24,053,180 |
| 225 | Meade | Fowler | 145.5 | 0 | 0.0 | 0 | 0.0 | 0.00% | 0 | 0 | 0 |
| 226 | Meade | Meade | 393.9 | 0 | 0.0 | 0 | 0.0 | 0.00% | 0 | 0 | 0 |
| 367 | Miami | Osawatomie | 1,154.5 | 0 | 0.0 | 0 | 0.0 | 0.00% | 0 | 0 | 0 |
| 368 | Miami | Paola | 2,010.5 | 0 | 0.0 | 0 | 0.0 | 0.13% | 15,888 | 0 | 0 |
| 416 | Miami | Louisburg | 1,716.4 | 0 | 0.0 | 0 | 0.0 | 2.41% | 231,193 | 0 | 0 |
| 272 | Mitchell | Waconda | 313.8 | 0 | 0.0 | 0 | 0.0 | 0.00% | 0 | 0 | 0 |
| 273 | Mitchell | Beloit | 791.0 | 0 | 0.0 | 0 | 0.0 | 0.00% | 0 | 0 | 0 |
| 436 | Montgomery | Caney Valley | 766.0 | 0 | 0.0 | 0 | 0.0 | 0.00% | 0 | 0 | 0 |
| 445 | Montgomery | Coffeyville | 1,723.3 | 0 | 0.0 | 0 | 0.0 | 0.00% | 0 | 0 | 0 |
| 446 | Montgomery | Independence | 2,003.0 | 0 | 0.0 | 0 | 0.0 | 0.00% | 0 | 0 | 0 |
| 447 | Montgomery | Cherryvale | 814.9 | 0 | 0.0 | 0 | 0.0 | 0.00% | 0 | 0 | 0 |
| 417 | Morris | Morris County | 742.7 | 0 | 0.0 | 0 | 0.0 | 0.00% | 0 | 0 | 0 |
| 217 | Morton | Rolla | 165.5 | 0 | 0.0 | 0 | 0.0 | 0.00% | 0 | 0 | 0 |
| 218 | Morton | Elkhart | 481.9 | 0 | 0.0 | 0 | 0.0 | 0.00% | 0 | 0 | 0 |
| 113 | Nemaha | Prairie Hills | 1,142.7 | 0 | 0.0 | 0 | 0.0 | 0.00% | 0 | 0 | 0 |
| 115 | Nemaha | Nemaha Central | 584.8 | 0 | 0.0 | 0 | 0.0 | 0.00% | 0 | 0 | 0 |
| 101 | Neosho | Erie-Galesburg | 518.0 | 0 | 0.0 | 0 | 0.0 | 0.00% | 0 | 0 | 0 |
| 413 | Neosho | Chanute Public Schools | 1,808.7 | 0 | 0.0 | 0 | 0.0 | 0.00% | 0 | 0 | 0 |
| 106 | Ness | Western Plains | 109.5 | 0 | 0.0 | 0 | 0.0 | 0.00% | 0 | 0 | 0 |
| 303 | Ness | Ness City | 297.5 | 0 | 0.0 | 0 | 0.0 | 0.00% | 0 | 0 | 0 |
| 211 | Norton | Norton Community School | 701.2 | 0 | 0.0 | 0 | 0.0 | 0.00% | 0 | 0 | 0 |
| 212 | Norton | Northern Valley | 167.5 | 0 | 0.0 | 0 | 0.0 | 0.00% | 0 | 0 | 0 |
| 420 | Osage | Osage City | 666.5 | 0 | 0.0 | 0 | 0.0 | 0.00% | 0 | 0 | 0 |
| 421 | Osage | Lyndon | 429.5 | 0 | 0.0 | 0 | 0.0 | 0.00% | 0 | 0 | 0 |
| 434 | Osage | Santa Fe Trail | 999.7 | 0 | 0.0 | 0 | 0.0 | 0.00% | 0 | 0 | 0 |
| 454 | Osage | Burlingame Public School | 300.0 | 0 | 0.0 | 0 | 0.0 | 0.00% | 0 | 0 | 0 |
| 456 | Osage | Marais Des Cygnes Valley | 236.5 | 0 | 0.0 | 0 | 0.0 | 0.00% | 0 | 0 | 0 |
| 392 | Osborne | Osborne County | 284.1 | 0 | 0.0 | 0 | 0.0 | 0.00% | 0 | 0 | 0 |
| 239 | Ottawa | North Ottawa County | 616.9 | 0 | 0.0 | 0 | 0.0 | 0.00% | 0 | 0 | 0 |
| 240 | Ottawa | Twin Valley | 591.7 | 0 | 0.0 | 0 | 0.0 | 0.00% | 0 | 0 | 0 |
| 495 | Pawnee | Ft Larned | 914.6 | 0 | 0.0 | 0 | 0.0 | 0.00% | 0 | 0 | 0 |
| 496 | Pawnee | Pawnee Heights | 143.5 | 0 | 0.0 | 0 | 0.0 | 0.00% | 0 | 0 | 0 |
| 110 | Phillips | Thunder Ridge Schools | 221.0 | 0 | 0.0 | 0 | 0.0 | 0.00% | 0 | 0 | 0 |
| 325 | Phillips | Phillipsburg | 626.0 | 0 | 0.0 | 0 | 0.0 | 0.00% | 0 | 0 | 0 |
| 326 | Phillips | Logan | 151.0 | 0 | 0.0 | 0 | 0.0 | 0.00% | 0 | 0 | 0 |
| 320 | Pottawatomie | Wamego | 1,524.6 | 0 | 0.0 | 0 | 0.0 | 0.00% | 0 | 0 | 0 |
| 321 | Pottawatomie | Kaw Valley | 1,158.0 | 0 | 0.0 | 0 | 0.0 | 0.00% | 0 | 0 | 0 |
| 322 | Pottawatomie | Onaga-Havensville-Wheat | 301.0 | 0 | 0.0 | 0 | 0.0 | 0.00% | 0 | 0 | 0 |
| 323 | Pottawatomie | Rock Creek | 1,035.1 | 0 | 0.0 | 0 | 0.0 | 0.12% | 8,450 | 0 | 0 |
| 382 | Pratt | Pratt | 1,130.0 | 0 | 0.0 | 0 | 0.0 | 0.00% | 0 | 0 | 0 |
| 438 | Pratt | Skyline Schools | 411.0 | 0 | 0.0 | 0 | 0.0 | 0.00% | 0 | 0 | 0 |
| 105 | Rawlins | Rawlins County | 347.4 | 0 | 0.0 | 0 | 0.0 | 0.00% | 0 | 0 | 0 |
| 308 | Reno | Hutchinson Public Schools | 4,826.2 | 0 | 0.0 | 0 | 0.0 | 0.00% | 0 | 0 | 0 |
| 309 | Reno | Nickerson | 1,108.5 | 0 | 0.0 | 0 | 0.0 | 0.00% | 0 | 0 | 0 |
| 310 | Reno | Fairfield | 296.0 | 0 | 0.0 | 0 | 0.0 | 0.00% | 0 | 0 | 0 |
| 311 | Reno | Pretty Prairie | 258.0 | 0 | 0.0 | 0 | 0.0 | 0.00% | 0 | 0 | 0 |
| 312 | Reno | Haven Public Schools | 817.0 | 0 | 0.0 | 0 | 0.0 | 0.00% | 0 | 0 | 0 |
| 313 | Reno | Buhler | 2,276.3 | 0 | 0.0 | 0 | 0.0 | 0.00% | 0 | 0 | 0 |
| 109 | Republic | Republic County | 508.0 | 0 | 0.0 | 0 | 0.0 | 0.00% | 0 | 0 | 0 |
| 426 | Republic | Pike Valley | 222.5 | 0 | 0.0 | 0 | 0.0 | 0.00% | 0 | 0 | 0 |
| 376 | Rice | Sterling | 523.2 | 0 | 0.0 | 0 | 0.0 | 0.00% | 0 | 0 | 0 |
| 401 | Rice | Chase-Raymond | 167.0 | 0 | 0.0 | 0 | 0.0 | 0.00% | 0 | 0 | 0 |
| 405 | Rice | Lyons | 817.8 | 0 | 0.0 | 0 | 0.0 | 0.00% | 0 | 0 | 0 |
| 444 | Rice | Little River | 321.9 | 0 | 0.0 | 0 | 0.0 | 0.00% | 0 | 0 | 0 |
| 378 | Riley | Riley County | 686.9 | 0 | 0.0 | 0 | 0.0 | 0.00% | 0 | 0 | 0 |

Resources Provided by Non-Equitable Means

| 6/4/2017 | | Col 1 | Declining Enrollment | | | Ancillary Facilities | | Cost of Living | | | |
|--------------|---------------------|-------------------------|----------------------|---------------------|--------------|----------------------|----------------|----------------|---------------------|---------------------|---------------------|
| | | SF17-145 Col 3 | \$4,006 | | | \$4,006 | | | \$4,006 | | |
| | | Proposed | 2016-17 | | | 2016-17 | | 2016-17 | 2015-16 | 2015-16 | 2015-16 |
| | | 2017-18 | Decl Enroll | Decl Enroll | Ancillary | Ancillary | COL | COL | COL | COL | |
| USD # | County | District Name | Total Adj Enroll. | Max Authority | WTD FTE | Max Authority | WTD FTE | Auth Pct | Computed | Used | Authority |
| Total | STATE TOTALS | | 472,772.5 | \$ 3,670,673 | 458.1 | \$24,155,100 | 6,029.7 | 45.80% | \$29,102,077 | \$25,475,044 | \$24,053,180 |
| 383 | Riley | Manhattan-Ogden | 6,144.0 | 0 | 0.0 | 0 | 0.0 | 2.00% | 784,755 | 0 | 0 |
| 384 | Riley | Blue Valley | 216.5 | 0 | 0.0 | 0 | 0.0 | 0.00% | 0 | 0 | 0 |
| 269 | Rooks | Palco | 107.5 | 0 | 0.0 | 0 | 0.0 | 0.00% | 0 | 0 | 0 |
| 270 | Rooks | Plainville | 340.3 | 0 | 0.0 | 0 | 0.0 | 0.00% | 0 | 0 | 0 |
| 271 | Rooks | Stockton | 335.0 | 0 | 0.0 | 0 | 0.0 | 0.00% | 0 | 0 | 0 |
| 395 | Rush | LaCrosse | 290.0 | 0 | 0.0 | 0 | 0.0 | 0.00% | 0 | 0 | 0 |
| 403 | Rush | Otis-Bison | 220.6 | 0 | 0.0 | 0 | 0.0 | 0.00% | 0 | 0 | 0 |
| 399 | Russell | Paradise | 113.7 | 0 | 0.0 | 0 | 0.0 | 0.00% | 0 | 0 | 0 |
| 407 | Russell | Russell County | 830.2 | 0 | 0.0 | 0 | 0.0 | 0.00% | 0 | 0 | 0 |
| 305 | Saline | Salina | 7,152.0 | 0 | 0.0 | 0 | 0.0 | 0.00% | 0 | 0 | 0 |
| 306 | Saline | Southeast Of Saline | 692.0 | 0 | 0.0 | 0 | 0.0 | 0.00% | 0 | 0 | 0 |
| 307 | Saline | Ell-Saline | 462.5 | 0 | 0.0 | 0 | 0.0 | 0.00% | 0 | 0 | 0 |
| 466 | Scott | Scott County | 990.5 | 0 | 0.0 | 0 | 0.0 | 0.00% | 0 | 0 | 0 |
| 259 | Sedgwick | Wichita | 48,737.2 | 0 | 0.0 | 0 | 0.0 | 0.00% | 0 | 0 | 0 |
| 260 | Sedgwick | Derby | 6,709.8 | 0 | 0.0 | 0 | 0.0 | 0.00% | 0 | 0 | 0 |
| 261 | Sedgwick | Haysville | 5,488.6 | 0 | 0.0 | 0 | 0.0 | 0.00% | 0 | 0 | 0 |
| 262 | Sedgwick | Valley Center Pub Sch | 2,782.2 | 0 | 0.0 | 0 | 0.0 | 0.00% | 0 | 0 | 0 |
| 263 | Sedgwick | Mulvane | 1,752.8 | 0 | 0.0 | 0 | 0.0 | 0.00% | 0 | 0 | 0 |
| 264 | Sedgwick | Clearwater | 1,122.0 | 0 | 0.0 | 0 | 0.0 | 0.00% | 0 | 0 | 0 |
| 265 | Sedgwick | Goddard | 5,587.9 | 0 | 0.0 | 0 | 0.0 | 0.08% | 26,512 | 0 | 0 |
| 266 | Sedgwick | Maize | 6,762.7 | 0 | 0.0 | 0 | 0.0 | 1.15% | 473,679 | 0 | 0 |
| 267 | Sedgwick | Renwick | 1,891.0 | 0 | 0.0 | 0 | 0.0 | 0.00% | 0 | 0 | 0 |
| 268 | Sedgwick | Cheney | 781.1 | 0 | 0.0 | 0 | 0.0 | 0.00% | 0 | 0 | 0 |
| 480 | Seward | Liberal | 4,903.0 | 0 | 0.0 | 0 | 0.0 | 0.00% | 0 | 0 | 0 |
| 483 | Seward | Kismet-Plains | 699.0 | 0 | 0.0 | 0 | 0.0 | 0.00% | 0 | 0 | 0 |
| 345 | Shawnee | Seaman | 3,746.6 | 0 | 0.0 | 0 | 0.0 | 0.00% | 0 | 0 | 0 |
| 372 | Shawnee | Silver Lake | 694.0 | 0 | 0.0 | 0 | 0.0 | 0.00% | 0 | 0 | 0 |
| 437 | Shawnee | Auburn Washburn | 6,249.4 | 0 | 0.0 | 0 | 0.0 | 2.21% | 836,171 | 0 | 0 |
| 450 | Shawnee | Shawnee Heights | 3,512.5 | 0 | 0.0 | 0 | 0.0 | 0.00% | 0 | 0 | 0 |
| 501 | Shawnee | Topeka Public Schools | 13,426.0 | 0 | 0.0 | 0 | 0.0 | 0.00% | 0 | 0 | 0 |
| 412 | Sheridan | Hoxie Community Schools | 380.9 | 0 | 0.0 | 0 | 0.0 | 0.00% | 0 | 0 | 0 |
| 352 | Sherman | Goodland | 907.0 | 0 | 0.0 | 0 | 0.0 | 0.00% | 0 | 0 | 0 |
| 237 | Smith | Smith Center | 395.0 | 0 | 0.0 | 0 | 0.0 | 0.00% | 0 | 0 | 0 |
| 349 | Stafford | Stafford | 246.4 | 0 | 0.0 | 0 | 0.0 | 0.00% | 0 | 0 | 0 |
| 350 | Stafford | St John-Hudson | 336.9 | 0 | 0.0 | 0 | 0.0 | 0.00% | 0 | 0 | 0 |
| 351 | Stafford | Macksville | 231.0 | 0 | 0.0 | 0 | 0.0 | 0.00% | 0 | 0 | 0 |
| 452 | Stanton | Stanton County | 444.7 | 0 | 0.0 | 0 | 0.0 | 0.00% | 0 | 0 | 0 |
| 209 | Stevens | Moscow Public Schools | 173.0 | 0 | 0.0 | 0 | 0.0 | 0.00% | 0 | 0 | 0 |
| 210 | Stevens | Hugoton Public Schools | 1,074.9 | 0 | 0.0 | 0 | 0.0 | 0.00% | 0 | 0 | 0 |
| 353 | Sumner | Wellington | 1,596.5 | 0 | 0.0 | 0 | 0.0 | 0.00% | 0 | 0 | 0 |
| 356 | Sumner | Conway Springs | 484.8 | 0 | 0.0 | 0 | 0.0 | 0.00% | 0 | 0 | 0 |
| 357 | Sumner | Belle Plaine | 601.0 | 0 | 0.0 | 0 | 0.0 | 0.00% | 0 | 0 | 0 |
| 358 | Sumner | Oxford | 294.0 | 0 | 0.0 | 0 | 0.0 | 0.00% | 0 | 0 | 0 |
| 359 | Sumner | Argonia Public Schools | 187.5 | 0 | 0.0 | 0 | 0.0 | 0.00% | 0 | 0 | 0 |
| 360 | Sumner | Caldwell | 233.0 | 0 | 0.0 | 0 | 0.0 | 0.00% | 0 | 0 | 0 |
| 509 | Sumner | South Haven | 202.5 | 0 | 0.0 | 0 | 0.0 | 0.00% | 0 | 0 | 0 |
| 314 | Thomas | Brewster | 147.0 | 0 | 0.0 | 0 | 0.0 | 0.00% | 0 | 0 | 0 |
| 315 | Thomas | Colby Public Schools | 893.4 | 0 | 0.0 | 0 | 0.0 | 0.00% | 0 | 0 | 0 |
| 316 | Thomas | Golden Plains | 181.6 | 0 | 0.0 | 0 | 0.0 | 0.00% | 0 | 0 | 0 |
| 208 | Trego | Wakeeney | 380.5 | 0 | 0.0 | 0 | 0.0 | 0.00% | 0 | 0 | 0 |
| 329 | Wabaunsee | Mill Creek Valley | 440.0 | 0 | 0.0 | 0 | 0.0 | 0.00% | 0 | 0 | 0 |
| 330 | Wabaunsee | Mission Valley | 492.0 | 0 | 0.0 | 0 | 0.0 | 0.00% | 0 | 0 | 0 |
| 241 | Wallace | Wallace County Schools | 200.5 | 0 | 0.0 | 0 | 0.0 | 0.00% | 0 | 0 | 0 |
| 242 | Wallace | Weskan | 102.5 | 0 | 0.0 | 0 | 0.0 | 0.00% | 0 | 0 | 0 |
| 108 | Washington | Washington Co. Schools | 348.5 | 0 | 0.0 | 0 | 0.0 | 0.00% | 0 | 0 | 0 |

Resources Provided by Non-Equitable Means

| 6/4/2017 | | Col 1 | Declining Enrollment | | | Ancillary Facilities | | Cost of Living | | | |
|--------------|---------------------|--------------------|----------------------|---------------------|--------------|----------------------|----------------|----------------|---------------------|---------------------|---------------------|
| USD # | County | District Name | Total Adj Enroll. | Max Authority | WTD FTE | Max Authority | WTD FTE | Auth Pct | Computed | Used | Authority |
| | | | SF17-145 Col 3 | \$4,006 | | \$4,006 | | | \$4,006 | | |
| | | | Proposed 2017-18 | 2016-17 Decl Enroll | Decl Enroll | 2016-17 Ancillary | Ancillary | 2016-17 COL | 2015-16 COL | 2015-16 COL | 2015-16 COL |
| Total | STATE TOTALS | | 472,772.5 | \$ 3,670,673 | 458.1 | \$24,155,100 | 6,029.7 | 45.80% | \$29,102,077 | \$25,475,044 | \$24,053,180 |
| 223 | Washington | Barnes | 367.4 | 0 | 0.0 | 0 | 0.0 | 0.00% | 0 | 0 | 0 |
| 224 | Washington | Clifton-Clyde | 318.0 | 0 | 0.0 | 0 | 0.0 | 0.00% | 0 | 0 | 0 |
| 467 | Wichita | Leoti | 402.0 | 0 | 0.0 | 0 | 0.0 | 0.00% | 0 | 0 | 0 |
| 387 | Wilson | Altoona-Midway | 184.5 | 0 | 0.0 | 0 | 0.0 | 0.00% | 0 | 0 | 0 |
| 461 | Wilson | Neodesha | 719.0 | 0 | 0.0 | 0 | 0.0 | 0.00% | 0 | 0 | 0 |
| 484 | Wilson | Fredonia | 662.8 | 0 | 0.0 | 0 | 0.0 | 0.00% | 0 | 0 | 0 |
| 366 | Woodson | Woodson | 448.5 | 0 | 0.0 | 0 | 0.0 | 0.00% | 0 | 0 | 0 |
| 202 | Wyandotte | Turner-Kansas City | 4,098.7 | 0 | 0.0 | 0 | 0.0 | 0.00% | 0 | 0 | 0 |
| 203 | Wyandotte | Piper-Kansas City | 2,169.9 | 0 | 0.0 | 0 | 0.0 | 3.07% | 389,592 | 0 | 0 |
| 204 | Wyandotte | Bonner Springs | 2,679.0 | 0 | 0.0 | 0 | 0.0 | 0.00% | 0 | 0 | 0 |
| 500 | Wyandotte | Kansas City | 21,152.0 | 0 | 0.0 | 0 | 0.0 | 0.00% | 0 | 0 | 0 |

Appendix X:

Kansas Legislative Research Data Regarding 10% At-Risk Floor

This data was presented to the Legislature and is part of S.B. 19's legislative history and this Court should take judicial notice of the data. K.S.A. 60-409(b)(4); K.S.A. 60-412(c).

10% At-Risk Floor Applies to 2 Districts

| | | | No Floor 0.456 Regular At-Risk | 10% Floor 0.456 Regular At-Risk | | No Floor and \$4,009 BASE 2017-18 Est. General Fund | 10% Floor and \$4,006 BASE 2017-18 Est. General Fund | |
|--------------|---------------------|--------------------------|---|--|------------|--|---|------------|
| USD # | County | District Name | WTD FTE | WTD FTE | Difference | (incl Sped) | (incl Sped) | Difference |
| Total | STATE TOTALS | | 86,085.7 | 86,598.9 | 513.2 | 3,227,923,164 | 3,228,048,867 | 125,703.0 |
| 101 | Neosho | Erie-Galesburg | 116.3 | 116.3 | 0.0 | 4,563,440 | 4,560,535 | (2,905) |
| 102 | Gray | Cimmaron-Ensign | 103.5 | 103.5 | 0.0 | 4,810,362 | 4,807,129 | (3,233) |
| 103 | Cheyenne | Cheylin | 28.3 | 28.3 | 0.0 | 1,490,120 | 1,489,104 | (1,016) |
| 105 | Rawlins | Rawlins County | 50.6 | 50.6 | 0.0 | 2,823,268 | 2,821,389 | (1,879) |
| 106 | Ness | Western Plains | 27.4 | 27.4 | 0.0 | 1,201,940 | 1,201,107 | (833) |
| 107 | Jewell | Rock Hills | 60.2 | 60.2 | 0.0 | 2,688,594 | 2,686,862 | (1,732) |
| 108 | Washington | Washington Co. Schools | 57.0 | 57.0 | 0.0 | 2,857,378 | 2,855,495 | (1,883) |
| 109 | Republic | Republic County | 96.7 | 96.7 | 0.0 | 4,030,985 | 4,028,301 | (2,684) |
| 110 | Phillips | Thunder Ridge Schools | 49.2 | 49.2 | 0.0 | 2,249,772 | 2,248,305 | (1,467) |
| 111 | Doniphan | Doniphan West Schools | 57.5 | 57.5 | 0.0 | 2,837,004 | 2,835,113 | (1,891) |
| 112 | Ellsworth | Central Plains | 82.1 | 82.1 | 0.0 | 4,137,726 | 4,135,101 | (2,625) |
| 113 | Nemaha | Prairie Hills | 140.0 | 140.0 | 0.0 | 7,571,377 | 7,566,402 | (4,975) |
| 114 | Doniphan | Riverside | 130.9 | 130.9 | 0.0 | 5,037,177 | 5,033,916 | (3,261) |
| 115 | Nemaha | Nemaha Central | 38.8 | 38.8 | 0.0 | 4,283,141 | 4,280,269 | (2,872) |
| 200 | Greeley | Greeley County Schools | 42.0 | 42.0 | 0.0 | 2,144,953 | 2,143,458 | (1,495) |
| 202 | Wyandotte | Turner-Kansas City | 1,188.8 | 1,188.8 | 0.0 | 27,820,513 | 27,802,104 | (18,409) |
| 203 | Wyandotte | Piper-Kansas City | 130.4 | 130.4 | 0.0 | 12,661,716 | 12,653,850 | (7,866) |
| 204 | Wyandotte | Bonner Springs | 487.0 | 487.0 | 0.0 | 17,617,185 | 17,606,595 | (10,590) |
| 205 | Butler | Bluestem | 98.0 | 98.0 | 0.0 | 4,151,203 | 4,148,515 | (2,688) |
| 206 | Butler | Remington-Whitewater | 69.3 | 69.3 | 0.0 | 4,161,236 | 4,158,563 | (2,673) |
| 207 | Leavenworth | Ft Leavenworth | 32.8 | 32.8 | 0.0 | 8,850,519 | 8,845,013 | (5,506) |
| 208 | Trego | Wakeeney | 47.9 | 47.9 | 0.0 | 3,063,459 | 3,061,529 | (1,930) |
| 209 | Stevens | Moscow Public Schools | 48.3 | 48.3 | 0.0 | 1,738,456 | 1,737,245 | (1,211) |
| 210 | Stevens | Hugoton Public Schools | 239.9 | 239.9 | 0.0 | 7,680,425 | 7,675,128 | (5,297) |
| 211 | Norton | Norton Community Schools | 94.8 | 94.8 | 0.0 | 5,317,306 | 5,313,978 | (3,328) |
| 212 | Norton | Northern Valley | 26.0 | 26.0 | 0.0 | 1,678,485 | 1,677,399 | (1,086) |
| 214 | Grant | Ulysses | 404.5 | 404.5 | 0.0 | 11,087,614 | 11,080,109 | (7,505) |
| 215 | Kearny | Lakin | 123.6 | 123.6 | 0.0 | 4,726,881 | 4,723,671 | (3,210) |
| 216 | Kearny | Deerfield | 65.2 | 65.2 | 0.0 | 2,033,554 | 2,032,130 | (1,424) |
| 217 | Morton | Rolla | 21.0 | 21.0 | 0.0 | 1,530,389 | 1,529,334 | (1,055) |
| 218 | Morton | Elkhart | 85.3 | 85.3 | 0.0 | 6,851,009 | 6,848,515 | (2,494) |
| 219 | Clark | Minneola | 56.5 | 56.5 | 0.0 | 2,130,545 | 2,129,091 | (1,454) |
| 220 | Clark | Ashland | 27.8 | 27.8 | 0.0 | 1,797,906 | 1,796,684 | (1,222) |
| 223 | Washington | Barnes | 45.1 | 45.1 | 0.0 | 3,041,098 | 3,039,161 | (1,937) |
| 224 | Washington | Clifton-Clyde | 42.0 | 42.0 | 0.0 | 2,582,681 | 2,580,967 | (1,714) |
| 225 | Meade | Fowler | 25.1 | 25.1 | 0.0 | 1,369,626 | 1,368,687 | (939) |
| 226 | Meade | Meade | 47.9 | 47.9 | 0.0 | 2,923,051 | 2,921,089 | (1,962) |
| 227 | Hodgeman | Hodgeman County Schools | 32.8 | 32.8 | 0.0 | 2,367,539 | 2,365,929 | (1,610) |
| 229 | Johnson | Blue Valley | 531.0 | 1,015.1 | 484.1 | 138,630,924 | 140,589,381 | 1,958,457 |
| 230 | Johnson | Spring Hill | 201.1 | 201.1 | 0.0 | 23,983,042 | 23,973,084 | (9,958) |
| 231 | Johnson | Gardner Edgerton | 610.6 | 610.6 | 0.0 | 35,203,737 | 35,182,954 | (20,783) |
| 232 | Johnson | De Soto | 293.7 | 322.8 | 29.1 | 39,326,880 | 39,423,568 | 96,688 |
| 233 | Johnson | Olathe | 2,722.8 | 2,722.8 | 0.0 | 182,270,118 | 182,162,240 | (107,878) |
| 234 | Bourbon | Fort Scott | 425.4 | 425.4 | 0.0 | 11,743,258 | 11,735,410 | (7,848) |
| 235 | Bourbon | Uniontown | 90.7 | 90.7 | 0.0 | 3,760,084 | 3,757,576 | (2,508) |
| 237 | Smith | Smith Center | 67.5 | 67.5 | 0.0 | 3,351,692 | 3,349,571 | (2,121) |
| 239 | Ottawa | North Ottawa County | 88.9 | 88.9 | 0.0 | 4,659,776 | 4,656,766 | (3,010) |
| 240 | Ottawa | Twin Valley | 93.5 | 93.5 | 0.0 | 4,518,708 | 4,515,740 | (2,968) |
| 241 | Wallace | Wallace County Schools | 26.9 | 26.9 | 0.0 | 1,784,453 | 1,783,239 | (1,214) |
| 242 | Wallace | Weskan | 12.3 | 12.3 | 0.0 | 1,065,976 | 1,065,277 | (699) |
| 243 | Coffey | Lebo-Waverly | 58.8 | 58.8 | 0.0 | 3,440,309 | 3,438,120 | (2,189) |
| 244 | Coffey | Burlington | 117.2 | 117.2 | 0.0 | 6,451,463 | 6,447,549 | (3,914) |
| 245 | Coffey | LeRoy-Gridley | 30.1 | 30.1 | 0.0 | 1,996,677 | 1,995,375 | (1,302) |
| 246 | Crawford | Northeast | 130.9 | 130.9 | 0.0 | 4,091,125 | 4,088,479 | (2,646) |
| 247 | Crawford | Cherokee | 100.8 | 100.8 | 0.0 | 4,484,019 | 4,481,153 | (2,866) |
| 248 | Crawford | Girard | 181.5 | 181.5 | 0.0 | 7,278,816 | 7,274,118 | (4,698) |
| 249 | Crawford | Frontenac Public Schools | 134.1 | 134.1 | 0.0 | 6,301,204 | 6,297,133 | (4,071) |
| 250 | Crawford | Pittsburg | 814.0 | 814.0 | 0.0 | 20,218,042 | 20,205,129 | (12,913) |
| 251 | Lyon | North Lyon County | 78.0 | 78.0 | 0.0 | 3,579,554 | 3,577,212 | (2,342) |
| 252 | Lyon | Southern Lyon County | 76.2 | 76.2 | 0.0 | 4,097,476 | 4,094,822 | (2,654) |
| 253 | Lyon | Emporia | 990.0 | 990.0 | 0.0 | 29,215,617 | 29,196,263 | (19,354) |

| | | | No Floor | 10% Floor | | No Floor and | 10% Floor and | |
|--------------|---------------------|---------------------------|-----------------|-----------------|--------------|----------------------|----------------------|------------------|
| | | | 0.456 | 0.456 | | \$4,009 BASE | \$4,006 BASE | |
| | | | Regular | Regular | | 2017-18 Est. | 2017-18 Est. | |
| | | | At-Risk | At-Risk | | General Fund | General Fund | |
| USD # | County | District Name | WTD FTE | WTD FTE | Difference | (incl Sped) | (incl Sped) | Difference |
| Total | STATE TOTALS | | 86,085.7 | 86,598.9 | 513.2 | 3,227,923,164 | 3,228,048,867 | 125,703.0 |
| 254 | Barber | Barber County North | 84.4 | 84.4 | 0.0 | 3,878,332 | 3,875,865 | (2,467) |
| 255 | Barber | South Barber | 42.0 | 42.0 | 0.0 | 2,218,711 | 2,217,275 | (1,436) |
| 256 | Allen | Marmaton Valley | 57.9 | 57.9 | 0.0 | 2,544,503 | 2,542,877 | (1,626) |
| 257 | Allen | Iola | 298.2 | 298.2 | 0.0 | 9,438,984 | 9,433,229 | (5,755) |
| 258 | Allen | Humboldt | 101.7 | 101.7 | 0.0 | 5,310,407 | 5,307,432 | (2,975) |
| 259 | Sedgwick | Wichita | 14,811.3 | 14,811.3 | 0.0 | 345,105,937 | 344,883,850 | (222,087) |
| 260 | Sedgwick | Derby | 1,148.7 | 1,148.7 | 0.0 | 40,479,396 | 40,453,311 | (26,085) |
| 261 | Sedgwick | Haysville | 1,176.9 | 1,176.9 | 0.0 | 35,278,292 | 35,255,815 | (22,477) |
| 262 | Sedgwick | Valley Center Pub Sch | 390.3 | 390.3 | 0.0 | 17,040,578 | 17,029,951 | (10,627) |
| 263 | Sedgwick | Mulvane | 254.4 | 254.4 | 0.0 | 10,466,898 | 10,460,296 | (6,602) |
| 264 | Sedgwick | Clearwater | 119.5 | 119.5 | 0.0 | 7,527,475 | 7,522,754 | (4,721) |
| 265 | Sedgwick | Goddard | 471.5 | 471.5 | 0.0 | 33,033,948 | 33,013,018 | (20,930) |
| 266 | Sedgwick | Maize | 463.3 | 463.3 | 0.0 | 41,100,515 | 41,075,696 | (24,819) |
| 267 | Sedgwick | Renwick | 86.2 | 86.2 | 0.0 | 10,754,781 | 10,748,069 | (6,712) |
| 268 | Sedgwick | Cheney | 79.3 | 79.3 | 0.0 | 5,573,014 | 5,569,406 | (3,608) |
| 269 | Rooks | Palco | 11.4 | 11.4 | 0.0 | 1,120,081 | 1,119,338 | (743) |
| 270 | Rooks | Plainville | 43.3 | 43.3 | 0.0 | 2,770,093 | 2,768,369 | (1,724) |
| 271 | Rooks | Stockton | 62.5 | 62.5 | 0.0 | 2,763,441 | 2,761,649 | (1,792) |
| 272 | Mitchell | Waconda | 52.9 | 52.9 | 0.0 | 2,662,867 | 2,661,139 | (1,728) |
| 273 | Mitchell | Beloit | 109.0 | 109.0 | 0.0 | 5,941,566 | 5,937,852 | (3,714) |
| 274 | Logan | Oakley | 69.8 | 69.8 | 0.0 | 3,182,949 | 3,180,845 | (2,104) |
| 275 | Logan | Triplains | 8.2 | 8.2 | 0.0 | 777,937 | 777,432 | (505) |
| 281 | Graham | Graham County | 56.5 | 56.5 | 0.0 | 2,927,801 | 2,925,854 | (1,947) |
| 282 | Elk | West Elk | 73.4 | 73.4 | 0.0 | 3,183,205 | 3,181,246 | (1,959) |
| 283 | Elk | Elk Valley | 36.9 | 36.9 | 0.0 | 1,414,565 | 1,413,694 | (871) |
| 284 | Chase | Chase County | 37.8 | 37.8 | 0.0 | 2,922,293 | 2,920,404 | (1,889) |
| 285 | Chautauqua | Cedar Vale | 49.7 | 49.7 | 0.0 | 1,798,067 | 1,796,858 | (1,209) |
| 286 | Chautauqua | Chautauqua Co Community | 89.8 | 89.8 | 0.0 | 3,229,539 | 3,227,436 | (2,103) |
| 287 | Franklin | West Franklin | 115.4 | 115.4 | 0.0 | 5,055,648 | 5,052,449 | (3,199) |
| 288 | Franklin | Central Heights | 134.5 | 134.5 | 0.0 | 4,714,247 | 4,711,084 | (3,163) |
| 289 | Franklin | Wellsville | 81.2 | 81.2 | 0.0 | 5,521,823 | 5,518,299 | (3,524) |
| 290 | Franklin | Ottawa | 473.8 | 473.8 | 0.0 | 15,316,014 | 15,306,419 | (9,595) |
| 291 | Gove | Grinnell Public Schools | 13.2 | 13.2 | 0.0 | 931,035 | 930,414 | (621) |
| 292 | Gove | Wheatland | 12.3 | 12.3 | 0.0 | 1,193,102 | 1,192,328 | (774) |
| 293 | Gove | Quinter Public Schools | 32.8 | 32.8 | 0.0 | 2,375,872 | 2,374,332 | (1,540) |
| 294 | Decatur | Oberlin | 49.7 | 49.7 | 0.0 | 2,700,889 | 2,699,142 | (1,747) |
| 297 | Cheyenne | St Francis Comm Sch | 39.2 | 39.2 | 0.0 | 2,247,093 | 2,245,559 | (1,534) |
| 298 | Lincoln | Lincoln | 66.1 | 66.1 | 0.0 | 3,034,937 | 3,032,982 | (1,955) |
| 299 | Lincoln | Sylvan Grove | 38.8 | 38.8 | 0.0 | 2,239,940 | 2,238,437 | (1,503) |
| 300 | Comanche | Comanche County | 45.6 | 45.6 | 0.0 | 2,875,285 | 2,873,455 | (1,830) |
| 303 | Ness | Ness City | 54.3 | 54.3 | 0.0 | 2,387,589 | 2,385,970 | (1,619) |
| 305 | Saline | Salina | 1,588.7 | 1,588.7 | 0.0 | 45,940,474 | 45,911,353 | (29,121) |
| 306 | Saline | Southeast Of Saline | 57.5 | 57.5 | 0.0 | 5,085,563 | 5,082,266 | (3,297) |
| 307 | Saline | Ell-Saline | 44.7 | 44.7 | 0.0 | 3,560,538 | 3,558,199 | (2,339) |
| 308 | Reno | Hutchinson Public Schools | 1,162.3 | 1,162.3 | 0.0 | 30,878,868 | 30,859,074 | (19,794) |
| 309 | Reno | Nickerson | 222.5 | 222.5 | 0.0 | 8,297,477 | 8,292,274 | (5,203) |
| 310 | Reno | Fairfield | 67.5 | 67.5 | 0.0 | 2,790,394 | 2,788,545 | (1,849) |
| 311 | Reno | Pretty Prairie | 27.8 | 27.8 | 0.0 | 2,169,773 | 2,168,355 | (1,418) |
| 312 | Reno | Haven Public Schools | 124.0 | 124.0 | 0.0 | 6,673,145 | 6,669,085 | (4,060) |
| 313 | Reno | Buhler | 305.5 | 305.5 | 0.0 | 13,865,369 | 13,856,637 | (8,732) |
| 314 | Thomas | Brewster | 24.6 | 24.6 | 0.0 | 1,435,258 | 1,434,294 | (964) |
| 315 | Thomas | Colby Public Schools | 107.6 | 107.6 | 0.0 | 6,081,142 | 6,077,126 | (4,016) |
| 316 | Thomas | Golden Plains | 46.5 | 46.5 | 0.0 | 1,940,427 | 1,939,176 | (1,251) |
| 320 | Pottawatomie | Wamego | 140.9 | 140.9 | 0.0 | 9,265,002 | 9,259,311 | (5,691) |
| 321 | Pottawatomie | Kaw Valley | 143.2 | 143.2 | 0.0 | 7,980,513 | 7,975,564 | (4,949) |
| 322 | Pottawatomie | Onaga-Havensville-Wheaton | 46.1 | 46.1 | 0.0 | 2,474,253 | 2,472,649 | (1,604) |
| 323 | Pottawatomie | Rock Creek | 102.6 | 102.6 | 0.0 | 7,020,775 | 7,016,174 | (4,601) |
| 325 | Phillips | Phillipsburg | 74.3 | 74.3 | 0.0 | 4,707,298 | 4,704,339 | (2,959) |
| 326 | Phillips | Logan | 21.0 | 21.0 | 0.0 | 1,517,395 | 1,516,401 | (994) |
| 327 | Ellsworth | Ellsworth | 71.1 | 71.1 | 0.0 | 4,682,462 | 4,679,373 | (3,089) |
| 329 | Wabaunsee | Mill Creek Valley | 47.4 | 47.4 | 0.0 | 3,568,517 | 3,566,203 | (2,314) |

| | | | No Floor | 10% Floor | | No Floor and | 10% Floor and | |
|--------------|-----------|--------------------------|-----------------|-----------------|--------------|----------------------|----------------------|------------------|
| | | | 0.456 | 0.456 | | \$4,009 BASE | \$4,006 BASE | |
| | | | Regular | Regular | | 2017-18 Est. | 2017-18 Est. | |
| | | | At-Risk | At-Risk | | General Fund | General Fund | |
| USD # | County | District Name | WTD FTE | WTD FTE | Difference | (incl Sped) | (incl Sped) | Difference |
| Total | | STATE TOTALS | 86,085.7 | 86,598.9 | 513.2 | 3,227,923,164 | 3,228,048,867 | 125,703.0 |
| 330 | Wabaunsee | Mission Valley | 62.5 | 62.5 | 0.0 | 4,343,390 | 4,340,735 | (2,655) |
| 331 | Kingman | Kingman - Norwich | 144.1 | 144.1 | 0.0 | 7,158,388 | 7,154,056 | (4,332) |
| 332 | Kingman | Cunningham | 21.0 | 21.0 | 0.0 | 1,616,090 | 1,615,071 | (1,019) |
| 333 | Cloud | Concordia | 169.6 | 169.6 | 0.0 | 7,231,921 | 7,227,208 | (4,713) |
| 334 | Cloud | Southern Cloud | 43.3 | 43.3 | 0.0 | 1,966,992 | 1,965,793 | (1,199) |
| 335 | Jackson | North Jackson | 52.0 | 52.0 | 0.0 | 3,007,847 | 3,005,846 | (2,001) |
| 336 | Jackson | Holton | 173.3 | 173.3 | 0.0 | 7,534,858 | 7,530,065 | (4,793) |
| 337 | Jackson | Royal Valley | 152.8 | 152.8 | 0.0 | 6,458,185 | 6,454,036 | (4,149) |
| 338 | Jefferson | Valley Falls | 53.4 | 53.4 | 0.0 | 3,067,827 | 3,065,924 | (1,903) |
| 339 | Jefferson | Jefferson County North | 49.2 | 49.2 | 0.0 | 3,706,142 | 3,703,870 | (2,272) |
| 340 | Jefferson | Jefferson West | 82.5 | 82.5 | 0.0 | 6,241,811 | 6,237,943 | (3,868) |
| 341 | Jefferson | Oskaloosa Public Schools | 115.8 | 115.8 | 0.0 | 5,116,961 | 5,113,888 | (3,073) |
| 342 | Jefferson | McLouth | 71.6 | 71.6 | 0.0 | 3,966,961 | 3,964,539 | (2,422) |
| 343 | Jefferson | Perry Public Schools | 99.9 | 99.9 | 0.0 | 5,964,774 | 5,961,121 | (3,653) |
| 344 | Linn | Pleasanton | 74.8 | 74.8 | 0.0 | 2,812,878 | 2,811,000 | (1,878) |
| 345 | Shawnee | Seaman | 488.4 | 488.4 | 0.0 | 23,036,272 | 23,022,060 | (14,212) |
| 346 | Linn | Jayhawk | 128.6 | 128.6 | 0.0 | 4,695,274 | 4,692,143 | (3,131) |
| 347 | Edwards | Kinsley-Offerle | 72.0 | 72.0 | 0.0 | 3,053,573 | 3,051,578 | (1,995) |
| 348 | Douglas | Baldwin City | 167.4 | 167.4 | 0.0 | 8,829,043 | 8,823,523 | (5,520) |
| 349 | Stafford | Stafford | 48.8 | 48.8 | 0.0 | 2,298,063 | 2,296,585 | (1,478) |
| 350 | Stafford | St John-Hudson | 58.4 | 58.4 | 0.0 | 2,837,899 | 2,836,108 | (1,791) |
| 351 | Stafford | Macksville | 52.0 | 52.0 | 0.0 | 2,297,410 | 2,295,934 | (1,476) |
| 352 | Sherman | Goodland | 160.1 | 160.1 | 0.0 | 6,768,550 | 6,764,257 | (4,293) |
| 353 | Sumner | Wellington | 336.5 | 336.5 | 0.0 | 10,844,870 | 10,838,422 | (6,448) |
| 355 | Barton | Ellinwood Public Schools | 76.2 | 76.2 | 0.0 | 3,524,737 | 3,522,476 | (2,261) |
| 356 | Sumner | Conway Springs | 47.4 | 47.4 | 0.0 | 3,679,917 | 3,677,533 | (2,384) |
| 357 | Sumner | Belle Plaine | 92.6 | 92.6 | 0.0 | 4,781,512 | 4,778,579 | (2,933) |
| 358 | Sumner | Oxford | 51.5 | 51.5 | 0.0 | 2,982,169 | 2,980,577 | (1,592) |
| 359 | Sumner | Argonia Public Schools | 35.1 | 35.1 | 0.0 | 1,834,732 | 1,833,529 | (1,203) |
| 360 | Sumner | Caldwell | 44.7 | 44.7 | 0.0 | 2,154,744 | 2,153,375 | (1,369) |
| 361 | Harper | Anthony-Harper | 190.6 | 190.6 | 0.0 | 7,027,451 | 7,023,101 | (4,350) |
| 362 | Linn | Prairie View | 160.1 | 160.1 | 0.0 | 7,290,179 | 7,285,693 | (4,486) |
| 363 | Finney | Holcomb | 207.5 | 207.5 | 0.0 | 6,784,714 | 6,780,036 | (4,678) |
| 364 | Marshall | Marysville | 105.8 | 105.8 | 0.0 | 5,274,303 | 5,270,827 | (3,476) |
| 365 | Anderson | Garnett | 160.5 | 160.5 | 0.0 | 7,136,798 | 7,132,181 | (4,617) |
| 366 | Woodson | Woodson | 99.9 | 99.9 | 0.0 | 3,911,343 | 3,908,841 | (2,502) |
| 367 | Miami | Osawatomie | 278.6 | 278.6 | 0.0 | 9,086,781 | 9,081,412 | (5,369) |
| 368 | Miami | Paola | 253.1 | 253.1 | 0.0 | 12,166,692 | 12,159,079 | (7,613) |
| 369 | Harvey | Burton | 51.5 | 51.5 | 0.0 | 2,150,921 | 2,149,493 | (1,428) |
| 371 | Gray | Montezuma | 31.0 | 31.0 | 0.0 | 1,958,623 | 1,957,303 | (1,320) |
| 372 | Shawnee | Silver Lake | 44.2 | 44.2 | 0.0 | 4,792,220 | 4,789,071 | (3,149) |
| 373 | Harvey | Newton | 660.3 | 660.3 | 0.0 | 20,938,673 | 20,925,265 | (13,408) |
| 374 | Haskell | Sublette | 104.0 | 104.0 | 0.0 | 3,758,193 | 3,755,592 | (2,601) |
| 375 | Butler | Circle | 163.7 | 163.7 | 0.0 | 11,032,457 | 11,025,474 | (6,983) |
| 376 | Rice | Sterling | 65.2 | 65.2 | 0.0 | 4,081,335 | 4,078,770 | (2,565) |
| 377 | Atchison | Atchison Co Comm Schools | 96.2 | 96.2 | 0.0 | 4,835,187 | 4,832,212 | (2,975) |
| 378 | Riley | Riley County | 61.6 | 61.6 | 0.0 | 5,119,440 | 5,116,168 | (3,272) |
| 379 | Clay | Clay Center | 190.6 | 190.6 | 0.0 | 8,797,265 | 8,791,668 | (5,597) |
| 380 | Marshall | Vermillion | 59.3 | 59.3 | 0.0 | 4,042,118 | 4,039,324 | (2,794) |
| 381 | Ford | Spearville | 43.3 | 43.3 | 0.0 | 2,651,047 | 2,649,264 | (1,783) |
| 382 | Pratt | Pratt | 223.0 | 223.0 | 0.0 | 8,297,127 | 8,292,001 | (5,126) |
| 383 | Riley | Manhattan-Ogden | 842.7 | 842.7 | 0.0 | 39,053,997 | 39,030,624 | (23,373) |
| 384 | Riley | Blue Valley | 16.9 | 16.9 | 0.0 | 2,045,610 | 2,044,293 | (1,317) |
| 385 | Butler | Andover | 307.8 | 307.8 | 0.0 | 31,263,331 | 31,245,347 | (17,984) |
| 386 | Greenwood | Madison-Virgil | 39.7 | 39.7 | 0.0 | 2,164,466 | 2,163,107 | (1,359) |
| 387 | Wilson | Attoona-Midway | 36.9 | 36.9 | 0.0 | 1,882,051 | 1,880,827 | (1,224) |
| 388 | Ellis | Ellis | 47.4 | 47.4 | 0.0 | 3,155,225 | 3,153,113 | (2,112) |
| 389 | Greenwood | Eureka | 156.4 | 156.4 | 0.0 | 5,200,093 | 5,196,624 | (3,469) |
| 390 | Greenwood | Hamilton | 12.8 | 12.8 | 0.0 | 871,072 | 870,532 | (540) |
| 392 | Osborne | Osborne County | 48.3 | 48.3 | 0.0 | 2,426,042 | 2,424,498 | (1,544) |
| 393 | Dickinson | Solomon | 55.2 | 55.2 | 0.0 | 2,546,976 | 2,545,312 | (1,664) |

| | | | No Floor 0.456 Regular At-Risk | 10% Floor 0.456 Regular At-Risk | | No Floor and \$4,009 BASE 2017-18 Est. General Fund | 10% Floor and \$4,006 BASE 2017-18 Est. General Fund | |
|--------------|---------------------|--------------------------|---|--|--------------|--|---|------------------|
| USD # | County | District Name | WTD FTE | WTD FTE | Difference | (incl Sped) | (incl Sped) | Difference |
| Total | STATE TOTALS | | 86,085.7 | 86,598.9 | 513.2 | 3,227,923,164 | 3,228,048,867 | 125,703.0 |
| 394 | Butler | Rose Hill Public Schools | 160.1 | 160.1 | 0.0 | 9,199,926 | 9,194,127 | (5,799) |
| 395 | Rush | LaCrosse | 47.4 | 47.4 | 0.0 | 2,365,048 | 2,363,477 | (1,571) |
| 396 | Butler | Douglass Public Schools | 86.6 | 86.6 | 0.0 | 5,215,436 | 5,212,169 | (3,267) |
| 397 | Marion | Centre | 29.6 | 29.6 | 0.0 | 2,788,702 | 2,787,331 | (1,371) |
| 398 | Marion | Peabody-Burns | 55.6 | 55.6 | 0.0 | 2,436,325 | 2,434,798 | (1,527) |
| 399 | Russell | Paradise | 19.2 | 19.2 | 0.0 | 1,202,069 | 1,201,279 | (790) |
| 400 | McPherson | Smoky Valley | 94.8 | 94.8 | 0.0 | 7,103,686 | 7,099,578 | (4,108) |
| 401 | Rice | Chase-Raymond | 42.4 | 42.4 | 0.0 | 1,728,846 | 1,727,714 | (1,132) |
| 402 | Butler | Augusta | 337.0 | 337.0 | 0.0 | 12,737,863 | 12,729,667 | (8,196) |
| 403 | Rush | Otis-Bison | 41.5 | 41.5 | 0.0 | 2,196,053 | 2,194,685 | (1,368) |
| 404 | Cherokee | Riverton | 141.4 | 141.4 | 0.0 | 5,548,700 | 5,545,085 | (3,615) |
| 405 | Rice | Lyons | 212.5 | 212.5 | 0.0 | 6,588,384 | 6,584,152 | (4,232) |
| 407 | Russell | Russell County | 160.1 | 160.1 | 0.0 | 6,097,392 | 6,093,408 | (3,984) |
| 408 | Marion | Marion-Florence | 79.3 | 79.3 | 0.0 | 4,260,954 | 4,258,319 | (2,635) |
| 409 | Atchison | Atchison Public Schools | 438.7 | 438.7 | 0.0 | 11,482,358 | 11,475,263 | (7,095) |
| 410 | Marion | Durham-Hillsboro-Lehigh | 73.4 | 73.4 | 0.0 | 4,632,812 | 4,629,973 | (2,839) |
| 411 | Marion | Goessel | 27.8 | 27.8 | 0.0 | 2,391,751 | 2,390,264 | (1,487) |
| 412 | Sheridan | Hoxie Community Schools | 46.1 | 46.1 | 0.0 | 2,879,490 | 2,877,537 | (1,953) |
| 413 | Neosho | Chanute Public Schools | 437.8 | 437.8 | 0.0 | 12,485,224 | 12,477,503 | (7,721) |
| 415 | Brown | Hiawatha | 176.0 | 176.0 | 0.0 | 7,022,533 | 7,018,126 | (4,407) |
| 416 | Miami | Louisburg | 95.8 | 95.8 | 0.0 | 9,575,834 | 9,569,821 | (6,013) |
| 417 | Morris | Morris County | 113.1 | 113.1 | 0.0 | 5,473,750 | 5,470,133 | (3,617) |
| 418 | McPherson | McPherson | 312.4 | 312.4 | 0.0 | 14,379,682 | 14,371,067 | (8,615) |
| 419 | McPherson | Canton-Galva | 47.0 | 47.0 | 0.0 | 3,027,510 | 3,025,580 | (1,930) |
| 420 | Osage | Osage City | 109.0 | 109.0 | 0.0 | 5,003,182 | 5,000,028 | (3,154) |
| 421 | Osage | Lyndon | 55.6 | 55.6 | 0.0 | 3,366,663 | 3,364,513 | (2,150) |
| 422 | Kiowa | Kiowa County | 30.6 | 30.6 | 0.0 | 2,706,040 | 2,704,653 | (1,387) |
| 423 | McPherson | Moundridge | 35.1 | 35.1 | 0.0 | 3,072,766 | 3,070,858 | (1,908) |
| 426 | Republic | Pike Valley | 40.6 | 40.6 | 0.0 | 2,018,949 | 2,017,585 | (1,364) |
| 428 | Barton | Great Bend | 764.3 | 764.3 | 0.0 | 19,663,195 | 19,650,294 | (12,901) |
| 429 | Doniphan | Troy Public Schools | 33.3 | 33.3 | 0.0 | 2,533,843 | 2,532,170 | (1,673) |
| 430 | Brown | South Brown County | 152.3 | 152.3 | 0.0 | 5,049,420 | 5,046,241 | (3,179) |
| 431 | Barton | Hoisington | 152.3 | 152.3 | 0.0 | 5,662,271 | 5,658,589 | (3,682) |
| 432 | Ellis | Victoria | 16.4 | 16.4 | 0.0 | 2,172,749 | 2,171,283 | (1,466) |
| 434 | Osage | Santa Fe Trail | 186.5 | 186.5 | 0.0 | 7,843,849 | 7,839,077 | (4,772) |
| 435 | Dickinson | Abilene | 268.1 | 268.1 | 0.0 | 9,703,455 | 9,697,331 | (6,124) |
| 436 | Montgomery | Caney Valley | 138.6 | 138.6 | 0.0 | 5,522,673 | 5,518,917 | (3,756) |
| 437 | Shawnee | Auburn Washburn | 710.9 | 710.9 | 0.0 | 37,684,323 | 37,660,739 | (23,584) |
| 438 | Pratt | Skyline Schools | 43.8 | 43.8 | 0.0 | 3,295,725 | 3,293,637 | (2,088) |
| 439 | Harvey | Sedgwick Public Schools | 68.4 | 68.4 | 0.0 | 3,625,174 | 3,622,825 | (2,349) |
| 440 | Harvey | Halstead | 114.5 | 114.5 | 0.0 | 5,654,174 | 5,650,463 | (3,711) |
| 443 | Ford | Dodge City | 2,241.2 | 2,241.2 | 0.0 | 50,440,645 | 50,406,825 | (33,820) |
| 444 | Rice | Little River | 29.2 | 29.2 | 0.0 | 2,645,141 | 2,643,491 | (1,650) |
| 445 | Montgomery | Coffeyville | 547.2 | 547.2 | 0.0 | 11,844,782 | 11,836,981 | (7,801) |
| 446 | Montgomery | Independence | 496.1 | 496.1 | 0.0 | 12,627,113 | 12,618,735 | (8,378) |
| 447 | Montgomery | Cherryvale | 207.5 | 207.5 | 0.0 | 6,286,893 | 6,282,780 | (4,113) |
| 448 | McPherson | Inman | 39.7 | 39.7 | 0.0 | 3,350,515 | 3,348,389 | (2,126) |
| 449 | Leavenworth | Easton | 65.2 | 65.2 | 0.0 | 4,872,543 | 4,869,551 | (2,992) |
| 450 | Shawnee | Shawnee Heights | 435.5 | 435.5 | 0.0 | 21,371,811 | 21,358,262 | (13,549) |
| 452 | Stanton | Stanton County | 81.2 | 81.2 | 0.0 | 3,559,216 | 3,556,748 | (2,468) |
| 453 | Leavenworth | Leavenworth | 865.0 | 865.0 | 0.0 | 24,324,031 | 24,308,909 | (15,122) |
| 454 | Osage | Burlingame Public School | 46.1 | 46.1 | 0.0 | 2,422,706 | 2,421,178 | (1,528) |
| 456 | Osage | Marais Des Cygnes Valley | 48.3 | 48.3 | 0.0 | 2,269,124 | 2,267,665 | (1,459) |
| 457 | Finney | Garden City | 2,104.4 | 2,104.4 | 0.0 | 52,213,124 | 52,178,174 | (34,950) |
| 458 | Leavenworth | Basehor-Linwood | 135.9 | 135.9 | 0.0 | 13,909,661 | 13,901,263 | (8,398) |
| 459 | Ford | Bucklin | 46.5 | 46.5 | 0.0 | 2,051,969 | 2,050,557 | (1,412) |
| 460 | Harvey | Hesston | 61.6 | 61.6 | 0.0 | 5,339,328 | 5,335,845 | (3,483) |
| 461 | Wilson | Neodesha | 152.3 | 152.3 | 0.0 | 5,296,335 | 5,292,791 | (3,544) |
| 462 | Cowley | Central | 68.9 | 68.9 | 0.0 | 2,729,474 | 2,727,675 | (1,799) |
| 463 | Cowley | Udall | 47.4 | 47.4 | 0.0 | 2,739,126 | 2,737,352 | (1,774) |
| 464 | Leavenworth | Tonganoxie | 200.2 | 200.2 | 0.0 | 11,417,364 | 11,410,071 | (7,293) |

| | | | No Floor 0.456 | 10% Floor 0.456 | | No Floor and \$4,009 BASE | 10% Floor and \$4,006 BASE | |
|--------------|-------------|-------------------------|-------------------|--------------------|--------------|------------------------------|-------------------------------|------------------|
| | | | Regular | Regular | | 2017-18 Est. | 2017-18 Est. | |
| | | | At-Risk | At-Risk | | General Fund | General Fund | |
| USD # | County | District Name | WTD FTE | WTD FTE | Difference | (incl Sped) | (incl Sped) | Difference |
| Total | | STATE TOTALS | 86,085.7 | 86,598.9 | 513.2 | 3,227,923,164 | 3,228,048,867 | 125,703.0 |
| 465 | Cowley | Winfield | 463.8 | 463.8 | 0.0 | 14,522,654 | 14,513,577 | (9,077) |
| 466 | Scott | Scott County | 174.2 | 174.2 | 0.0 | 6,730,156 | 6,725,529 | (4,627) |
| 467 | Wichita | Leoti | 80.3 | 80.3 | 0.0 | 3,247,919 | 3,245,667 | (2,252) |
| 468 | Lane | Healy Public Schools | 16.4 | 16.4 | 0.0 | 798,634 | 798,120 | (514) |
| 469 | Leavenworth | Lansing | 260.8 | 260.8 | 0.0 | 15,736,840 | 15,727,500 | (9,340) |
| 470 | Cowley | Arkansas City | 798.0 | 798.0 | 0.0 | 19,804,700 | 19,791,923 | (12,777) |
| 471 | Cowley | Dexter | 21.0 | 21.0 | 0.0 | 1,387,795 | 1,386,869 | (926) |
| 473 | Dickinson | Chapman | 170.1 | 170.1 | 0.0 | 7,534,271 | 7,529,356 | (4,915) |
| 474 | Kiowa | Haviland | 15.0 | 15.0 | 0.0 | 1,112,449 | 1,111,717 | (732) |
| 475 | Geary | Geary County Schools | 1,404.0 | 1,404.0 | 0.0 | 48,515,456 | 48,485,223 | (30,233) |
| 476 | Gray | Copeland | 13.2 | 13.2 | 0.0 | 1,033,630 | 1,032,927 | (703) |
| 477 | Gray | Ingalls | 26.4 | 26.4 | 0.0 | 1,963,676 | 1,962,332 | (1,344) |
| 479 | Anderson | Crest | 43.3 | 43.3 | 0.0 | 2,103,005 | 2,101,639 | (1,366) |
| 480 | Seward | Liberal | 1,616.5 | 1,616.5 | 0.0 | 33,769,200 | 33,746,044 | (23,156) |
| 481 | Dickinson | Rural Vista | 47.4 | 47.4 | 0.0 | 2,475,648 | 2,473,986 | (1,662) |
| 482 | Lane | Dighton | 34.2 | 34.2 | 0.0 | 1,938,299 | 1,936,979 | (1,320) |
| 483 | Seward | Kismet-Plains | 209.8 | 209.8 | 0.0 | 6,652,237 | 6,647,677 | (4,560) |
| 484 | Wilson | Fredonia | 136.3 | 136.3 | 0.0 | 5,056,148 | 5,052,781 | (3,367) |
| 487 | Dickinson | Herington | 94.4 | 94.4 | 0.0 | 3,548,917 | 3,546,592 | (2,325) |
| 489 | Ellis | Hays | 464.2 | 464.2 | 0.0 | 18,209,984 | 18,198,249 | (11,735) |
| 490 | Butler | El Dorado | 405.4 | 405.4 | 0.0 | 12,042,047 | 12,034,237 | (7,810) |
| 491 | Douglas | Eudora | 226.2 | 226.2 | 0.0 | 9,971,736 | 9,965,610 | (6,126) |
| 492 | Butler | Flinthills | 39.7 | 39.7 | 0.0 | 2,427,177 | 2,425,617 | (1,560) |
| 493 | Cherokee | Columbus | 207.0 | 207.0 | 0.0 | 7,384,690 | 7,379,941 | (4,749) |
| 494 | Hamilton | Syracuse | 117.6 | 117.6 | 0.0 | 4,214,745 | 4,211,802 | (2,943) |
| 495 | Pawnee | Ft Larned | 180.6 | 180.6 | 0.0 | 6,957,983 | 6,953,605 | (4,378) |
| 496 | Pawnee | Pawnee Heights | 17.3 | 17.3 | 0.0 | 1,423,143 | 1,422,199 | (944) |
| 497 | Douglas | Lawrence | 1,511.2 | 1,511.2 | 0.0 | 73,638,588 | 73,597,630 | (40,958) |
| 498 | Marshall | Valley Heights | 68.4 | 68.4 | 0.0 | 3,238,103 | 3,235,959 | (2,144) |
| 499 | Cherokee | Galena | 204.7 | 204.7 | 0.0 | 6,209,333 | 6,205,304 | (4,029) |
| 500 | Wyandotte | Kansas City | 7,668.1 | 7,668.1 | 0.0 | 153,253,260 | 153,151,163 | (102,097) |
| 501 | Shawnee | Topeka Public Schools | 4,156.4 | 4,156.4 | 0.0 | 95,391,919 | 95,332,673 | (59,246) |
| 502 | Edwards | Lewis | 26.0 | 26.0 | 0.0 | 1,272,141 | 1,271,295 | (846) |
| 503 | Labette | Parsons | 352.0 | 352.0 | 0.0 | 8,962,190 | 8,956,353 | (5,837) |
| 504 | Labette | Oswego | 102.6 | 102.6 | 0.0 | 3,614,271 | 3,611,886 | (2,385) |
| 505 | Labette | Chetopa-St. Paul | 83.9 | 83.9 | 0.0 | 3,502,465 | 3,500,197 | (2,268) |
| 506 | Labette | Labette County | 330.1 | 330.1 | 0.0 | 10,616,242 | 10,609,523 | (6,719) |
| 507 | Haskell | Satanta | 82.1 | 82.1 | 0.0 | 2,735,307 | 2,733,390 | (1,917) |
| 508 | Cherokee | Baxter Springs | 247.6 | 247.6 | 0.0 | 7,549,045 | 7,544,207 | (4,838) |
| 509 | Sumner | South Haven | 34.2 | 34.2 | 0.0 | 1,985,713 | 1,984,455 | (1,258) |
| 511 | Harper | Attica | 26.9 | 26.9 | 0.0 | 1,590,827 | 1,589,785 | (1,042) |
| 512 | Johnson | Shawnee Mission Pub Sch | 3,487.5 | 3,487.5 | 0.0 | 162,798,546 | 162,692,863 | (105,683) |

Appendix Y-1:

Demonstrative Calculation of Unequalized LOB Due to Use of Prior Year LOB

This demonstrative exhibit was created from publically available KSDE data, attached as Appx. Y-2.

Unequalized LOB Due to Use of Prior Year LOB in New LOB State Aid Formula

| USD # | County | District Name | Total Adj Enroll. | \$4,490 | Pct | Budget | Budget | Difference (Col 3 - Col 4) | 2016-17 Aid Rate | Aid NOT Received on Increase to LOB Due to Change Paying Aid on Prior Year LOB | Extra Aid Received Depite Decrease to LOB |
|-----------------|-------------|--------------------------|-------------------|-------------|--------|---------------|-------------|-------------------------------|-------------------|--|---|
| | | | | | | | | | | | |
| Total Increases | | | 38,123,700 | | | | | | | | |
| Total Decreases | | | -6,005,025 | | | | | | | | |
| SF17-145 Col 3 | | | LFB BASE | | | 2017-18 | | | 2016-17 | | |
| Proposed | | | Gen Fund | | | LOB | | | Proposed | | |
| 2017-18 | | | (incl Sped) | | | Auth | | | Adopted | | |
| USD # | | | County | | | District Name | | | Total Adj Enroll. | | |
| Total | | | STATE TOTALS | | | 472,772.5 | | | 3,565,322,331 | | |
| | | | | | | 1,099,865,497 | | | 1,067,746,822 | | |
| | | | | | | | | | 32,118,675 | | |
| | | | | | | | | | 16,299,880 | | |
| | | | | | | | | | 2,816,814 | | |
| 101 | Neosho | Erie-Galesburg | 518.0 | 5,110,713 | 30.00% | 1,533,214 | 1,539,410 | -6,196 | 43.72% | - | 2,709 |
| 102 | Gray | Cimmaron-Ensign | 646.5 | 5,388,930 | 30.00% | 1,616,679 | 1,671,502 | -54,823 | 37.18% | - | 20,383 |
| 103 | Cheyenne | Cheylin | 138.0 | 1,711,018 | 30.00% | 513,305 | 520,040 | -6,735 | 0.00% | - | - |
| 105 | Rawlins | Rawlins County | 347.4 | 3,151,078 | 30.00% | 945,323 | 923,233 | 22,090 | 18.32% | 4,047 | - |
| 106 | Ness | Western Plains | 109.5 | 1,404,052 | 30.00% | 421,216 | 484,121 | -62,905 | 0.00% | - | - |
| 107 | Jewell | Rock Hills | 303.5 | 2,982,743 | 23.80% | 709,893 | 700,125 | 9,768 | 0.00% | - | - |
| 108 | Washington | Washington Co. Schools | 348.5 | 3,355,928 | 30.00% | 1,006,778 | 1,006,913 | -135 | 19.38% | - | 26 |
| 109 | Republic | Republic County | 508.0 | 4,653,566 | 30.00% | 1,396,070 | 1,302,588 | 93,482 | 17.88% | 16,715 | - |
| 110 | Phillips | Thunder Ridge Schools | 221.0 | 2,543,460 | 30.00% | 763,038 | 767,887 | -4,849 | 24.01% | - | 1,164 |
| 111 | Doniphan | Doniphan West Schools | 333.0 | 3,400,085 | 30.00% | 1,020,026 | 1,005,747 | 14,278 | 0.00% | - | - |
| 112 | Ellsworth | Central Plains | 489.0 | 4,628,196 | 30.00% | 1,388,459 | 1,304,810 | 83,649 | 0.00% | - | - |
| 113 | Nemaha | Prairie Hills | 1,142.7 | 8,551,499 | 30.00% | 2,565,450 | 2,488,805 | 76,645 | 28.90% | 22,150 | - |
| 114 | Doniphan | Riverside | 617.3 | 5,547,207 | 30.00% | 1,664,162 | 1,747,132 | -82,970 | 56.50% | - | 46,878 |
| 115 | Nemaha | Nemaha Central | 584.8 | 4,885,837 | 30.00% | 1,465,751 | 1,170,000 | 295,751 | 0.00% | - | - |
| 200 | Greeley | Greeley County Schools | 252.5 | 2,408,606 | 30.00% | 722,582 | 737,264 | -14,682 | 0.00% | - | - |
| 202 | Wyandotte | Turner-Kansas City | 4,098.7 | 31,111,065 | 30.00% | 9,333,320 | 9,053,413 | 279,907 | 74.24% | 207,803 | - |
| 203 | Wyandotte | Piper-Kansas City | 2,169.9 | 13,955,177 | 31.00% | 4,326,105 | 3,726,052 | 600,053 | 28.13% | 168,795 | - |
| 204 | Wyandotte | Bonner Springs | 2,679.0 | 19,230,749 | 30.00% | 5,769,225 | 5,426,138 | 343,087 | 46.26% | 158,712 | - |
| 205 | Butler | Bluestem | 497.8 | 4,653,311 | 30.00% | 1,395,993 | 1,444,620 | -48,627 | 42.83% | - | 20,827 |
| 206 | Butler | Remington-Whitewater | 510.2 | 4,596,159 | 30.00% | 1,378,848 | 1,338,988 | 39,860 | 25.21% | 10,049 | - |
| 207 | Leavenworth | Ft Leavenworth | 1,704.6 | 9,742,423 | 33.00% | 3,215,000 | 3,539,416 | -324,416 | 98.70% | - | 320,199 |
| 208 | Trego | Wakeeney | 380.5 | 3,410,987 | 30.00% | 1,023,296 | 1,002,148 | 21,148 | 0.26% | 55 | - |
| 209 | Stevens | Moscow Public Schools | 173.0 | 1,963,346 | 33.00% | 647,904 | 674,130 | -26,226 | 0.00% | - | - |
| 210 | Stevens | Hugoton Public Schools | 1,074.9 | 8,615,428 | 30.00% | 2,584,628 | 2,554,725 | 29,903 | 0.51% | 153 | - |
| 211 | Norton | Norton Community Schools | 701.2 | 5,867,893 | 30.00% | 1,760,368 | 1,759,037 | 1,331 | 43.69% | 581 | - |
| 212 | Norton | Northern Valley | 167.5 | 1,871,133 | 30.00% | 561,340 | 585,990 | -24,650 | 29.44% | - | 7,257 |
| 214 | Grant | Ulysses | 1,705.0 | 12,336,868 | 30.00% | 3,701,060 | 3,649,066 | 51,994 | 13.75% | 7,149 | - |
| 215 | Kearny | Lakin | 623.5 | 5,230,485 | 30.00% | 1,569,146 | 1,622,083 | -52,937 | 0.00% | - | - |
| 216 | Kearny | Deerfield | 202.5 | 2,353,905 | 30.00% | 706,172 | 741,598 | -35,427 | 0.00% | - | - |
| 217 | Morton | Rolla | 165.5 | 1,719,187 | 30.00% | 515,756 | 588,359 | -72,603 | 0.00% | - | - |
| 218 | Morton | Elkhart | 481.9 | 4,127,816 | 30.00% | 1,238,345 | 1,288,319 | -49,974 | 61.66% | - | 30,814 |
| 219 | Clark | Minneola | 243.5 | 2,438,494 | 30.00% | 731,548 | 722,119 | 9,429 | 17.61% | 1,660 | - |
| 220 | Clark | Ashland | 197.9 | 2,025,662 | 30.00% | 607,699 | 606,082 | 1,617 | 0.00% | - | - |
| 223 | Washington | Barnes | 367.4 | 3,364,059 | 30.00% | 1,009,218 | 1,011,921 | -2,703 | 3.96% | - | 107 |
| 224 | Washington | Clifton-Clyde | 318.0 | 2,925,567 | 30.00% | 877,670 | 856,388 | 21,282 | 21.73% | 4,625 | - |
| 225 | Meade | Fowler | 145.5 | 1,563,096 | 33.00% | 515,822 | 577,905 | -62,083 | 2.99% | - | 1,856 |
| 226 | Meade | Meade | 393.9 | 3,342,626 | 33.00% | 1,103,067 | 1,138,479 | -35,412 | 0.00% | - | - |
| 227 | Hodgeman | Hodgeman County Schools | 297.5 | 2,738,966 | 30.00% | 821,690 | 820,208 | 1,482 | 0.00% | - | - |
| 229 | Johnson | Blue Valley | 22,259.3 | 155,128,170 | 33.00% | 51,192,296 | 48,519,957 | 2,672,339 | 0.00% | - | - |
| 230 | Johnson | Spring Hill | 2,742.0 | 21,283,999 | 30.00% | 6,385,200 | 5,261,457 | 1,123,743 | 61.22% | 687,955 | - |
| 231 | Johnson | Gardner Edgerton | 5,816.4 | 38,888,894 | 33.00% | 12,833,335 | 11,590,874 | 1,242,461 | 59.95% | 744,855 | - |
| 232 | Johnson | De Soto | 7,084.2 | 43,625,255 | 33.00% | 14,396,334 | 13,812,173 | 584,161 | 45.50% | 265,793 | - |
| 233 | Johnson | Olathe | 28,783.6 | 200,626,738 | 33.00% | 66,206,824 | 64,120,804 | 2,086,020 | 42.53% | 887,184 | - |
| 234 | Bourbon | Fort Scott | 1,870.1 | 13,084,240 | 30.00% | 3,925,272 | 3,607,179 | 318,093 | 64.96% | 206,633 | - |
| 235 | Bourbon | Uniontown | 441.0 | 4,187,392 | 30.00% | 1,256,218 | 1,246,690 | 9,528 | 70.36% | 6,704 | - |
| 237 | Smith | Smith Center | 395.0 | 3,774,384 | 33.00% | 1,245,547 | 1,211,171 | 34,376 | 26.54% | 9,123 | - |
| 239 | Ottawa | North Ottawa County | 616.9 | 5,167,155 | 33.00% | 1,705,161 | 1,698,503 | 6,658 | 47.66% | 3,173 | - |
| 240 | Ottawa | Twin Valley | 591.7 | 5,018,530 | 33.00% | 1,656,115 | 1,632,260 | 23,855 | 51.29% | 12,235 | - |
| 241 | Wallace | Wallace County Schools | 200.5 | 1,986,602 | 30.00% | 595,981 | 566,166 | 29,815 | 0.00% | - | - |
| 242 | Wallace | Weskan | 102.5 | 1,181,496 | 33.00% | 389,894 | 357,775 | 32,119 | 8.42% | 2,704 | - |
| 243 | Coffey | Lebo-Waverly | 430.7 | 3,807,459 | 30.00% | 1,142,238 | 1,280,739 | -138,501 | 42.47% | - | 58,822 |
| 244 | Coffey | Burlington | 850.5 | 7,185,393 | 30.00% | 2,155,618 | 2,081,264 | 74,354 | 0.00% | - | - |
| 245 | Coffey | LeRoy-Gridley | 212.0 | 2,248,313 | 30.00% | 674,494 | 695,103 | -20,609 | 6.82% | - | 1,406 |
| 246 | Crawford | Northeast | 470.5 | 4,524,015 | 30.00% | 1,357,205 | 1,383,416 | -26,212 | 66.49% | - | 17,428 |
| 247 | Crawford | Cherokee | 523.1 | 4,951,325 | 30.00% | 1,485,398 | 1,684,619 | -199,222 | 47.95% | - | 95,527 |
| 248 | Crawford | Girard | 1,017.8 | 8,051,622 | 30.00% | 2,415,487 | 2,335,075 | 80,412 | 69.12% | 55,580 | - |
| 249 | Crawford | Frontenac Public Schools | 929.0 | 6,985,384 | 30.00% | 2,095,615 | 2,034,196 | 61,419 | 75.74% | 46,519 | - |
| 250 | Crawford | Pittsburg | 3,039.1 | 22,322,942 | 30.00% | 6,696,883 | 6,364,720 | 332,163 | 60.10% | 199,630 | - |
| 251 | Lyon | North Lyon County | 423.0 | 3,956,514 | 30.00% | 1,186,954 | 1,211,303 | -24,349 | 0.00% | - | - |
| 252 | Lyon | Southern Lyon County | 512.0 | 4,490,095 | 30.00% | 1,347,029 | 1,350,252 | -3,224 | 37.11% | - | 1,196 |
| 253 | Lyon | Emporia | 4,503.7 | 32,591,733 | 30.00% | 9,777,520 | 9,558,122 | 219,398 | 66.55% | 146,009 | - |
| 254 | Barber | Barber County North | 471.5 | 4,291,389 | 30.00% | 1,287,417 | 1,207,674 | 79,743 | 0.00% | - | - |
| 255 | Barber | South Barber | 248.5 | 2,457,400 | 30.00% | 737,220 | 687,767 | 49,453 | 0.00% | - | - |
| 256 | Allen | Marmaton Valley | 283.0 | 2,892,881 | 29.79% | 861,789 | 863,127 | -1,338 | 0.00% | - | - |
| 257 | Allen | Iola | 1,264.0 | 10,443,671 | 30.00% | 3,133,101 | 3,150,882 | -17,781 | 66.22% | - | 11,774 |
| 258 | Allen | Humboldt | 607.0 | 5,164,158 | 30.00% | 1,549,247 | 1,515,110 | 34,137 | 45.91% | 15,672 | - |
| 259 | Sedgwick | Wichita | 48,737.2 | 383,379,541 | 30.00% | 115,013,862 | 111,369,465 | 3,644,397 | 54.25% | 1,977,086 | - |
| 260 | Sedgwick | Derby | 6,709.8 | 44,728,520 | 30.00% | 13,418,556 | 12,767,588 | 650,968 | 49.84% | 324,442 | - |
| 261 | Sedgwick | Haysville | 5,488.6 | 39,206,812 | 30.00% | 11,762,044 | 11,075,570 | 686,474 | 78.08% | 535,999 | - |
| 262 | Sedgwick | Valley Center Pub Sch | 2,782.2 | 18,605,935 | 30.00% | 5,581,781 | 5,321,342 | 260,439 | 62.89% | 163,790 | - |
| 263 | Sedgwick | Mulvane | 1,752.8 | 11,527,441 | 30.00% | 3,458,232 | 3,411,536 | 46,696 | 44.69% | 20,869 | - |
| 264 | Sedgwick | Clearwater | 1,122.0 | 8,249,702 | 30.00% | 2,474,911 | 2,471,795 | 3,116 | 56.03% | 1,746 | - |
| 265 | Sedgwick | Goddard | 5,587.9 | 36,451,741 | 30.00% | 10,935,522 | 10,178,501 | 757,021 | 61.74% | 467,385 | - |
| 266 | Sedgwick | Maize | 6,762.7 | 43,510,529 | 30.00% | 13,053,159 | 12,502,460 | 550,699 | 53.47% | 294,459 | - |
| 267 | Sedgwick | Renwick | 1,891.0 | 11,854,671 | 33.00% | 3,912,041 | 3,900,441 | 11,600 | 47.40% | 5,499 | - |
| 268 | Sedgwick | Cheney | 781.1 | 6,173,465 | 30.00% | 1,852,040 | 1,761,337 | 90,703 | 65.08% | 59,029 | - |

Unequalized LOB Due to Use of Prior Year LOB in New LOB State Aid Formula

| USD # | County | District Name | Total Adj Enroll. | \$4,490 | Pct | Budget | Budget | Difference (Col 3 - Col 4) | 2016-17 Aid Rate | Aid NOT Received on Increase to LOB Due to Change Paying Aid on Prior Year LOB | Extra Aid Received Depite Decrease to LOB |
|-----------------|--------------|---------------------------|-------------------|---------------|--------|---------------|---------------|-------------------------------|------------------|--|---|
| | | | | | | | | | | | |
| STATE TOTALS | | | 472,772.5 | 3,565,322,331 | 30.00% | 1,099,865,497 | 1,067,746,822 | 32,118,675 | | 16,299,880 | 2,816,814 |
| Total Increases | | | | | | 38,123,700 | | | | | |
| Total Decreases | | | | | | -6,005,025 | | | | | |
| USD # | County | District Name | Total Adj Enroll. | \$4,490 | Pct | Budget | Budget | Difference (Col 3 - Col 4) | 2016-17 Aid Rate | Aid NOT Received on Increase to LOB Due to Change Paying Aid on Prior Year LOB | Extra Aid Received Depite Decrease to LOB |
| 269 | Rooks | Palco | 107.5 | 1,332,579 | 30.00% | 399,774 | 455,135 | -55,361 | 0.00% | - | - |
| 270 | Rooks | Plainville | 340.3 | 3,055,151 | 30.00% | 916,545 | 962,024 | -45,479 | 15.62% | - | 7,104 |
| 271 | Rooks | Stockton | 335.0 | 3,066,425 | 30.00% | 919,928 | 834,528 | 85,400 | 13.35% | 11,401 | - |
| 272 | Mitchell | Waconda | 313.8 | 2,967,353 | 30.00% | 890,206 | 868,923 | 21,283 | 16.98% | 3,614 | - |
| 273 | Mitchell | Beloit | 791.0 | 6,567,127 | 30.00% | 1,970,138 | 1,868,516 | 101,622 | 36.98% | 37,580 | - |
| 274 | Logan | Oakley | 406.1 | 3,663,297 | 30.00% | 1,098,989 | 1,021,941 | 77,048 | 0.00% | - | - |
| 275 | Logan | Triplains | 70.5 | 878,491 | 33.00% | 289,902 | 323,981 | -34,079 | 0.00% | - | - |
| 281 | Graham | Graham County | 369.3 | 3,369,932 | 30.00% | 1,010,980 | 1,005,053 | 5,927 | 0.00% | - | - |
| 282 | Elk | West Elk | 343.5 | 3,515,988 | 30.00% | 1,054,796 | 1,034,400 | 20,396 | 50.47% | 10,294 | - |
| 283 | Elk | Elk Valley | 114.5 | 1,613,237 | 27.77% | 447,996 | 530,290 | -82,294 | 3.18% | - | 2,617 |
| 284 | Chase | Chase County | 353.0 | 3,281,186 | 30.00% | 984,356 | 1,015,472 | -31,116 | 0.00% | - | - |
| 285 | Chautauqua | Cedar Vale | 182.5 | 2,005,235 | 30.00% | 601,571 | 395,000 | 206,571 | 59.54% | 122,992 | - |
| 286 | Chautauqua | Chautauqua Co Community | 371.9 | 3,675,425 | 30.00% | 1,102,628 | 1,072,320 | 30,308 | 56.88% | 17,239 | - |
| 287 | Franklin | West Franklin | 590.5 | 5,747,241 | 30.00% | 1,724,172 | 1,694,000 | 30,172 | 40.11% | 12,102 | - |
| 288 | Franklin | Central Heights | 555.0 | 5,250,271 | 30.00% | 1,575,081 | 1,592,996 | -17,915 | 61.03% | - | 10,933 |
| 289 | Franklin | Wellsville | 773.0 | 6,109,207 | 30.00% | 1,832,762 | 1,833,608 | -846 | 45.37% | - | 384 |
| 290 | Franklin | Ottawa | 2,418.9 | 16,862,562 | 30.00% | 5,058,769 | 5,069,420 | -10,651 | 57.75% | - | 6,151 |
| 291 | Gove | Grinnell Public Schools | 89.0 | 1,025,615 | 21.26% | 218,046 | 220,020 | -1,974 | 0.00% | - | - |
| 292 | Gove | Wheatland | 110.0 | 1,359,926 | 30.00% | 407,978 | 405,823 | 2,155 | 0.00% | - | - |
| 293 | Gove | Quinter Public Schools | 298.5 | 2,681,893 | 31.00% | 831,387 | 860,964 | -29,577 | 36.37% | - | 10,757 |
| 294 | Decatur | Oberlin | 336.0 | 2,992,601 | 30.00% | 897,780 | 904,293 | -6,513 | 0.00% | - | - |
| 297 | Cheyenne | St Francis Comm Sch | 281.5 | 2,508,106 | 30.00% | 752,432 | 749,559 | 2,873 | 15.46% | 444 | - |
| 298 | Lincoln | Lincoln | 360.0 | 3,361,778 | 30.00% | 1,008,533 | 996,229 | 12,304 | 18.79% | 2,312 | - |
| 299 | Lincoln | Sylvan Grove | 242.3 | 2,482,572 | 30.00% | 744,772 | 500,000 | 244,772 | 0.00% | - | - |
| 300 | Comanche | Comanche County | 325.5 | 3,172,639 | 30.00% | 951,792 | 936,283 | 15,509 | 0.00% | - | - |
| 303 | Ness | Ness City | 297.5 | 2,652,545 | 30.00% | 795,764 | 771,787 | 23,977 | 0.00% | - | - |
| 305 | Saline | Salina | 7,152.0 | 50,991,160 | 30.00% | 15,297,348 | 15,002,490 | 294,858 | 47.49% | 140,028 | - |
| 306 | Saline | SouthEast Of Saline | 692.0 | 5,619,897 | 30.00% | 1,685,969 | 1,717,612 | -31,643 | 16.45% | - | 5,205 |
| 307 | Saline | El-Saline | 462.5 | 3,942,552 | 30.00% | 1,182,766 | 1,233,338 | -50,572 | 53.18% | - | 26,894 |
| 308 | Reno | Hutchinson Public Schools | 4,826.2 | 34,365,857 | 30.00% | 10,309,757 | 10,287,770 | 21,987 | 62.53% | 13,749 | - |
| 309 | Reno | Nickerson | 1,108.5 | 9,075,658 | 30.00% | 2,722,697 | 2,769,732 | -47,035 | 45.73% | - | 21,509 |
| 310 | Reno | Fairfield | 296.0 | 3,171,955 | 30.00% | 951,587 | 930,708 | 20,879 | 0.00% | - | - |
| 311 | Reno | Pretty Prairie | 258.0 | 2,404,678 | 30.00% | 721,403 | 765,242 | -43,839 | 37.94% | - | 16,632 |
| 312 | Reno | Haven Public Schools | 817.0 | 7,087,997 | 31.00% | 2,197,279 | 2,248,779 | -51,500 | 33.17% | - | 17,083 |
| 313 | Reno | Buhler | 2,276.3 | 15,565,633 | 30.00% | 4,669,690 | 4,617,490 | 52,200 | 40.44% | 21,110 | - |
| 314 | Thomas | Brewster | 147.0 | 1,591,744 | 30.00% | 477,523 | 382,827 | 94,696 | 0.00% | - | - |
| 315 | Thomas | Colby Public Schools | 893.4 | 7,085,312 | 30.00% | 2,125,594 | 2,176,376 | -50,782 | 23.71% | - | 12,041 |
| 316 | Thomas | Golden Plains | 181.6 | 2,228,110 | 30.00% | 668,433 | 661,429 | 7,004 | 30.22% | 2,117 | - |
| 320 | Pottawatomie | Wamego | 1,524.6 | 10,116,570 | 30.00% | 3,034,971 | 3,002,851 | 32,120 | 53.99% | 17,342 | - |
| 321 | Pottawatomie | Kaw Valley | 1,158.0 | 8,835,212 | 30.00% | 2,650,564 | 2,634,833 | 15,731 | 0.00% | - | - |
| 322 | Pottawatomie | Onaga-Havensville-Wheaton | 301.0 | 2,738,531 | 30.00% | 821,559 | 840,540 | -18,981 | 38.32% | - | 7,273 |
| 323 | Pottawatomie | Rock Creek | 1,035.1 | 7,803,698 | 30.00% | 2,341,109 | 2,213,144 | 127,965 | 55.45% | 70,957 | - |
| 325 | Phillips | Phillipsburg | 626.0 | 5,206,180 | 30.00% | 1,561,854 | 1,525,889 | 35,965 | 59.90% | 21,543 | - |
| 326 | Phillips | Logan | 151.0 | 1,709,450 | 30.00% | 512,835 | 565,637 | -52,802 | 16.88% | - | 8,913 |
| 327 | Ellsworth | Ellsworth | 639.7 | 5,197,552 | 29.99% | 1,558,746 | 1,481,709 | 77,037 | 36.95% | 28,465 | - |
| 329 | Wabaunsee | Mill Creek Valley | 440.0 | 4,012,671 | 30.00% | 1,203,801 | 1,269,535 | -65,734 | 20.92% | - | 13,751 |
| 330 | Wabaunsee | Mission Valley | 492.0 | 4,786,137 | 30.00% | 1,435,841 | 1,364,541 | 71,300 | 34.43% | 24,549 | - |
| 331 | Kingman | Kingman - Norwich | 910.5 | 7,738,565 | 30.00% | 2,321,570 | 2,349,718 | -28,149 | 43.28% | - | 12,183 |
| 332 | Kingman | Cunningham | 157.0 | 1,785,323 | 30.00% | 535,597 | 537,156 | -1,559 | 0.00% | - | - |
| 333 | Cloud | Concordia | 1,071.6 | 8,250,581 | 30.00% | 2,475,174 | 2,393,007 | 82,167 | 55.59% | 45,677 | - |
| 334 | Cloud | Southern Cloud | 185.0 | 2,137,985 | 30.00% | 641,396 | 713,212 | -71,817 | 10.32% | - | 7,411 |
| 335 | Jackson | North Jackson | 369.5 | 3,342,945 | 30.00% | 1,002,884 | 1,035,405 | -32,521 | 55.02% | - | 17,893 |
| 336 | Jackson | Holton | 1,064.5 | 8,198,995 | 30.00% | 2,459,699 | 2,554,123 | -94,425 | 66.55% | - | 62,840 |
| 337 | Jackson | Royal Valley | 834.6 | 7,197,110 | 30.00% | 2,159,133 | 2,287,502 | -128,369 | 69.00% | - | 88,575 |
| 338 | Jefferson | Valley Falls | 374.5 | 3,387,100 | 30.00% | 1,016,130 | 1,056,443 | -40,313 | 60.74% | - | 24,486 |
| 339 | Jefferson | Jefferson County North | 454.5 | 4,084,129 | 30.00% | 1,225,239 | 1,171,469 | 53,770 | 62.32% | 33,509 | - |
| 340 | Jefferson | Jefferson West | 859.5 | 6,884,815 | 30.00% | 2,065,445 | 2,035,421 | 30,024 | 61.75% | 18,540 | - |
| 341 | Jefferson | Oskaloosa Public Schools | 593.5 | 5,641,335 | 30.00% | 1,692,401 | 1,591,626 | 100,775 | 59.49% | 59,951 | - |
| 342 | Jefferson | McLouth | 471.0 | 4,364,701 | 30.00% | 1,309,410 | 1,340,050 | -30,640 | 43.92% | - | 13,457 |
| 343 | Jefferson | Perry Public Schools | 759.5 | 6,577,331 | 30.00% | 1,973,199 | 2,024,282 | -51,083 | 32.42% | - | 16,561 |
| 344 | Linn | Pleasanton | 347.0 | 3,133,977 | 30.00% | 940,193 | 987,719 | -47,526 | 58.58% | - | 27,841 |
| 345 | Shawnee | Seaman | 3,746.6 | 25,293,009 | 30.00% | 7,587,903 | 7,475,889 | 112,014 | 47.02% | 52,669 | - |
| 346 | Linn | Jayhawk | 559.0 | 5,217,813 | 30.00% | 1,565,344 | 1,534,596 | 30,748 | 10.06% | 3,093 | - |
| 347 | Edwards | Kinsley-Offlerle | 338.0 | 3,394,385 | 30.00% | 1,018,316 | 1,032,998 | -14,683 | 32.87% | - | 4,826 |
| 348 | Douglas | Baldwin City | 1,391.2 | 9,747,841 | 30.00% | 2,924,352 | 2,824,943 | 99,409 | 50.52% | 50,222 | - |
| 349 | Stafford | Stafford | 246.4 | 2,526,376 | 30.00% | 757,913 | 740,990 | 16,923 | 28.09% | 4,754 | - |
| 350 | Stafford | St John-Hudson | 336.9 | 3,129,995 | 31.00% | 970,298 | 981,774 | -11,476 | 14.45% | - | 1,658 |
| 351 | Stafford | Macksville | 231.0 | 2,548,478 | 30.00% | 764,543 | 803,447 | -38,904 | 0.00% | - | - |
| 352 | Sherman | Goodland | 907.0 | 7,461,694 | 30.00% | 2,238,508 | 2,408,048 | -169,540 | 28.80% | - | 48,827 |
| 353 | Sumner | Wellington | 1,596.5 | 11,971,481 | 30.00% | 3,591,444 | 3,471,792 | 119,652 | 63.53% | 76,015 | - |
| 355 | Barton | Ellinwood Public Schools | 448.8 | 3,908,017 | 30.00% | 1,172,405 | 1,091,193 | 81,212 | 38.42% | 31,202 | - |
| 356 | Sumner | Conway Springs | 484.8 | 4,092,955 | 30.00% | 1,227,887 | 1,248,630 | -20,744 | 62.58% | - | 12,981 |
| 357 | Sumner | Belle Plaine | 601.0 | 5,348,547 | 30.00% | 1,604,564 | 1,588,804 | 15,760 | 69.00% | 10,874 | - |
| 358 | Sumner | Oxford | 294.0 | 2,885,291 | 30.00% | 865,587 | 925,529 | -59,942 | 67.49% | - | 40,455 |
| 359 | Sumner | Argonia Public Schools | 187.5 | 2,042,808 | 30.00% | 612,842 | 502,720 | 110,122 | 20.94% | 23,060 | - |
| 360 | Sumner | Caldwell | 233.0 | 2,373,496 | 33.00% | 783,254 | 806,220 | -22,966 | 37.26% | - | 8,557 |

Data from: <http://www.ksde.org/Portals/0/School%20Finance/Action%20Items/SF17-226.xlsx>

Unequalized LOB Due to Use of Prior Year LOB in New LOB State Aid Formula

| | | | | | | | LOB Increase or Decrease | 2016-17 Aid Rate | Aid NOT Received on Increase to LOB Due to Change Paying Aid on Prior Year LOB | Extra Aid Received Depite Decrease to LOB | |
|--------------|------------|-----------------------------------|-------------------|---------------|--------|---------------|--------------------------|----------------------------|--|---|-----------|
| | | Total Increases 38,123,700 | | | | | | | | | |
| | | Total Decreases -6,005,025 | | | | | | | | | |
| USD # | County | District Name | Total Adj Enroll. | \$4,490 | Pct | Budget | Budget | Difference (Col 3 - Col 4) | GEN BUDGET | | |
| STATE TOTALS | | | 472,772.5 | 3,565,322,331 | | 1,099,865,497 | 1,067,746,822 | 32,118,675 | | 16,299,880 | 2,816,814 |
| 361 | Harper | Anthony-Harper | 822.0 | 7,727,253 | 29.37% | 2,269,494 | 2,316,214 | -46,720 | 0.00% | - | - |
| 362 | Linn | Prairie View | 908.6 | 8,171,442 | 30.00% | 2,451,433 | 2,459,649 | -8,216 | 0.00% | - | - |
| 363 | Finney | Holcomb | 993.5 | 7,586,858 | 30.00% | 2,276,057 | 2,150,000 | 126,057 | 0.00% | - | - |
| 364 | Marshall | Marysville | 713.5 | 6,069,706 | 30.00% | 1,820,912 | 1,803,805 | 17,107 | 2.75% | 470 | - |
| 365 | Anderson | Garnett | 1,012.5 | 7,892,371 | 30.00% | 2,367,711 | 2,484,409 | -116,698 | 40.49% | - | 47,251 |
| 366 | Woodson | Woodson | 448.5 | 4,322,552 | 30.00% | 1,296,766 | 1,261,137 | 35,629 | 43.26% | 15,413 | - |
| 367 | Miami | Osawatomie | 1,154.5 | 10,024,357 | 30.00% | 3,007,307 | 3,027,917 | -20,610 | 64.12% | - | 13,215 |
| 368 | Miami | Paola | 2,010.5 | 13,441,872 | 33.00% | 4,435,818 | 4,307,408 | 128,410 | 43.48% | 55,833 | - |
| 369 | Harvey | Burrtton | 245.5 | 2,394,148 | 30.00% | 718,244 | 696,502 | 21,742 | 43.85% | 9,534 | - |
| 371 | Gray | Montezuma | 215.0 | 2,136,925 | 30.00% | 641,078 | 691,455 | -50,378 | 30.25% | - | 15,239 |
| 372 | Shawnee | Silver Lake | 694.0 | 5,344,150 | 30.00% | 1,603,245 | 1,592,469 | 10,776 | 60.02% | 6,468 | - |
| 373 | Harvey | Newton | 3,433.3 | 23,211,078 | 30.00% | 6,963,323 | 6,911,599 | 51,724 | 61.04% | 31,573 | - |
| 374 | Haskell | Sublette | 461.7 | 4,233,955 | 30.00% | 1,270,187 | 1,277,892 | -7,706 | 0.00% | - | - |
| 375 | Butler | Circle | 1,908.3 | 12,039,105 | 30.00% | 3,611,732 | 3,556,907 | 54,825 | 21.73% | 11,913 | - |
| 376 | Rice | Sterling | 523.2 | 4,510,502 | 30.00% | 1,353,151 | 1,337,550 | 15,601 | 55.11% | 8,597 | - |
| 377 | Atchison | Atchison Co Comm Schools | 569.5 | 5,326,977 | 30.00% | 1,598,093 | 1,687,938 | -89,845 | 19.67% | - | 17,672 |
| 378 | Riley | Riley County | 686.9 | 5,660,680 | 30.00% | 1,698,204 | 1,679,444 | 18,760 | 42.49% | 7,971 | - |
| 379 | Clay | Clay Center | 1,349.6 | 9,704,809 | 30.00% | 2,911,443 | 2,880,460 | 30,983 | 47.61% | 14,751 | - |
| 380 | Marshall | Vermillion | 565.5 | 4,578,619 | 30.00% | 1,373,586 | 1,314,991 | 58,595 | 42.31% | 24,791 | - |
| 381 | Ford | Spearville | 355.0 | 2,974,656 | 30.00% | 892,397 | 884,315 | 8,082 | 39.18% | 3,166 | - |
| 382 | Pratt | Pratt | 1,130.0 | 8,992,070 | 30.00% | 2,697,621 | 2,610,764 | 86,857 | 34.01% | 29,540 | - |
| 383 | Riley | Manhattan-Ogden | 6,144.0 | 42,126,522 | 33.00% | 13,901,752 | 13,364,245 | 537,507 | 13.70% | 73,638 | - |
| 384 | Riley | Blue Valley | 216.5 | 2,261,162 | 33.00% | 746,183 | 671,635 | 74,548 | 11.34% | 8,454 | - |
| 385 | Butler | Andover | 5,163.5 | 31,492,173 | 31.00% | 9,762,574 | 9,253,425 | 509,149 | 56.10% | 285,632 | - |
| 386 | Greenwood | Madison-Virgil | 229.0 | 2,380,964 | 30.00% | 714,289 | 732,690 | -18,401 | 39.84% | - | 7,331 |
| 387 | Wilson | Altoona-Midway | 184.5 | 2,105,719 | 25.80% | 543,276 | 605,830 | -62,554 | 0.00% | - | - |
| 388 | Ellis | Ellis | 434.6 | 3,556,912 | 30.00% | 1,067,074 | 1,010,904 | 56,170 | 39.47% | 22,170 | - |
| 389 | Greenwood | Eureka | 642.0 | 5,799,377 | 30.00% | 1,739,813 | 1,724,538 | 15,275 | 56.03% | 8,559 | - |
| 390 | Greenwood | Hamilton | 77.0 | 953,659 | 28.06% | 267,597 | 315,985 | -48,388 | 1.92% | - | 929 |
| 392 | Osborne | Osborne County | 284.1 | 2,717,667 | 30.00% | 815,300 | 845,608 | -30,308 | 25.89% | - | 7,847 |
| 393 | Dickinson | Solomon | 313.5 | 2,869,368 | 30.00% | 860,810 | 875,358 | -14,548 | 32.65% | - | 4,750 |
| 394 | Butler | Rose Hill Public Schools | 1,568.5 | 10,124,169 | 33.00% | 3,340,976 | 3,398,568 | -57,592 | 66.01% | - | 38,017 |
| 395 | Rush | LaCrosse | 290.0 | 2,730,803 | 30.00% | 819,241 | 830,000 | -10,759 | 23.03% | - | 2,478 |
| 396 | Butler | Douglass Public Schools | 677.3 | 5,658,557 | 33.00% | 1,867,324 | 1,827,614 | 39,710 | 66.49% | 26,403 | - |
| 397 | Marion | Centre | 215.5 | 2,521,956 | 30.00% | 756,587 | 764,141 | -7,554 | 57.41% | - | 4,337 |
| 398 | Marion | Peabody-Burns | 250.0 | 2,729,718 | 33.00% | 900,807 | 906,437 | -5,630 | 17.59% | - | 990 |
| 399 | Russell | Paradise | 113.7 | 1,352,644 | 30.00% | 405,793 | 446,473 | -40,680 | 0.00% | - | - |
| 400 | McPherson | Smoky Valley | 921.5 | 7,263,018 | 33.00% | 2,396,796 | 2,331,628 | 65,168 | 44.61% | 29,071 | - |
| 401 | Rice | Chase-Raymond | 167.0 | 1,922,146 | 30.00% | 576,644 | 579,066 | -2,422 | 0.00% | - | - |
| 402 | Butler | Augusta | 2,173.3 | 14,044,749 | 30.00% | 4,213,425 | 4,265,279 | -51,854 | 66.61% | - | 34,540 |
| 403 | Rush | Otis-Bison | 220.6 | 2,375,735 | 30.00% | 712,721 | 706,643 | 6,078 | 3.74% | 227 | - |
| 404 | Cherokee | Riverton | 736.0 | 6,156,450 | 30.00% | 1,846,935 | 1,863,621 | -16,686 | 58.86% | - | 9,821 |
| 405 | Rice | Lyons | 817.8 | 7,310,532 | 30.00% | 2,193,160 | 1,893,090 | 300,070 | 60.67% | 182,052 | - |
| 407 | Russell | Russell County | 830.2 | 6,827,281 | 33.00% | 2,253,003 | 2,111,500 | 141,503 | 28.43% | 40,229 | - |
| 408 | Marion | Marion-Florence | 517.0 | 4,676,829 | 30.00% | 1,403,049 | 1,349,977 | 53,072 | 46.16% | 24,498 | - |
| 409 | Atchison | Atchison Public Schools | 1,703.0 | 12,740,704 | 30.00% | 3,822,211 | 3,578,462 | 243,749 | 59.02% | 143,861 | - |
| 410 | Marion | Durham-Hillsboro-Lehigh | 572.0 | 5,061,107 | 33.00% | 1,670,165 | 1,621,498 | 48,667 | 42.59% | 20,727 | - |
| 411 | Marion | Goessel | 276.0 | 2,637,864 | 33.00% | 870,495 | 863,699 | 6,796 | 55.52% | 3,773 | - |
| 412 | Sheridan | Hoxie Community Schools | 380.9 | 3,308,801 | 30.00% | 992,640 | 887,978 | 104,662 | 6.36% | 6,657 | - |
| 413 | Neosho | Chanute Public Schools | 1,808.7 | 13,813,245 | 30.00% | 4,143,974 | 4,090,402 | 53,572 | 58.35% | 31,259 | - |
| 415 | Brown | Hiawatha | 914.6 | 7,748,133 | 30.00% | 2,324,440 | 2,143,811 | 180,629 | 6.88% | 12,427 | - |
| 416 | Miami | Louisburg | 1,716.4 | 10,515,205 | 33.00% | 3,470,018 | 3,528,496 | -58,478 | 43.60% | - | 25,497 |
| 417 | Morris | Morris County | 742.7 | 6,092,901 | 30.00% | 1,827,870 | 1,782,072 | 45,798 | 30.91% | 14,156 | - |
| 418 | McPherson | McPherson | 2,364.4 | 15,770,921 | 33.00% | 5,204,404 | 5,028,614 | 175,790 | 25.23% | 44,352 | - |
| 419 | McPherson | Canton-Galva | 371.4 | 3,349,862 | 33.00% | 1,105,454 | 1,151,022 | -45,568 | 24.06% | - | 10,964 |
| 420 | Osage | Osage City | 666.5 | 5,558,168 | 30.00% | 1,667,450 | 1,623,808 | 43,642 | 63.37% | 27,656 | - |
| 421 | Osage | Lyndon | 429.5 | 3,760,939 | 30.00% | 1,128,282 | 1,111,848 | 16,434 | 57.99% | 9,530 | - |
| 422 | Kiowa | Kiowa County | 242.5 | 2,397,768 | 30.00% | 719,330 | 711,197 | 8,133 | 0.00% | - | - |
| 423 | McPherson | Moundridge | 392.9 | 3,388,560 | 33.00% | 1,118,225 | 1,153,795 | -35,570 | 0.69% | - | 245 |
| 426 | Republic | Pike Valley | 222.5 | 2,336,104 | 30.00% | 700,831 | 686,149 | 14,682 | 24.95% | 3,663 | - |
| 428 | Barton | Great Bend | 3,022.5 | 21,942,172 | 30.00% | 6,582,652 | 6,499,570 | 83,082 | 58.57% | 48,661 | - |
| 429 | Doniphan | Troy Public Schools | 334.5 | 2,850,826 | 30.00% | 855,248 | 846,088 | 9,160 | 43.38% | 3,974 | - |
| 430 | Brown | South Brown County | 570.0 | 5,629,305 | 30.00% | 1,688,792 | 1,680,979 | 7,813 | 55.16% | 4,309 | - |
| 431 | Barton | Hoisington | 737.7 | 6,294,712 | 30.00% | 1,888,414 | 1,743,769 | 144,645 | 55.14% | 79,757 | - |
| 432 | Ellis | Victoria | 297.0 | 2,468,522 | 30.00% | 740,557 | 739,614 | 943 | 14.39% | 136 | - |
| 434 | Osage | Santa Fe Trail | 999.7 | 8,634,297 | 30.00% | 2,590,289 | 2,562,170 | 28,119 | 58.51% | 16,452 | - |
| 435 | Dickinson | Abilene | 1,573.3 | 10,621,670 | 30.00% | 3,186,501 | 3,137,115 | 49,386 | 57.71% | 28,501 | - |
| 436 | Montgomery | Caney Valley | 766.0 | 6,184,330 | 30.00% | 1,855,299 | 1,845,466 | 9,833 | 42.29% | 4,158 | - |
| 437 | Shawnee | Auburn Washburn | 6,249.4 | 41,429,691 | 30.00% | 12,428,907 | 11,614,736 | 814,171 | 35.80% | 291,473 | - |
| 438 | Pratt | Skyline Schools | 411.0 | 3,642,624 | 31.00% | 1,129,213 | 1,080,330 | 48,883 | 32.72% | 15,995 | - |
| 439 | Harvey | Sedgwick Public Schools | 477.5 | 4,016,662 | 30.00% | 1,204,999 | 1,196,000 | 8,999 | 67.49% | 6,073 | - |
| 440 | Harvey | Halstead | 756.0 | 6,267,083 | 30.00% | 1,880,125 | 1,883,765 | -3,640 | 51.51% | - | 1,875 |
| 443 | Ford | Dodge City | 6,837.8 | 56,436,059 | 30.00% | 16,930,818 | 16,008,101 | 922,717 | 72.01% | 664,448 | - |
| 444 | Rice | Little River | 321.9 | 2,917,725 | 30.00% | 875,318 | 911,216 | -35,899 | 0.00% | - | - |
| 445 | Montgomery | Coffeyville | 1,723.3 | 13,373,059 | 30.00% | 4,011,918 | 3,946,454 | 65,464 | 34.84% | 22,808 | - |
| 446 | Montgomery | Independence | 2,003.0 | 14,107,250 | 30.00% | 4,232,175 | 4,108,647 | 123,528 | 50.51% | 62,394 | - |

Data from: <http://www.ksde.org/Portals/0/School%20Finance/Action%20Items/SF17-226.xlsx>

Unequalized LOB Due to Use of Prior Year LOB in New LOB State Aid Formula

| USD # | County | District Name | Total Adj Enroll. | \$4,490 | Pct | Budget | Budget | Difference (Col 3 - Col 4) | 2016-17 Aid Rate | Aid NOT Received on Increase to LOB Due to Change Paying Aid on Prior Year LOB | Extra Aid Received Despite Decrease to LOB | |
|-----------------|-------------|--------------------------|-------------------|-----------------|--------|---------------|---------------|-------------------------------|------------------|--|--|------------------------|
| | | | | | | | | | | | | KSDE SF17-226 Col 1 |
| Total Increases | | | 38,123,700 | Total Decreases | | | -6,005,025 | | | | | |
| Total | | | 472,772.5 | 3,565,322,331 | 30.00% | 1,099,865,497 | 1,067,746,822 | 32,118,675 | 76.15% | 16,299,880 | 2,816,814 | |
| 447 | Montgomery | Cherryvale | 814.9 | 6,822,424 | 30.00% | 2,046,727 | 2,013,841 | 32,886 | 76.15% | 25,043 | - | |
| 448 | McPherson | Inman | 426.1 | 3,702,079 | 33.00% | 1,221,686 | 1,196,840 | 24,846 | 24.97% | 6,204 | - | |
| 449 | Leavenworth | Easton | 612.5 | 5,370,059 | 30.00% | 1,611,018 | 1,687,280 | -76,262 | 50.36% | - | 38,406 | |
| 450 | Shawnee | Shawnee Heights | 3,512.5 | 23,600,692 | 30.00% | 7,080,208 | 6,967,765 | 112,443 | 52.20% | 58,695 | - | |
| 452 | Stanton | Stanton County | 444.7 | 4,002,465 | 30.00% | 1,200,740 | 1,212,863 | -12,124 | 0.00% | - | - | |
| 453 | Leavenworth | Leavenworth | 3,699.2 | 26,705,444 | 30.00% | 8,011,633 | 7,894,175 | 117,458 | 57.00% | 66,951 | - | |
| 454 | Osage | Burlingame Public School | 300.0 | 2,684,966 | 30.00% | 805,490 | 844,149 | -38,659 | 66.59% | - | 25,743 | |
| 456 | Osage | Marais Des Cygnes Valley | 236.5 | 2,531,670 | 30.00% | 759,501 | 670,000 | 89,501 | 37.91% | 33,930 | - | |
| 457 | Finney | Garden City | 7,478.0 | 58,250,560 | 30.00% | 17,475,168 | 16,676,760 | 798,408 | 62.67% | 500,362 | - | |
| 458 | Leavenworth | Basehor-Linwood | 2,327.6 | 14,450,125 | 30.00% | 4,335,038 | 3,882,569 | 452,469 | 53.02% | 239,899 | - | |
| 459 | Ford | Bucklin | 230.0 | 2,323,493 | 30.00% | 697,048 | 657,500 | 39,548 | 0.00% | - | - | |
| 460 | Harvey | Hesston | 801.6 | 5,914,527 | 33.00% | 1,951,794 | 1,954,110 | -2,316 | 52.45% | - | 1,215 | |
| 461 | Wilson | Neodesha | 719.0 | 5,929,903 | 33.00% | 1,956,868 | 1,891,821 | 65,047 | 57.77% | 37,578 | - | |
| 462 | Cowley | Central | 312.7 | 3,036,836 | 30.00% | 911,051 | 907,277 | 3,774 | 57.77% | 2,180 | - | |
| 463 | Cowley | Udall | 339.7 | 3,030,122 | 30.00% | 909,037 | 928,029 | -18,992 | 43.63% | - | 8,286 | |
| 464 | Leavenworth | Tonganoxie | 1,954.6 | 12,641,950 | 30.00% | 3,792,585 | 3,684,608 | 107,977 | 56.48% | 60,985 | - | |
| 465 | Cowley | Winfield | 2,210.7 | 16,105,532 | 30.00% | 4,831,660 | 4,821,269 | 10,391 | 56.70% | 5,891 | - | |
| 466 | Scott | Scott County | 990.5 | 7,488,643 | 30.00% | 2,246,593 | 2,096,672 | 149,921 | 20.22% | 30,314 | - | |
| 467 | Wichita | Leoti | 402.0 | 3,668,856 | 30.00% | 1,100,657 | 1,141,740 | -41,083 | 8.14% | - | 3,344 | |
| 468 | Lane | Healy Public Schools | 70.0 | 890,099 | 33.00% | 293,733 | 306,623 | -12,890 | 0.00% | - | - | |
| 469 | Leavenworth | Lansing | 2,631.8 | 17,301,129 | 30.00% | 5,190,339 | 4,884,132 | 306,207 | 61.04% | 186,909 | - | |
| 470 | Cowley | Arkansas City | 2,836.9 | 22,073,289 | 30.00% | 6,621,987 | 6,335,000 | 286,987 | 72.42% | 207,836 | - | |
| 471 | Cowley | Dexter | 144.0 | 1,573,016 | 30.00% | 471,905 | 495,073 | -23,168 | 56.50% | - | 13,090 | |
| 473 | Dickinson | Chapman | 1,086.8 | 8,332,765 | 30.00% | 2,499,830 | 2,475,710 | 24,120 | 39.23% | 9,462 | - | |
| 474 | Kiowa | Haviland | 103.5 | 1,262,448 | 30.00% | 378,734 | 379,947 | -1,213 | 0.00% | - | - | |
| 475 | Geary | Geary County Schools | 7,655.0 | 53,567,453 | 30.00% | 16,070,236 | 17,546,515 | -1,476,279 | 75.86% | - | 1,119,905 | |
| 476 | Gray | Copeland | 94.5 | 1,155,953 | 30.00% | 346,786 | 418,132 | -71,346 | 0.00% | - | - | |
| 477 | Gray | Ingalls | 239.5 | 2,225,765 | 30.00% | 667,730 | 674,060 | -6,331 | 23.33% | - | 1,477 | |
| 479 | Anderson | Crest | 219.0 | 2,364,608 | 30.00% | 709,382 | 405,000 | 304,382 | 24.70% | 75,182 | - | |
| 480 | Seward | Liberal | 4,903.0 | 37,926,902 | 30.00% | 11,378,071 | 10,250,000 | 1,128,071 | 71.71% | 808,939 | - | |
| 481 | Dickinson | Rural Vista | 309.0 | 2,894,321 | 30.00% | 868,296 | 921,368 | -53,072 | 12.24% | - | 6,496 | |
| 482 | Lane | Dighton | 223.8 | 2,192,103 | 30.00% | 657,631 | 650,000 | 7,631 | 0.00% | - | - | |
| 483 | Seward | Kismet-Plains | 699.0 | 7,481,219 | 30.00% | 2,244,366 | 1,379,609 | 864,757 | 11.98% | 103,598 | - | |
| 484 | Wilson | Fredonia | 662.8 | 5,735,126 | 30.00% | 1,720,538 | 1,719,460 | 1,078 | 45.96% | 495 | - | |
| 487 | Dickinson | Herington | 446.3 | 3,951,237 | 30.00% | 1,185,371 | 1,231,439 | -46,068 | 63.36% | - | 29,189 | |
| 489 | Ellis | Hays | 2,988.7 | 20,757,621 | 30.00% | 6,227,286 | 5,850,530 | 376,756 | 14.15% | 53,311 | - | |
| 490 | Butler | El Dorado | 1,904.3 | 13,684,469 | 30.00% | 4,105,341 | 4,168,515 | -63,174 | 27.42% | - | 17,322 | |
| 491 | Douglas | Eudora | 1,682.1 | 10,928,066 | 30.00% | 3,278,420 | 3,093,344 | 185,076 | 70.07% | 129,683 | - | |
| 492 | Butler | Flinthills | 269.7 | 2,672,066 | 30.00% | 801,620 | 759,020 | 42,600 | 37.04% | 15,779 | - | |
| 493 | Cherokee | Columbus | 967.0 | 8,211,419 | 30.00% | 2,463,426 | 2,496,158 | -32,732 | 44.04% | - | 14,415 | |
| 494 | Hamilton | Syracuse | 528.5 | 4,733,964 | 30.00% | 1,420,189 | 1,423,018 | -2,829 | 29.23% | - | 827 | |
| 495 | Pawnee | Ft Larned | 914.6 | 7,709,842 | 30.00% | 2,312,953 | 2,307,743 | 5,210 | 44.93% | 2,341 | - | |
| 496 | Pawnee | Pawnee Heights | 143.5 | 1,583,982 | 33.00% | 522,714 | 442,999 | 79,715 | 12.67% | 10,100 | - | |
| 497 | Douglas | Lawrence | 10,732.5 | 74,798,383 | 33.00% | 24,683,466 | 23,297,182 | 1,386,284 | 24.79% | 343,660 | - | |
| 498 | Marshall | Valley Heights | 395.0 | 3,737,464 | 30.00% | 1,121,239 | 1,173,503 | -52,264 | 54.37% | - | 28,416 | |
| 499 | Cherokee | Galena | 813.5 | 6,861,856 | 30.00% | 2,058,557 | 2,092,419 | -33,862 | 81.76% | - | 27,686 | |
| 500 | Wyandotte | Kansas City | 21,152.0 | 171,143,479 | 30.00% | 51,343,044 | 49,972,534 | 1,370,510 | 72.08% | 987,863 | - | |
| 501 | Shawnee | Topeka Public Schools | 13,426.0 | 105,795,797 | 33.00% | 34,912,613 | 33,616,616 | 1,295,997 | 62.46% | 809,480 | - | |
| 502 | Edwards | Lewis | 116.0 | 1,414,919 | 30.00% | 424,476 | 378,223 | 46,253 | 0.00% | - | - | |
| 503 | Labette | Parsons | 1,272.5 | 10,109,538 | 30.00% | 3,032,861 | 2,939,784 | 93,077 | 64.07% | 59,635 | - | |
| 504 | Labette | Oswego | 462.0 | 4,024,905 | 30.00% | 1,207,472 | 1,226,392 | -18,921 | 77.49% | - | 14,661 | |
| 505 | Labette | Chetopa-St. Paul | 442.0 | 3,947,832 | 30.00% | 1,184,350 | 1,225,972 | -41,622 | 70.07% | - | 29,165 | |
| 506 | Labette | Labette County | 1,548.1 | 11,784,636 | 30.00% | 3,535,391 | 3,375,549 | 159,842 | 69.46% | 111,026 | - | |
| 507 | Haskell | Satanta | 311.0 | 3,117,668 | 30.00% | 935,300 | 912,132 | 23,168 | 0.00% | - | - | |
| 508 | Cherokee | Baxter Springs | 1,008.0 | 8,282,732 | 30.00% | 2,484,820 | 2,450,671 | 34,149 | 79.43% | 27,124 | - | |
| 509 | Sumner | South Haven | 202.5 | 2,205,176 | 33.00% | 727,708 | 684,739 | 42,969 | 61.41% | 26,387 | - | |
| 511 | Harper | Attica | 168.0 | 1,764,613 | 30.00% | 529,384 | 481,387 | 47,997 | 30.82% | 14,793 | - | |
| 512 | Johnson | Shawnee Mission Pub Sch | 27,443.1 | 186,950,821 | 33.00% | 61,693,771 | 59,788,008 | 1,905,763 | 2.63% | 50,122 | - | |

Appendix Y-2:

General State Aid/Supplemental General State Aid for Kansas

USD's 2016-2017

This data is publically available at: http://datacentral.ksde.org/school_finance_reports.aspx. It is appropriate to take judicial notice of this data, and Plaintiffs respectfully request that this Court do so. K.S.A. 60-409(b)(4); K.S.A. 60-412(c).

GENERAL STATE AID / SUPPLEMENTAL GENERAL STATE AID
FOR KANSAS USDS 2016-2017

| USD | County | District Name | FTE ENROLLMENT (INC MIL/VIRT) | WEIGHTED FTE ENROLLMENT | GENERAL STATE AID | SPECIAL EDUCATION | GENERAL FUND AID TOTAL | GENERAL FUND BUDGET | % OF AID TO GENERAL FUND BUDGET | SUPP GENERAL STATE AID HOUSE SUB SB7 | SUPP GENERAL BUDGET | % OF AID TO SUPP GEN BUDGET | GENERAL STATE AID PER PUPIL |
|-----|--------|--------------------------|-------------------------------|-------------------------|-------------------|-------------------|------------------------|---------------------|---------------------------------|--------------------------------------|---------------------|-----------------------------|-----------------------------|
| 101 | 067 | Erie-Galesburg | 503.0 | 1,120.9 | 3,721,977 | 590,432 | 4,312,409 | 4,568,116 | 94.40% | 673,030 | 1,539,410 | 43.72% | 7,399.56 |
| 102 | 035 | Cimarron-Ensign | 626.0 | 1,180.6 | 4,170,148 | 473,011 | 4,643,159 | 4,969,871 | 93.43% | 621,464 | 1,671,502 | 37.18% | 6,661.58 |
| 103 | 012 | Cheylin | 122.5 | 363.6 | 1,230,408 | 122,525 | 1,352,933 | 1,439,079 | 94.01% | 0 | 520,040 | 0.00% | 10,044.15 |
| 105 | 077 | Rawlins County | 320.5 | 680.3 | 2,259,170 | 275,568 | 2,534,738 | 2,720,713 | 93.16% | 169,136 | 923,233 | 18.32% | 7,048.89 |
| 106 | 068 | Western Plains | 100.3 | 295.4 | 1,168,321 | 84,954 | 1,253,275 | 1,375,010 | 91.15% | 0 | 484,121 | 0.00% | 11,648.27 |
| 107 | 045 | Rock Hills | 289.0 | 653.6 | 2,178,773 | 329,559 | 2,508,332 | 2,705,045 | 92.73% | 0 | 700,125 | 0.00% | 7,539.01 |
| 108 | 101 | Washington Co. Schools | 323.0 | 692.3 | 2,399,315 | 318,923 | 2,718,238 | 2,904,902 | 93.57% | 195,140 | 1,006,913 | 19.38% | 7,428.22 |
| 109 | 079 | Republic County | 498.1 | 995.2 | 3,193,195 | 424,499 | 3,617,694 | 3,859,742 | 93.73% | 232,903 | 1,302,588 | 17.88% | 6,410.75 |
| 110 | 074 | Thunder Ridge Schools | 207.5 | 555.2 | 1,865,444 | 260,586 | 2,126,030 | 2,299,993 | 92.44% | 184,370 | 767,887 | 24.01% | 8,990.09 |
| 111 | 022 | Doniphan West Schools | 310.5 | 677.2 | 2,390,377 | 265,802 | 2,656,179 | 2,850,894 | 93.17% | 0 | 1,005,747 | 0.00% | 7,698.48 |
| 112 | 027 | Central Plains | 509.8 | 993.9 | 3,247,307 | 375,620 | 3,622,927 | 3,967,503 | 91.32% | 0 | 1,304,810 | 0.00% | 6,369.77 |
| 113 | 066 | Prairie Hills | 1,063.8 | 1,852.0 | 6,146,381 | 854,906 | 7,001,287 | 7,564,769 | 92.55% | 719,265 | 2,488,805 | 28.90% | 5,777.76 |
| 114 | 022 | Riverside | 589.0 | 1,244.5 | 4,471,112 | 593,030 | 5,064,142 | 5,397,137 | 93.83% | 987,130 | 1,747,132 | 56.50% | 7,591.02 |
| 115 | 066 | Nemaha Central | 558.8 | 1,048.2 | 3,521,209 | 385,432 | 3,906,641 | 4,298,223 | 90.89% | 0 | 1,170,000 | 0.00% | 6,301.38 |
| 200 | 036 | Greeley County Schools | 237.3 | 524.1 | 1,942,092 | 143,327 | 2,085,419 | 2,236,644 | 93.24% | 0 | 737,264 | 0.00% | 8,184.12 |
| 202 | 105 | Turner-Kansas City | 3,870.9 | 6,795.6 | 23,576,497 | 2,830,707 | 26,407,204 | 28,663,060 | 92.13% | 6,721,254 | 9,053,413 | 74.24% | 6,090.70 |
| 203 | 105 | Piper-Kansas City | 2,075.4 | 3,124.4 | 8,733,439 | 2,314,371 | 11,047,810 | 11,827,635 | 93.41% | 1,048,138 | 3,726,052 | 28.13% | 4,208.08 |
| 204 | 105 | Bonner Springs | 2,583.8 | 4,282.4 | 13,354,154 | 3,108,721 | 16,462,875 | 17,902,622 | 91.96% | 2,510,131 | 5,426,138 | 46.26% | 5,168.42 |
| 205 | 008 | Bluestem | 473.5 | 1,018.8 | 3,589,639 | 496,512 | 4,086,151 | 4,354,577 | 93.84% | 618,731 | 1,444,620 | 42.83% | 7,581.07 |
| 206 | 008 | Remington-Whitewater | 495.1 | 1,016.1 | 3,332,772 | 516,424 | 3,849,196 | 4,120,299 | 93.42% | 337,559 | 1,338,988 | 25.21% | 6,731.51 |
| 207 | 052 | Ft Leavenworth | 1,567.5 | 2,238.4 | 5,395,551 | 1,407,944 | 6,803,495 | 12,135,507 | 56.06% | 3,493,404 | 3,539,416 | 98.70% | 3,442.14 |
| 208 | 098 | Wakeeney | 371.5 | 753.9 | 2,361,202 | 460,714 | 2,821,916 | 3,046,630 | 92.62% | 2,606 | 1,002,148 | 0.26% | 6,355.86 |
| 209 | 095 | Moscow Public Schools | 166.0 | 432.7 | 1,552,491 | 103,887 | 1,656,378 | 1,798,373 | 92.10% | 0 | 674,130 | 0.00% | 9,352.36 |
| 210 | 095 | Hugoton Public Schools | 971.4 | 1,881.3 | 6,558,226 | 531,463 | 7,089,689 | 7,660,275 | 92.55% | 13,029 | 2,554,725 | 0.51% | 6,751.31 |
| 211 | 069 | Norton Community Schools | 635.5 | 1,299.0 | 4,246,366 | 827,060 | 5,073,426 | 5,569,761 | 91.09% | 768,523 | 1,759,037 | 43.69% | 6,681.93 |
| 212 | 069 | Northern Valley | 145.5 | 411.3 | 1,450,240 | 201,789 | 1,652,029 | 1,760,756 | 93.82% | 172,516 | 585,990 | 29.44% | 9,967.29 |
| 214 | 034 | Ulysses | 1,614.6 | 2,689.7 | 9,392,071 | 866,872 | 10,258,943 | 11,144,430 | 92.05% | 501,747 | 3,649,066 | 13.75% | 5,816.96 |
| 215 | 047 | Lakin | 622.5 | 1,166.9 | 4,251,911 | 320,802 | 4,572,713 | 4,947,306 | 92.43% | 0 | 1,622,083 | 0.00% | 6,830.38 |
| 216 | 047 | Deerfield | 195.0 | 499.7 | 1,886,552 | 121,250 | 2,007,802 | 2,209,109 | 90.89% | 0 | 741,598 | 0.00% | 9,674.63 |
| 217 | 065 | Rolla | 131.0 | 374.4 | 1,480,382 | 104,369 | 1,584,751 | 1,721,433 | 92.06% | 0 | 588,359 | 0.00% | 11,300.63 |
| 218 | 065 | Elkhart | 1,101.8 | 1,572.7 | 6,506,252 | 281,868 | 6,788,120 | 7,078,948 | 95.89% | 794,378 | 1,288,319 | 61.66% | 5,905.11 |
| 219 | 013 | Minneola | 235.5 | 529.1 | 1,835,034 | 185,073 | 2,020,107 | 2,167,298 | 93.21% | 127,165 | 722,119 | 17.61% | 7,792.08 |
| 220 | 013 | Ashland | 185.1 | 439.0 | 1,529,562 | 158,408 | 1,687,970 | 1,873,424 | 90.10% | 0 | 606,082 | 0.00% | 8,263.44 |
| 223 | 101 | Barnes | 354.4 | 744.5 | 2,506,714 | 441,110 | 2,947,824 | 3,156,635 | 93.39% | 40,072 | 1,011,921 | 3.96% | 7,073.12 |
| 224 | 101 | Clifton-Clyde | 305.5 | 634.4 | 2,140,873 | 275,822 | 2,416,695 | 2,599,053 | 92.98% | 186,093 | 856,388 | 21.73% | 7,007.77 |
| 225 | 060 | Fowler | 143.5 | 341.1 | 1,363,538 | 110,922 | 1,474,460 | 1,577,178 | 93.49% | 17,279 | 577,905 | 2.99% | 9,502.01 |
| 226 | 060 | Meade | 379.4 | 718.6 | 2,585,385 | 296,854 | 2,882,239 | 3,122,631 | 92.30% | 0 | 1,138,479 | 0.00% | 6,814.40 |
| 227 | 042 | Hodgeman County Schools | 276.0 | 584.4 | 2,061,255 | 207,833 | 2,269,088 | 2,455,476 | 92.41% | 0 | 820,208 | 0.00% | 7,468.32 |
| 229 | 046 | Blue Valley | 21,619.6 | 33,916.7 | 108,644,305 | 21,220,859 | 129,865,164 | 143,744,806 | 90.34% | 0 | 48,519,957 | 0.00% | 5,025.27 |
| 230 | 046 | Spring Hill | 3,671.0 | 5,584.1 | 18,579,943 | 2,618,967 | 21,198,910 | 22,668,359 | 93.52% | 3,221,064 | 5,261,457 | 61.22% | 5,061.28 |
| 231 | 046 | Gardner Edgerton | 5,624.5 | 8,680.7 | 26,366,677 | 5,889,368 | 32,256,045 | 35,981,320 | 89.65% | 6,948,729 | 11,590,874 | 59.95% | 4,687.83 |
| 232 | 046 | De Soto | 6,868.2 | 9,742.9 | 32,309,487 | 4,708,736 | 37,018,223 | 40,331,871 | 91.78% | 6,284,539 | 13,812,173 | 45.50% | 4,704.21 |
| 233 | 046 | Olathe | 27,850.7 | 44,328.9 | 143,897,027 | 26,617,578 | 170,514,605 | 191,183,902 | 89.19% | 27,270,578 | 64,120,804 | 42.53% | 5,166.73 |
| 234 | 006 | Fort Scott | 1,801.4 | 2,890.0 | 10,000,979 | 1,224,520 | 11,225,499 | 12,232,156 | 91.77% | 2,343,224 | 3,607,179 | 64.96% | 5,551.78 |
| 235 | 006 | Uniontown | 418.0 | 923.7 | 3,219,026 | 384,979 | 3,604,005 | 3,852,740 | 93.54% | 877,171 | 1,246,690 | 70.36% | 7,701.02 |
| 237 | 092 | Smith Center | 382.5 | 817.6 | 2,640,441 | 478,331 | 3,118,772 | 3,358,130 | 92.87% | 321,445 | 1,211,171 | 26.54% | 6,903.11 |
| 239 | 072 | North Ottawa County | 594.2 | 1,155.3 | 3,853,818 | 649,217 | 4,503,035 | 4,818,213 | 93.46% | 809,507 | 1,698,503 | 47.66% | 6,485.73 |

2017ADEQ00140

**GENERAL STATE AID / SUPPLEMENTAL GENERAL STATE AID
FOR KANSAS USDS 2016-2017**

| USD | County | District Name | FTE ENROLLMENT (INC MIL/VIRT) | WEIGHTED FTE ENROLLMENT | GENERAL STATE AID | SPECIAL EDUCATION | GENERAL FUND AID TOTAL | GENERAL FUND BUDGET | % OF AID TO GENERAL FUND BUDGET | SUPP GENERAL STATE AID HOUSE SUB SB7 | SUPP GENERAL BUDGET | % OF AID TO SUPP GEN BUDGET | GENERAL STATE AID PER PUPIL |
|-----|--------|--------------------------|-------------------------------|-------------------------|-------------------|-------------------|------------------------|---------------------|---------------------------------|--------------------------------------|---------------------|-----------------------------|-----------------------------|
| 240 | 072 | Twin Valley | 572.5 | 1,102.5 | 3,718,935 | 520,343 | 4,239,278 | 4,505,785 | 94.09% | 837,186 | 1,632,260 | 51.29% | 6,495.96 |
| 241 | 100 | Wallace County Schools | 193.0 | 434.7 | 1,470,254 | 146,198 | 1,616,452 | 1,746,168 | 92.57% | 0 | 566,166 | 0.00% | 7,617.90 |
| 242 | 100 | Weskan | 96.5 | 249.7 | 823,991 | 108,253 | 932,244 | 991,525 | 94.02% | 30,125 | 357,775 | 8.42% | 8,538.77 |
| 243 | 016 | Lebo-Waverly | 407.0 | 842.3 | 3,092,710 | 456,154 | 3,548,864 | 3,770,640 | 94.12% | 543,930 | 1,280,739 | 42.47% | 7,598.80 |
| 244 | 016 | Burlington | 828.5 | 1,595.0 | 4,796,683 | 1,199,928 | 5,996,611 | 6,681,584 | 89.75% | 0 | 2,081,264 | 0.00% | 5,789.60 |
| 245 | 016 | LeRoy-Gridley | 195.5 | 487.3 | 1,721,685 | 231,191 | 1,952,876 | 2,087,583 | 93.55% | 47,406 | 695,103 | 6.82% | 8,806.57 |
| 246 | 019 | Northeast | 464.5 | 1,014.6 | 3,532,520 | 492,442 | 4,024,962 | 4,329,474 | 92.97% | 919,833 | 1,383,416 | 66.49% | 7,604.99 |
| 247 | 019 | Cherokee | 464.5 | 1,101.8 | 4,241,982 | 605,453 | 4,847,435 | 5,193,713 | 93.33% | 807,775 | 1,684,619 | 47.95% | 9,132.36 |
| 248 | 019 | Girard | 971.5 | 1,838.4 | 6,105,010 | 934,338 | 7,039,348 | 7,563,370 | 93.07% | 1,614,004 | 2,335,075 | 69.12% | 6,284.11 |
| 249 | 019 | Frontenac Public Schools | 898.2 | 1,543.2 | 5,130,210 | 829,225 | 5,959,435 | 6,364,146 | 93.64% | 1,540,700 | 2,034,196 | 75.74% | 5,171.66 |
| 250 | 019 | Pittsburg | 2,927.7 | 4,870.4 | 15,981,131 | 2,638,509 | 18,619,640 | 20,058,430 | 92.83% | 3,825,197 | 6,364,720 | 60.10% | 5,458.60 |
| 251 | 056 | North Lyon County | 383.5 | 881.8 | 3,072,999 | 423,973 | 3,496,972 | 3,743,648 | 93.41% | 0 | 1,211,303 | 0.00% | 8,013.04 |
| 252 | 056 | Southern Lyon County | 472.5 | 989.3 | 3,383,302 | 511,336 | 3,894,638 | 4,183,959 | 93.08% | 501,079 | 1,350,252 | 37.11% | 7,160.43 |
| 253 | 056 | Emporia | 4,337.5 | 7,230.5 | 24,587,050 | 3,265,828 | 27,852,878 | 30,695,889 | 90.74% | 6,360,930 | 9,558,122 | 66.55% | 5,668.48 |
| 254 | 004 | Barber County North | 455.5 | 950.5 | 2,814,659 | 566,432 | 3,381,091 | 3,630,195 | 93.14% | 0 | 1,207,674 | 0.00% | 6,179.27 |
| 255 | 004 | South Barber | 238.0 | 543.4 | 1,431,826 | 288,030 | 1,719,856 | 1,861,109 | 92.41% | 0 | 687,767 | 0.00% | 6,106.08 |
| 256 | 001 | Marmaton Valley | 275.3 | 633.4 | 2,095,785 | 360,965 | 2,456,750 | 2,590,439 | 94.84% | 0 | 863,127 | 0.00% | 7,612.73 |
| 257 | 001 | Iola | 1,235.4 | 2,312.6 | 7,610,186 | 1,474,568 | 9,084,754 | 9,826,885 | 92.45% | 2,086,514 | 3,150,882 | 66.22% | 6,160.10 |
| 258 | 001 | Humboldt | 694.3 | 1,286.2 | 4,371,045 | 680,212 | 5,051,257 | 5,366,479 | 94.13% | 695,587 | 1,515,110 | 45.91% | 6,295.61 |
| 259 | 087 | Wichita | 46,831.3 | 84,480.0 | 281,240,243 | 43,088,438 | 324,328,681 | 357,962,292 | 90.60% | 60,417,935 | 111,369,465 | 54.25% | 6,005.39 |
| 260 | 087 | Derby | 6,480.4 | 10,097.5 | 32,812,404 | 5,375,363 | 38,187,767 | 41,680,674 | 91.62% | 6,363,366 | 12,767,588 | 49.84% | 5,063.33 |
| 261 | 087 | Haysville | 5,337.1 | 8,702.8 | 27,498,882 | 5,133,913 | 32,632,795 | 36,769,641 | 88.75% | 8,647,805 | 11,075,570 | 78.08% | 5,152.40 |
| 262 | 087 | Valley Center Pub Sch | 2,740.3 | 4,157.3 | 13,268,138 | 2,549,400 | 15,817,538 | 16,959,500 | 93.27% | 3,346,592 | 5,321,342 | 62.89% | 4,841.86 |
| 263 | 087 | Mulvane | 1,701.7 | 2,562.4 | 8,389,366 | 1,548,790 | 9,938,156 | 10,857,106 | 91.54% | 1,524,615 | 3,411,536 | 44.69% | 4,929.99 |
| 264 | 087 | Clearwater | 1,087.5 | 1,840.9 | 6,149,022 | 1,054,783 | 7,203,805 | 7,760,284 | 92.83% | 1,384,947 | 2,471,795 | 56.03% | 5,654.27 |
| 265 | 087 | Goddard | 5,406.8 | 7,977.9 | 25,206,884 | 4,569,341 | 29,776,225 | 32,066,250 | 92.86% | 6,284,207 | 10,178,501 | 61.74% | 4,662.07 |
| 266 | 087 | Maize | 6,888.5 | 9,957.1 | 32,349,385 | 5,991,634 | 38,341,019 | 41,595,960 | 92.17% | 6,685,065 | 12,502,460 | 53.47% | 4,696.14 |
| 267 | 087 | Renwick | 1,787.0 | 2,591.1 | 8,673,435 | 1,580,922 | 10,254,357 | 11,033,229 | 92.94% | 1,848,809 | 3,900,441 | 47.40% | 4,853.63 |
| 268 | 087 | Cheney | 755.9 | 1,427.0 | 4,679,947 | 694,380 | 5,374,327 | 5,749,005 | 93.48% | 1,146,278 | 1,761,337 | 65.08% | 6,191.23 |
| 269 | 082 | Palco | 90.5 | 279.0 | 1,063,341 | 121,073 | 1,184,414 | 1,256,985 | 94.23% | 0 | 455,135 | 0.00% | 11,749.62 |
| 270 | 082 | Plainville | 329.5 | 696.3 | 2,316,417 | 440,573 | 2,756,990 | 2,965,927 | 92.96% | 150,268 | 962,024 | 15.62% | 7,030.10 |
| 271 | 082 | Stockton | 321.5 | 671.3 | 2,040,381 | 344,723 | 2,385,104 | 2,534,859 | 94.09% | 111,410 | 834,528 | 13.35% | 6,346.44 |
| 272 | 062 | Waconda | 302.0 | 653.6 | 2,152,415 | 354,557 | 2,506,972 | 2,667,327 | 93.99% | 147,543 | 868,923 | 16.98% | 7,127.20 |
| 273 | 062 | Beloit | 753.2 | 1,469.4 | 4,513,043 | 978,936 | 5,491,979 | 6,178,285 | 88.89% | 690,977 | 1,868,516 | 36.98% | 5,991.83 |
| 274 | 055 | Oakley | 391.1 | 789.3 | 2,384,195 | 414,291 | 2,798,486 | 3,018,556 | 92.71% | 0 | 1,021,941 | 0.00% | 6,096.13 |
| 275 | 055 | Triplains | 63.5 | 199.4 | 644,434 | 124,829 | 769,263 | 839,795 | 91.60% | 0 | 323,981 | 0.00% | 10,148.57 |
| 281 | 033 | Graham County | 352.5 | 712.9 | 2,438,918 | 298,628 | 2,737,546 | 2,936,188 | 93.23% | 0 | 1,005,053 | 0.00% | 6,918.92 |
| 282 | 025 | West Elk | 331.5 | 786.8 | 2,424,977 | 559,849 | 2,984,826 | 3,297,334 | 90.52% | 522,062 | 1,034,400 | 50.47% | 7,315.16 |
| 283 | 025 | Elk Valley | 108.7 | 359.4 | 1,374,057 | 229,737 | 1,603,794 | 1,670,875 | 95.99% | 16,863 | 530,290 | 3.18% | 12,640.82 |
| 284 | 009 | Chase County | 334.5 | 708.2 | 2,513,109 | 347,429 | 2,860,538 | 3,071,662 | 93.13% | 0 | 1,015,472 | 0.00% | 7,513.03 |
| 285 | 010 | Cedar Vale | 177.5 | 440.7 | 1,415,122 | 169,311 | 1,584,433 | 1,683,226 | 94.13% | 235,183 | 395,000 | 59.54% | 7,972.52 |
| 286 | 010 | Chautauqua Co Community | 353.3 | 791.9 | 2,620,658 | 377,465 | 2,998,123 | 3,174,026 | 94.46% | 609,936 | 1,072,320 | 56.88% | 7,417.66 |
| 287 | 030 | West Franklin | 572.5 | 1,249.1 | 4,030,451 | 756,301 | 4,786,752 | 5,127,790 | 93.35% | 679,463 | 1,694,000 | 40.11% | 7,040.09 |
| 288 | 030 | Central Heights | 530.9 | 1,140.4 | 4,114,200 | 358,395 | 4,472,595 | 4,774,422 | 93.68% | 972,206 | 1,592,996 | 61.03% | 7,749.48 |
| 289 | 030 | Wellsville | 753.0 | 1,352.1 | 4,541,588 | 736,134 | 5,277,722 | 5,640,981 | 93.56% | 831,908 | 1,833,608 | 45.37% | 6,031.33 |
| 290 | 030 | Ottawa | 2,357.6 | 3,749.9 | 12,786,452 | 2,300,719 | 15,087,171 | 16,597,590 | 90.90% | 2,927,590 | 5,069,420 | 57.75% | 5,423.50 |
| 291 | 032 | Grinnell Public Schools | 76.5 | 224.4 | 786,273 | 95,527 | 881,800 | 943,173 | 93.49% | 0 | 220,020 | 0.00% | 10,278.08 |

2017ADEQ00141

GENERAL STATE AID / SUPPLEMENTAL GENERAL STATE AID
FOR KANSAS USDS 2016-2017

| USD | County | District Name | FTE ENROLLMENT (INC MIL/VIRT) | WEIGHTED FTE ENROLLMENT | GENERAL STATE AID | SPECIAL EDUCATION | GENERAL FUND AID TOTAL | GENERAL FUND BUDGET | % OF AID TO GENERAL FUND BUDGET | SUPP GENERAL STATE AID HOUSE SUB SB7 | SUPP GENERAL BUDGET | % OF AID TO SUPP GEN BUDGET | GENERAL STATE AID PER PUPIL |
|-----|--------|---------------------------|-------------------------------|-------------------------|-------------------|-------------------|------------------------|---------------------|---------------------------------|--------------------------------------|---------------------|-----------------------------|-----------------------------|
| 292 | 032 | Wheatland | 109.0 | 294.4 | 978,470 | 139,327 | 1,117,797 | 1,206,894 | 92.62% | 0 | 405,823 | 0.00% | 8,976.79 |
| 293 | 032 | Quinter Public Schools | 289.5 | 597.0 | 1,894,671 | 342,014 | 2,236,685 | 2,394,983 | 93.39% | 313,133 | 860,964 | 36.37% | 6,544.63 |
| 294 | 020 | Oberlin | 323.0 | 644.9 | 2,277,094 | 304,489 | 2,581,583 | 2,781,607 | 92.81% | 0 | 904,293 | 0.00% | 7,049.83 |
| 297 | 012 | St Francis Comm Sch | 271.5 | 554.3 | 1,919,571 | 195,844 | 2,115,415 | 2,264,276 | 93.43% | 115,882 | 749,559 | 15.46% | 7,070.24 |
| 298 | 053 | Lincoln | 329.0 | 741.5 | 2,461,029 | 410,869 | 2,871,898 | 3,074,454 | 93.41% | 187,191 | 996,229 | 18.79% | 7,480.33 |
| 299 | 053 | Sylvan Grove | 234.8 | 556.1 | 1,839,479 | 234,306 | 2,073,785 | 2,182,932 | 95.00% | 0 | 500,000 | 0.00% | 7,834.24 |
| 300 | 017 | Comanche County | 304.0 | 707.6 | 2,160,431 | 432,973 | 2,593,404 | 2,784,199 | 93.15% | 0 | 936,283 | 0.00% | 7,106.68 |
| 303 | 068 | Ness City | 289.5 | 583.6 | 1,908,229 | 211,626 | 2,119,855 | 2,298,149 | 92.24% | 0 | 771,787 | 0.00% | 6,591.46 |
| 305 | 085 | Salina | 6,899.2 | 11,322.2 | 37,295,835 | 6,617,978 | 43,913,813 | 49,250,776 | 89.16% | 7,124,683 | 15,002,490 | 47.49% | 5,405.82 |
| 306 | 085 | Southeast Of Saline | 671.5 | 1,246.6 | 4,351,257 | 602,025 | 4,953,282 | 5,317,898 | 93.14% | 282,547 | 1,717,612 | 16.45% | 6,479.91 |
| 307 | 085 | Ell-Saline | 444.0 | 879.9 | 3,118,944 | 424,556 | 3,543,500 | 3,775,213 | 93.86% | 655,889 | 1,233,338 | 53.18% | 7,024.65 |
| 308 | 078 | Hutchinson Public Schools | 4,380.1 | 7,515.6 | 25,944,009 | 4,072,719 | 30,016,728 | 33,092,237 | 90.71% | 6,432,943 | 10,287,770 | 62.53% | 5,923.15 |
| 309 | 078 | Nickerson | 1,067.0 | 2,030.3 | 6,827,480 | 1,168,745 | 7,996,225 | 8,581,941 | 93.18% | 1,266,598 | 2,769,732 | 45.73% | 6,398.76 |
| 310 | 078 | Fairfield | 278.0 | 697.5 | 2,283,723 | 319,959 | 2,603,682 | 2,826,801 | 92.11% | 0 | 930,708 | 0.00% | 8,214.83 |
| 311 | 078 | Pretty Prairie | 237.5 | 532.5 | 1,942,304 | 239,206 | 2,181,510 | 2,314,794 | 94.24% | 290,333 | 765,242 | 37.94% | 8,178.12 |
| 312 | 078 | Haven Public Schools | 854.0 | 1,644.8 | 5,623,406 | 869,569 | 6,492,975 | 6,960,584 | 93.28% | 745,920 | 2,248,779 | 33.17% | 6,584.78 |
| 313 | 078 | Buhler | 2,207.6 | 3,450.8 | 10,377,709 | 2,336,330 | 12,714,039 | 13,747,879 | 92.48% | 1,867,313 | 4,617,490 | 40.44% | 4,700.90 |
| 314 | 097 | Brewster | 143.0 | 351.2 | 977,030 | 135,461 | 1,112,491 | 1,182,390 | 94.09% | 0 | 382,827 | 0.00% | 6,832.38 |
| 315 | 097 | Colby Public Schools | 829.4 | 1,468.5 | 5,318,126 | 584,690 | 5,902,816 | 6,267,829 | 94.18% | 516,019 | 2,176,376 | 23.71% | 6,412.02 |
| 316 | 097 | Golden Plains | 173.5 | 477.4 | 1,556,690 | 253,280 | 1,809,970 | 1,933,825 | 93.60% | 199,884 | 661,429 | 30.22% | 8,972.28 |
| 320 | 075 | Wamego | 1,450.0 | 2,272.7 | 7,320,204 | 1,461,950 | 8,782,154 | 9,771,154 | 89.88% | 1,621,239 | 3,002,851 | 53.99% | 5,048.42 |
| 321 | 075 | Kaw Valley | 1,126.0 | 2,007.4 | 6,307,052 | 1,456,350 | 7,763,402 | 8,467,650 | 91.68% | 0 | 2,634,833 | 0.00% | 5,601.29 |
| 322 | 075 | Onaga-Havensville-Wheaton | 286.0 | 600.6 | 2,152,153 | 274,065 | 2,426,218 | 2,580,756 | 94.01% | 322,095 | 840,540 | 38.32% | 7,525.01 |
| 323 | 075 | Rock Creek | 993.6 | 1,720.9 | 5,365,487 | 837,721 | 6,203,208 | 6,607,887 | 93.88% | 1,227,188 | 2,213,144 | 55.45% | 5,400.05 |
| 325 | 074 | Phillipsburg | 596.2 | 1,150.1 | 3,698,144 | 705,167 | 4,403,311 | 4,675,628 | 94.18% | 914,008 | 1,525,889 | 59.90% | 6,202.86 |
| 326 | 074 | Logan | 142.5 | 371.0 | 1,417,944 | 178,247 | 1,596,191 | 1,697,464 | 94.03% | 95,480 | 565,637 | 16.88% | 9,950.48 |
| 327 | 027 | Ellsworth | 617.2 | 1,146.5 | 3,773,132 | 533,669 | 4,306,801 | 4,607,922 | 93.47% | 547,492 | 1,481,709 | 36.95% | 6,113.31 |
| 329 | 099 | Wabaunsee | 428.5 | 885.0 | 3,158,047 | 446,880 | 3,604,927 | 3,861,548 | 93.35% | 265,587 | 1,269,535 | 20.92% | 7,370.00 |
| 330 | 099 | Mission Valley | 475.5 | 1,065.2 | 3,275,912 | 752,570 | 4,028,482 | 4,344,044 | 92.74% | 469,812 | 1,364,541 | 34.43% | 6,889.40 |
| 331 | 048 | Kingman - Norwich | 906.8 | 1,771.6 | 5,753,078 | 1,213,416 | 6,966,494 | 7,402,151 | 94.11% | 1,016,958 | 2,349,718 | 43.28% | 6,344.37 |
| 332 | 048 | Cunningham | 152.5 | 400.7 | 1,282,793 | 254,323 | 1,537,116 | 1,659,693 | 92.61% | 0 | 537,156 | 0.00% | 8,411.76 |
| 333 | 015 | Concordia | 1,027.0 | 1,770.1 | 5,868,552 | 875,449 | 6,744,001 | 7,369,854 | 91.51% | 1,330,273 | 2,393,007 | 55.59% | 5,714.27 |
| 334 | 015 | Southern Cloud | 182.1 | 477.4 | 1,788,583 | 270,390 | 2,058,973 | 2,207,621 | 93.27% | 73,604 | 713,212 | 10.32% | 9,821.98 |
| 335 | 043 | North Jackson | 349.5 | 740.0 | 2,683,019 | 300,300 | 2,983,319 | 3,182,354 | 93.75% | 569,680 | 1,035,405 | 55.02% | 7,676.74 |
| 336 | 043 | Holton | 1,066.7 | 1,985.8 | 7,097,969 | 877,894 | 7,975,863 | 8,885,350 | 89.76% | 1,699,769 | 2,554,123 | 66.55% | 6,654.14 |
| 337 | 043 | Royal Valley | 807.1 | 1,604.5 | 5,470,433 | 843,285 | 6,313,718 | 7,199,217 | 87.70% | 1,578,376 | 2,287,502 | 69.00% | 6,777.89 |
| 338 | 044 | Valley Falls | 361.0 | 769.7 | 2,603,388 | 545,098 | 3,148,486 | 3,341,069 | 94.24% | 641,684 | 1,056,443 | 60.74% | 7,211.60 |
| 339 | 044 | Jefferson County North | 437.5 | 907.3 | 2,819,231 | 649,323 | 3,468,554 | 3,676,841 | 94.34% | 730,060 | 1,171,469 | 62.32% | 6,443.96 |
| 340 | 044 | Jefferson West | 830.5 | 1,555.1 | 4,963,894 | 1,098,305 | 6,062,199 | 6,461,130 | 93.83% | 1,256,873 | 2,035,421 | 61.75% | 5,976.99 |
| 341 | 044 | Oskaloosa Public Schools | 577.5 | 1,255.2 | 3,756,027 | 941,470 | 4,697,497 | 5,034,320 | 93.31% | 946,858 | 1,591,626 | 59.49% | 6,503.94 |
| 342 | 044 | McLouth | 459.3 | 1,002.3 | 3,258,647 | 739,681 | 3,998,328 | 4,229,477 | 94.53% | 588,550 | 1,340,050 | 43.92% | 7,094.81 |
| 343 | 044 | Perry Public Schools | 717.5 | 1,471.4 | 4,928,562 | 1,034,021 | 5,962,583 | 6,450,856 | 92.43% | 656,272 | 2,024,282 | 32.42% | 6,869.08 |
| 344 | 054 | Pleasanton | 337.5 | 685.7 | 2,613,226 | 242,532 | 2,855,758 | 3,066,082 | 93.14% | 578,606 | 987,719 | 58.58% | 7,742.89 |
| 345 | 089 | Seaman | 3,651.3 | 5,964.6 | 19,186,308 | 4,070,764 | 23,257,072 | 25,270,559 | 92.03% | 3,515,163 | 7,475,889 | 47.02% | 5,254.65 |
| 346 | 054 | Jayhawk | 549.7 | 1,187.7 | 3,745,090 | 589,354 | 4,334,444 | 4,613,819 | 93.94% | 154,380 | 1,534,596 | 10.06% | 6,812.97 |
| 347 | 024 | Kinsley-Offerle | 325.5 | 768.5 | 2,662,524 | 352,466 | 3,014,990 | 3,225,433 | 93.48% | 339,546 | 1,032,998 | 32.87% | 8,179.80 |
| 348 | 023 | Baldwin City | 1,361.9 | 2,173.4 | 6,922,364 | 1,326,512 | 8,248,876 | 8,803,487 | 93.70% | 1,427,161 | 2,824,943 | 50.52% | 5,082.87 |

2017ADEQ00142

GENERAL STATE AID / SUPPLEMENTAL GENERAL STATE AID
FOR KANSAS USDS 2016-2017

| USD | County | District Name | FTE ENROLLMENT (INC MIL/VIRT) | WEIGHTED FTE ENROLLMENT | GENERAL STATE AID | SPECIAL EDUCATION | GENERAL FUND AID TOTAL | GENERAL FUND BUDGET | % OF AID TO GENERAL FUND BUDGET | SUPP GENERAL STATE AID HOUSE SUB SB7 | SUPP GENERAL BUDGET | % OF AID TO SUPP GEN BUDGET | GENERAL STATE AID PER PUPIL |
|-----|--------|--------------------------|-------------------------------|-------------------------|-------------------|-------------------|------------------------|---------------------|---------------------------------|--------------------------------------|---------------------|-----------------------------|-----------------------------|
| 349 | 093 | Stafford | 199.1 | 566.0 | 1,854,260 | 313,243 | 2,167,503 | 2,326,147 | 93.18% | 208,144 | 740,990 | 28.09% | 9,313.21 |
| 350 | 093 | St John-Hudson | 316.0 | 692.8 | 2,330,085 | 419,368 | 2,749,453 | 2,939,436 | 93.54% | 141,866 | 981,774 | 14.45% | 7,373.69 |
| 351 | 093 | Macksville | 224.5 | 570.9 | 2,000,448 | 318,065 | 2,318,513 | 2,495,273 | 92.92% | 0 | 803,447 | 0.00% | 8,910.68 |
| 352 | 091 | Goodland | 886.7 | 1,703.8 | 6,023,463 | 906,714 | 6,930,177 | 7,414,893 | 93.46% | 693,518 | 2,408,048 | 28.80% | 6,793.12 |
| 353 | 096 | Wellington | 1,543.0 | 2,729.9 | 8,427,595 | 2,047,065 | 10,474,660 | 11,325,116 | 92.49% | 2,205,630 | 3,471,792 | 63.53% | 5,461.82 |
| 355 | 005 | Ellinwood Public Schools | 423.4 | 849.4 | 2,713,588 | 474,795 | 3,188,383 | 3,435,147 | 92.82% | 419,236 | 1,091,193 | 38.42% | 6,409.04 |
| 356 | 096 | Conway Springs | 444.3 | 895.9 | 3,114,498 | 451,735 | 3,566,233 | 3,826,544 | 93.20% | 781,393 | 1,248,630 | 62.58% | 7,009.90 |
| 357 | 096 | Belle Plaine | 589.2 | 1,157.1 | 3,773,334 | 711,635 | 4,484,969 | 4,790,582 | 93.62% | 1,096,275 | 1,588,804 | 69.00% | 6,404.16 |
| 358 | 096 | Oxford | 376.7 | 728.9 | 2,635,923 | 397,746 | 3,033,669 | 3,227,274 | 94.00% | 624,640 | 925,529 | 67.49% | 6,997.41 |
| 359 | 096 | Argonia Public Schools | 182.0 | 447.0 | 1,340,395 | 207,218 | 1,547,613 | 1,658,342 | 93.32% | 105,270 | 502,720 | 20.94% | 7,364.81 |
| 360 | 096 | Caldwell | 222.0 | 529.8 | 1,826,740 | 278,749 | 2,105,489 | 2,250,490 | 93.56% | 300,398 | 806,220 | 37.26% | 8,228.56 |
| 361 | 039 | Chaparral Schools | 783.4 | 1,739.7 | 5,180,752 | 1,131,349 | 6,312,101 | 6,990,689 | 90.29% | 0 | 2,267,573 | 0.00% | 6,613.16 |
| 362 | 054 | Prairie View | 881.4 | 1,811.0 | 5,738,608 | 1,280,883 | 7,019,491 | 7,668,173 | 91.54% | 0 | 2,459,649 | 0.00% | 6,510.79 |
| 363 | 028 | Holcomb | 950.5 | 1,672.1 | 5,645,249 | 514,072 | 6,159,321 | 6,698,259 | 91.95% | 0 | 2,150,000 | 0.00% | 5,939.24 |
| 364 | 058 | Marysville | 696.5 | 1,313.6 | 4,399,630 | 656,886 | 5,056,516 | 5,578,579 | 90.64% | 49,605 | 1,803,805 | 2.75% | 6,316.77 |
| 365 | 002 | Garnett | 953.1 | 1,734.5 | 6,233,209 | 838,972 | 7,072,181 | 7,590,685 | 93.17% | 1,005,937 | 2,484,409 | 40.49% | 6,539.93 |
| 366 | 104 | Woodson | 436.5 | 957.2 | 3,125,373 | 519,804 | 3,645,177 | 3,905,926 | 93.32% | 545,568 | 1,261,137 | 43.26% | 7,160.08 |
| 367 | 061 | Osawatomie | 1,100.5 | 2,284.9 | 7,146,514 | 1,975,627 | 9,122,141 | 9,705,778 | 93.99% | 1,941,500 | 3,027,917 | 64.12% | 6,493.88 |
| 368 | 061 | Paola | 1,955.0 | 2,991.4 | 9,670,013 | 1,818,261 | 11,488,274 | 13,178,406 | 87.17% | 1,872,861 | 4,307,408 | 43.48% | 4,946.30 |
| 369 | 040 | Burrton | 232.5 | 532.4 | 1,762,392 | 230,605 | 1,992,997 | 2,136,572 | 93.28% | 305,416 | 696,502 | 43.85% | 7,580.18 |
| 371 | 035 | Montezuma | 203.6 | 481.9 | 1,876,118 | 131,303 | 2,007,421 | 2,182,680 | 91.97% | 209,165 | 691,455 | 30.25% | 9,214.72 |
| 372 | 089 | Silver Lake | 670.7 | 1,173.0 | 4,006,680 | 546,952 | 4,553,632 | 4,948,604 | 92.02% | 955,800 | 1,592,469 | 60.02% | 5,973.88 |
| 373 | 040 | Newton | 3,249.9 | 5,085.5 | 17,147,764 | 2,797,669 | 19,945,433 | 22,243,908 | 89.67% | 4,218,840 | 6,911,599 | 61.04% | 5,276.40 |
| 374 | 041 | Sublette | 430.3 | 927.1 | 3,459,377 | 242,885 | 3,702,262 | 4,065,219 | 91.07% | 0 | 1,277,892 | 0.00% | 8,039.45 |
| 375 | 008 | Circle | 1,856.3 | 2,798.8 | 9,414,068 | 1,357,772 | 10,771,840 | 11,626,407 | 92.65% | 772,916 | 3,556,907 | 21.73% | 5,071.42 |
| 376 | 080 | Sterling | 490.1 | 987.1 | 3,284,505 | 572,002 | 3,856,507 | 4,138,950 | 93.18% | 737,124 | 1,337,550 | 55.11% | 6,701.70 |
| 377 | 003 | Atchison Co Comm Schools | 505.5 | 1,190.0 | 4,067,625 | 815,546 | 4,883,171 | 5,174,326 | 94.37% | 332,017 | 1,687,938 | 19.67% | 8,046.74 |
| 378 | 081 | Riley County | 660.4 | 1,258.3 | 4,178,832 | 701,986 | 4,880,818 | 5,211,291 | 93.66% | 713,596 | 1,679,444 | 42.49% | 6,327.73 |
| 379 | 014 | Clay Center | 1,296.1 | 2,156.1 | 7,191,576 | 1,183,509 | 8,375,085 | 9,259,408 | 90.45% | 1,371,387 | 2,880,460 | 47.61% | 5,548.63 |
| 380 | 058 | Vermillion | 542.0 | 978.5 | 3,418,859 | 273,146 | 3,692,005 | 3,995,407 | 92.41% | 556,373 | 1,314,991 | 42.31% | 6,307.86 |
| 381 | 029 | Spearville | 345.0 | 649.5 | 2,187,021 | 262,204 | 2,449,225 | 2,608,954 | 93.88% | 346,475 | 884,315 | 39.18% | 6,339.19 |
| 382 | 076 | Pratt | 1,105.6 | 2,035.0 | 6,517,761 | 1,243,552 | 7,761,313 | 8,232,492 | 94.28% | 887,921 | 2,610,764 | 34.01% | 5,895.23 |
| 383 | 081 | Manhattan-Ogden | 6,036.8 | 9,407.6 | 29,356,053 | 6,892,870 | 36,248,923 | 40,579,777 | 89.33% | 1,830,902 | 13,364,245 | 13.70% | 4,862.85 |
| 384 | 081 | Blue Valley | 209.0 | 503.9 | 1,462,946 | 273,340 | 1,736,286 | 1,895,300 | 91.61% | 76,163 | 671,635 | 11.34% | 6,999.74 |
| 385 | 008 | Andover | 5,823.9 | 7,807.6 | 24,637,263 | 4,331,072 | 28,968,335 | 31,096,476 | 93.16% | 5,191,171 | 9,253,425 | 56.10% | 4,230.37 |
| 386 | 037 | Madison-Virgil | 209.5 | 540.4 | 1,807,177 | 361,739 | 2,168,916 | 2,299,429 | 94.32% | 291,904 | 732,690 | 39.84% | 8,626.14 |
| 387 | 103 | Altoona-Midway | 168.5 | 465.0 | 1,747,495 | 207,488 | 1,954,983 | 2,067,799 | 94.54% | 0 | 605,830 | 0.00% | 10,370.89 |
| 388 | 026 | Ellis | 414.1 | 771.8 | 2,544,416 | 330,260 | 2,874,676 | 3,088,391 | 93.08% | 399,004 | 1,010,904 | 39.47% | 6,144.45 |
| 389 | 037 | Eureka | 623.5 | 1,287.1 | 4,421,485 | 557,226 | 4,978,711 | 5,423,698 | 91.80% | 966,259 | 1,724,538 | 56.03% | 7,091.40 |
| 390 | 037 | Hamilton | 58.5 | 210.9 | 845,773 | 130,582 | 976,355 | 1,028,720 | 94.91% | 6,067 | 315,985 | 1.92% | 14,457.66 |
| 392 | 071 | Osborne County | 269.0 | 601.9 | 2,062,456 | 348,871 | 2,411,327 | 2,567,290 | 93.92% | 218,928 | 845,608 | 25.89% | 7,667.12 |
| 393 | 021 | Solomon | 305.5 | 629.0 | 2,179,250 | 316,216 | 2,495,466 | 2,655,823 | 93.96% | 285,804 | 875,358 | 32.65% | 7,133.39 |
| 394 | 008 | Rose Hill Public Schools | 1,517.4 | 2,263.6 | 7,718,766 | 1,257,588 | 8,976,354 | 9,669,592 | 92.83% | 2,243,395 | 3,398,568 | 66.01% | 5,086.84 |
| 395 | 083 | LaCrosse | 279.5 | 587.5 | 2,066,717 | 253,550 | 2,320,267 | 2,492,029 | 93.11% | 191,149 | 830,000 | 23.03% | 7,394.34 |
| 396 | 008 | Douglass Public Schools | 690.4 | 1,274.4 | 4,241,880 | 661,457 | 4,903,337 | 5,275,288 | 92.95% | 1,215,181 | 1,827,614 | 66.49% | 6,144.09 |
| 397 | 057 | Centre | 336.3 | 704.7 | 2,554,312 | 400,010 | 2,954,322 | 3,086,459 | 95.72% | 438,693 | 764,141 | 57.41% | 7,195.34 |
| 398 | 057 | Peabody-Burns | 246.8 | 606.9 | 1,995,111 | 367,254 | 2,362,365 | 2,509,051 | 94.15% | 159,442 | 906,437 | 17.59% | 8,083.92 |

2017ADEQ00143

GENERAL STATE AID / SUPPLEMENTAL GENERAL STATE AID
FOR KANSAS USDS 2016-2017

| USD | County | District Name | FTE ENROLLMENT (INC MIL/VIRT) | WEIGHTED FTE ENROLLMENT | GENERAL STATE AID | SPECIAL EDUCATION | GENERAL FUND AID TOTAL | GENERAL FUND BUDGET | % OF AID TO GENERAL FUND BUDGET | SUPP GENERAL STATE AID HOUSE SUB SB7 | SUPP GENERAL BUDGET | % OF AID TO SUPP GEN BUDGET | GENERAL STATE AID PER PUPIL |
|-----|--------|--------------------------|-------------------------------|-------------------------|-------------------|-------------------|------------------------|---------------------|---------------------------------|--------------------------------------|---------------------|-----------------------------|-----------------------------|
| 399 | 084 | Paradise | 108.0 | 296.5 | 1,097,342 | 139,571 | 1,236,913 | 1,345,542 | 91.93% | 0 | 446,473 | 0.00% | 10,160.57 |
| 400 | 059 | Smoky Valley | 1,045.0 | 1,779.9 | 5,624,317 | 1,049,431 | 6,673,748 | 7,099,711 | 94.00% | 1,040,139 | 2,331,628 | 44.61% | 5,382.12 |
| 401 | 080 | Chase-Raymond | 151.5 | 420.2 | 1,458,507 | 184,420 | 1,642,927 | 1,750,683 | 93.84% | 0 | 579,066 | 0.00% | 9,627.11 |
| 402 | 008 | Augusta | 2,101.1 | 3,069.0 | 10,447,491 | 1,556,279 | 12,003,770 | 13,011,568 | 92.25% | 2,841,102 | 4,265,279 | 66.61% | 4,972.39 |
| 403 | 083 | Otis-Bison | 226.0 | 542.9 | 1,798,244 | 306,025 | 2,104,269 | 2,238,245 | 94.01% | 26,428 | 706,643 | 3.74% | 7,956.83 |
| 404 | 011 | Riverton | 707.0 | 1,367.7 | 4,731,425 | 688,532 | 5,419,957 | 5,801,028 | 93.43% | 1,096,927 | 1,863,621 | 58.86% | 6,692.26 |
| 405 | 080 | Lyons | 786.7 | 1,658.0 | 5,297,770 | 831,306 | 6,129,076 | 6,820,865 | 89.86% | 1,148,538 | 1,893,090 | 60.67% | 6,734.17 |
| 407 | 084 | Russell County | 799.1 | 1,476.5 | 4,680,087 | 680,349 | 5,360,436 | 5,851,347 | 91.61% | 600,299 | 2,111,500 | 28.43% | 5,856.70 |
| 408 | 057 | Marion-Florence | 492.2 | 1,047.2 | 3,261,478 | 714,498 | 3,975,976 | 4,236,465 | 93.85% | 623,149 | 1,349,977 | 46.16% | 6,626.33 |
| 409 | 003 | Atchison Public Schools | 1,650.5 | 2,796.9 | 8,582,214 | 1,871,605 | 10,453,819 | 11,455,394 | 91.26% | 2,112,008 | 3,578,462 | 59.02% | 5,199.77 |
| 410 | 057 | Durham-Hillsboro-Lehigh | 556.6 | 1,123.9 | 3,573,196 | 755,819 | 4,329,015 | 4,665,002 | 92.80% | 690,596 | 1,621,498 | 42.59% | 6,419.68 |
| 411 | 057 | Goessel | 263.0 | 597.7 | 1,937,642 | 383,937 | 2,321,579 | 2,461,250 | 94.33% | 479,526 | 863,699 | 55.52% | 7,367.46 |
| 412 | 090 | Hoxie Community Schools | 374.0 | 716.5 | 2,185,216 | 270,374 | 2,455,590 | 2,661,433 | 92.27% | 56,475 | 887,978 | 6.36% | 5,842.82 |
| 413 | 067 | Chanute Public Schools | 1,766.2 | 3,062.4 | 9,777,506 | 2,029,225 | 11,806,731 | 12,591,077 | 93.77% | 2,386,750 | 4,090,402 | 58.35% | 5,535.90 |
| 415 | 007 | Hiawatha | 888.2 | 1,709.1 | 5,305,015 | 984,764 | 6,289,779 | 6,808,942 | 92.38% | 147,494 | 2,143,811 | 6.88% | 5,972.77 |
| 416 | 061 | Louisburg | 1,614.8 | 2,274.9 | 7,993,925 | 1,192,132 | 9,186,057 | 9,840,713 | 93.35% | 1,538,424 | 3,528,496 | 43.60% | 4,950.41 |
| 417 | 064 | Morris County | 696.8 | 1,344.1 | 4,491,451 | 653,402 | 5,144,853 | 5,499,136 | 93.56% | 550,839 | 1,782,072 | 30.91% | 6,445.83 |
| 418 | 059 | McPherson | 2,257.8 | 3,525.5 | 10,795,488 | 2,689,429 | 13,484,917 | 15,107,716 | 89.26% | 1,268,719 | 5,028,614 | 25.23% | 4,781.42 |
| 419 | 059 | Canton-Galva | 330.2 | 738.4 | 2,522,068 | 413,358 | 2,935,426 | 3,131,014 | 93.75% | 276,936 | 1,151,022 | 24.06% | 7,638.00 |
| 420 | 070 | Osage City | 657.3 | 1,246.1 | 3,954,913 | 788,456 | 4,743,369 | 5,043,260 | 94.05% | 1,029,007 | 1,623,808 | 63.37% | 6,016.91 |
| 421 | 070 | Lyndon | 418.1 | 829.5 | 2,725,638 | 486,455 | 3,212,093 | 3,418,438 | 93.96% | 644,761 | 1,111,848 | 57.99% | 6,519.11 |
| 422 | 049 | Kiowa County | 344.8 | 652.8 | 2,286,869 | 311,953 | 2,598,822 | 2,829,442 | 91.85% | 0 | 711,197 | 0.00% | 6,632.45 |
| 423 | 059 | Moundridge | 382.8 | 768.3 | 2,563,617 | 516,986 | 3,080,603 | 3,262,103 | 94.44% | 7,961 | 1,153,795 | 0.69% | 6,697.01 |
| 426 | 079 | Pike Valley | 210.0 | 493.8 | 1,704,350 | 193,624 | 1,897,974 | 2,008,762 | 94.48% | 171,194 | 686,149 | 24.95% | 8,115.95 |
| 428 | 005 | Great Bend | 2,777.5 | 4,804.5 | 16,645,093 | 2,215,002 | 18,860,095 | 20,977,922 | 89.90% | 3,806,798 | 6,499,570 | 58.57% | 5,992.83 |
| 429 | 022 | Troy Public Schools | 324.1 | 615.0 | 2,118,899 | 258,652 | 2,377,551 | 2,503,570 | 94.97% | 367,033 | 846,088 | 43.38% | 6,537.79 |
| 430 | 007 | South Brown County | 549.0 | 1,215.8 | 4,029,664 | 693,143 | 4,722,807 | 5,147,531 | 91.75% | 927,228 | 1,680,979 | 55.16% | 7,340.01 |
| 431 | 005 | Hoisington | 714.6 | 1,386.5 | 4,391,104 | 695,742 | 5,086,846 | 5,400,279 | 94.20% | 961,514 | 1,743,769 | 55.14% | 6,444.84 |
| 432 | 026 | Victoria | 275.5 | 540.1 | 1,871,830 | 217,011 | 2,088,841 | 2,231,341 | 93.61% | 106,431 | 739,614 | 14.39% | 6,794.30 |
| 434 | 070 | Santa Fe Trail | 962.0 | 1,958.6 | 6,146,976 | 1,394,750 | 7,541,726 | 8,065,160 | 93.51% | 1,499,126 | 2,562,170 | 58.51% | 6,389.79 |
| 435 | 021 | Abilene | 1,507.6 | 2,478.1 | 7,983,341 | 1,353,709 | 9,337,050 | 10,046,873 | 92.93% | 1,810,429 | 3,137,115 | 57.71% | 5,295.40 |
| 436 | 063 | Caney Valley | 731.2 | 1,362.3 | 4,833,392 | 455,923 | 5,289,315 | 5,694,074 | 92.89% | 780,448 | 1,845,466 | 42.29% | 6,610.22 |
| 437 | 089 | Auburn Washburn | 6,035.7 | 9,030.5 | 28,252,162 | 5,679,728 | 33,931,890 | 37,525,926 | 90.42% | 4,158,076 | 11,614,736 | 35.80% | 4,680.84 |
| 438 | 076 | Skyline Schools | 397.5 | 806.2 | 2,584,996 | 496,879 | 3,081,875 | 3,261,001 | 94.51% | 353,484 | 1,080,330 | 32.72% | 6,503.13 |
| 439 | 040 | Sedgwick Public Schools | 460.5 | 883.7 | 3,073,884 | 436,907 | 3,510,791 | 3,784,006 | 92.78% | 807,180 | 1,196,000 | 67.49% | 6,675.10 |
| 440 | 040 | Halstead | 735.0 | 1,384.4 | 4,803,321 | 619,892 | 5,423,213 | 5,779,523 | 93.83% | 970,327 | 1,883,765 | 51.51% | 6,535.13 |
| 443 | 029 | Dodge City | 6,589.6 | 12,443.3 | 41,468,261 | 5,094,440 | 46,562,701 | 50,398,661 | 92.39% | 11,527,434 | 16,008,101 | 72.01% | 6,292.99 |
| 444 | 080 | Little River | 300.5 | 636.8 | 2,222,739 | 366,798 | 2,589,537 | 2,746,375 | 94.29% | 0 | 911,216 | 0.00% | 7,396.80 |
| 445 | 063 | Coffeyville | 1,672.5 | 2,880.9 | 9,977,747 | 1,298,592 | 11,276,339 | 12,239,766 | 92.13% | 1,374,945 | 3,946,454 | 34.84% | 5,965.77 |
| 446 | 063 | Independence | 1,909.8 | 3,083.3 | 10,476,035 | 1,415,312 | 11,891,347 | 12,832,035 | 92.67% | 2,075,278 | 4,108,647 | 50.51% | 5,485.41 |
| 447 | 063 | Cherryvale | 826.8 | 1,525.5 | 5,406,626 | 533,157 | 5,939,783 | 6,431,198 | 92.36% | 1,533,540 | 2,013,841 | 76.15% | 6,539.22 |
| 448 | 059 | Inman | 408.9 | 824.3 | 2,637,208 | 484,017 | 3,121,225 | 3,334,771 | 93.60% | 298,851 | 1,196,840 | 24.97% | 6,449.52 |
| 449 | 052 | Easton | 591.3 | 1,214.9 | 4,060,449 | 864,046 | 4,924,495 | 5,242,017 | 93.94% | 849,714 | 1,687,280 | 50.36% | 6,866.99 |
| 450 | 089 | Shawnee Heights | 3,388.2 | 5,208.8 | 17,256,513 | 3,022,184 | 20,278,697 | 23,049,874 | 87.98% | 3,637,173 | 6,967,765 | 52.20% | 5,093.12 |
| 452 | 094 | Stanton County | 422.0 | 876.5 | 3,106,115 | 246,970 | 3,353,085 | 3,760,952 | 89.16% | 0 | 1,212,863 | 0.00% | 7,360.46 |
| 453 | 052 | Leavenworth | 3,637.8 | 5,824.7 | 19,413,059 | 3,294,698 | 22,707,757 | 24,714,691 | 91.88% | 4,499,680 | 7,894,175 | 57.00% | 5,336.48 |
| 454 | 070 | Burlingame Public School | 286.4 | 600.2 | 2,074,097 | 365,154 | 2,439,251 | 2,576,938 | 94.66% | 562,119 | 844,149 | 66.59% | 7,241.96 |

2017ADEQ00144

GENERAL STATE AID / SUPPLEMENTAL GENERAL STATE AID
FOR KANSAS USDS 2016-2017

| USD | County | District Name | FTE ENROLLMENT (INC MIL/VIRT) | WEIGHTED FTE ENROLLMENT | GENERAL STATE AID | SPECIAL EDUCATION | GENERAL FUND AID TOTAL | GENERAL FUND BUDGET | % OF AID TO GENERAL FUND BUDGET | SUPP GENERAL STATE AID HOUSE SUB SB7 | SUPP GENERAL BUDGET | % OF AID TO SUPP GEN BUDGET | GENERAL STATE AID PER PUPIL |
|-----|--------|--------------------------|-------------------------------|-------------------------|-------------------|-------------------|------------------------|---------------------|---------------------------------|--------------------------------------|---------------------|-----------------------------|-----------------------------|
| 456 | 070 | Marais Des Cygnes Valley | 211.7 | 557.9 | 2,118,232 | 286,976 | 2,405,208 | 2,551,801 | 94.26% | 253,997 | 670,000 | 37.91% | 10,005.82 |
| 457 | 028 | Garden City | 7,240.0 | 12,681.2 | 42,724,259 | 4,782,314 | 47,506,573 | 51,705,501 | 91.88% | 10,451,326 | 16,676,760 | 62.67% | 5,901.14 |
| 458 | 052 | Basehor-Linwood | 2,424.2 | 3,398.3 | 10,485,911 | 1,874,017 | 12,359,928 | 13,433,844 | 92.01% | 2,058,538 | 3,882,569 | 53.02% | 4,325.51 |
| 459 | 029 | Bucklin | 221.9 | 507.4 | 1,766,986 | 162,322 | 1,929,308 | 2,065,182 | 93.42% | 0 | 657,500 | 0.00% | 7,962.98 |
| 460 | 040 | Hesston | 769.2 | 1,298.2 | 4,498,996 | 608,646 | 5,107,642 | 5,461,799 | 93.52% | 1,024,931 | 1,954,110 | 52.45% | 5,848.93 |
| 461 | 103 | Neodesha | 669.0 | 1,317.7 | 4,443,357 | 546,783 | 4,990,140 | 5,356,089 | 93.17% | 1,092,905 | 1,891,821 | 57.77% | 6,641.79 |
| 462 | 018 | Central | 304.2 | 664.2 | 2,315,495 | 282,811 | 2,598,306 | 2,779,725 | 93.47% | 524,134 | 907,277 | 57.77% | 7,611.75 |
| 463 | 018 | Udall | 299.2 | 661.7 | 2,323,214 | 316,407 | 2,639,621 | 2,812,265 | 93.86% | 404,899 | 928,029 | 43.63% | 7,764.75 |
| 464 | 052 | Tonganoxie | 1,896.2 | 2,997.9 | 9,929,199 | 1,616,400 | 11,545,599 | 12,446,711 | 92.76% | 2,081,067 | 3,684,608 | 56.48% | 5,236.37 |
| 465 | 018 | Winfield | 2,104.1 | 3,560.3 | 11,748,597 | 2,260,621 | 14,009,218 | 15,539,524 | 90.15% | 2,733,660 | 4,821,269 | 56.70% | 5,583.67 |
| 466 | 086 | Scott County | 953.6 | 1,634.2 | 5,385,997 | 493,467 | 5,879,464 | 6,328,894 | 92.90% | 423,947 | 2,096,672 | 20.22% | 5,648.07 |
| 467 | 102 | Leoti | 379.0 | 798.7 | 2,979,062 | 215,952 | 3,195,014 | 3,442,096 | 92.82% | 92,938 | 1,141,740 | 8.14% | 7,860.32 |
| 468 | 051 | Healy Public Schools | 64.5 | 193.3 | 669,158 | 106,742 | 775,900 | 839,634 | 92.41% | 0 | 306,623 | 0.00% | 10,374.54 |
| 469 | 052 | Lansing | 2,575.5 | 4,015.6 | 12,382,571 | 2,822,131 | 15,204,702 | 16,600,005 | 91.59% | 2,981,274 | 4,884,132 | 61.04% | 4,807.83 |
| 470 | 018 | Arkansas City | 2,746.5 | 4,838.5 | 15,975,864 | 2,605,076 | 18,580,940 | 19,918,149 | 93.29% | 4,587,807 | 6,335,070 | 72.42% | 5,816.81 |
| 471 | 018 | Dexter | 140.9 | 343.6 | 1,248,213 | 142,470 | 1,390,683 | 1,496,202 | 92.95% | 279,716 | 495,073 | 56.50% | 8,858.86 |
| 473 | 021 | Chapman | 1,047.0 | 1,854.3 | 6,261,208 | 969,652 | 7,230,860 | 7,913,479 | 91.37% | 971,221 | 2,475,710 | 39.23% | 5,980.14 |
| 474 | 049 | Haviland | 99.5 | 271.4 | 929,607 | 129,699 | 1,059,306 | 1,128,958 | 93.83% | 0 | 379,947 | 0.00% | 9,342.78 |
| 475 | 031 | Geary County Schools | 7,272.1 | 12,058.7 | 32,593,357 | 7,523,702 | 40,117,059 | 54,953,839 | 73.00% | 13,310,786 | 17,546,515 | 75.86% | 4,481.97 |
| 476 | 035 | Copeland | 85.5 | 255.8 | 1,105,772 | 74,568 | 1,180,340 | 1,287,715 | 91.66% | 0 | 418,312 | 0.00% | 12,933.01 |
| 477 | 035 | Ingalls | 203.0 | 483.9 | 1,723,951 | 166,873 | 1,890,824 | 2,028,011 | 93.24% | 157,258 | 674,060 | 23.33% | 8,492.37 |
| 479 | 002 | Crest | 210.0 | 511.3 | 1,662,194 | 245,095 | 1,907,289 | 2,062,089 | 92.49% | 100,035 | 405,000 | 24.70% | 7,915.21 |
| 480 | 088 | Liberal | 4,707.0 | 8,532.7 | 29,958,378 | 2,529,059 | 32,487,437 | 34,982,781 | 92.87% | 7,350,275 | 10,250,000 | 71.71% | 6,364.64 |
| 481 | 021 | Rural Vista | 281.0 | 608.2 | 2,281,706 | 257,098 | 2,538,804 | 2,707,208 | 93.78% | 112,775 | 921,368 | 12.24% | 8,119.95 |
| 482 | 051 | Dighton | 215.6 | 487.1 | 1,715,969 | 176,197 | 1,892,166 | 2,037,709 | 92.86% | 0 | 650,000 | 0.00% | 7,959.04 |
| 483 | 088 | Kismet-Plains | 670.5 | 1,667.7 | 5,847,272 | 551,895 | 6,399,167 | 6,857,318 | 93.32% | 165,277 | 1,379,609 | 11.98% | 8,720.76 |
| 484 | 103 | Fredonia | 643.2 | 1,234.2 | 4,344,513 | 476,533 | 4,821,046 | 5,140,225 | 93.79% | 790,264 | 1,719,460 | 45.96% | 6,754.53 |
| 487 | 021 | Herington | 442.4 | 896.7 | 3,136,883 | 410,089 | 3,546,972 | 3,776,790 | 93.91% | 780,240 | 1,231,439 | 63.36% | 7,090.60 |
| 489 | 026 | Hays | 2,922.8 | 4,487.3 | 14,190,929 | 2,326,197 | 16,517,126 | 18,149,273 | 91.01% | 827,850 | 5,850,530 | 14.15% | 4,855.25 |
| 490 | 008 | El Dorado | 1,854.6 | 2,929.5 | 9,910,702 | 1,393,788 | 11,304,490 | 12,137,275 | 93.14% | 1,143,007 | 4,168,515 | 27.42% | 5,343.85 |
| 491 | 023 | Eudora | 1,650.9 | 2,432.5 | 7,590,887 | 1,625,237 | 9,216,124 | 9,923,632 | 92.87% | 2,167,506 | 3,093,344 | 70.07% | 4,598.03 |
| 492 | 008 | Flinthills | 265.1 | 592.2 | 1,892,523 | 289,806 | 2,182,329 | 2,343,065 | 93.14% | 281,141 | 759,020 | 37.04% | 7,138.90 |
| 493 | 011 | Columbus | 936.5 | 1,830.6 | 6,213,800 | 992,550 | 7,206,350 | 7,826,888 | 92.07% | 1,099,308 | 2,496,158 | 44.04% | 6,635.13 |
| 494 | 038 | Syracuse | 497.0 | 1,034.5 | 3,790,383 | 276,072 | 4,066,455 | 4,326,805 | 93.98% | 415,948 | 1,423,018 | 29.23% | 7,626.53 |
| 495 | 073 | Ft Larned | 891.1 | 1,696.0 | 5,600,585 | 988,277 | 6,588,862 | 7,375,123 | 89.34% | 1,036,869 | 2,307,743 | 44.93% | 6,285.02 |
| 496 | 073 | Pawnee Heights | 143.1 | 348.8 | 1,000,815 | 138,249 | 1,139,064 | 1,248,956 | 91.20% | 56,128 | 442,999 | 12.67% | 6,993.82 |
| 497 | 023 | Lawrence | 11,429.7 | 17,811.2 | 56,200,787 | 12,156,285 | 68,357,072 | 77,085,093 | 88.68% | 5,775,371 | 23,297,182 | 24.79% | 4,917.08 |
| 498 | 058 | Valley Heights | 380.5 | 802.2 | 2,907,504 | 356,909 | 3,264,413 | 3,495,527 | 93.39% | 638,034 | 1,173,503 | 54.37% | 7,641.27 |
| 499 | 011 | Galena | 802.6 | 1,526.6 | 5,293,263 | 750,785 | 6,044,048 | 6,465,464 | 93.48% | 1,710,762 | 2,092,419 | 81.76% | 6,595.14 |
| 500 | 105 | Kansas City | 20,513.5 | 37,428.0 | 129,519,543 | 15,141,163 | 144,660,706 | 159,167,574 | 90.89% | 36,020,203 | 49,972,534 | 72.08% | 6,313.87 |
| 501 | 089 | Topeka Public Schools | 12,944.9 | 23,239.6 | 74,637,965 | 15,219,662 | 89,857,627 | 100,500,152 | 89.41% | 20,996,938 | 33,616,616 | 62.46% | 5,765.82 |
| 502 | 024 | Lewis | 111.5 | 309.4 | 963,879 | 128,713 | 1,092,592 | 1,164,523 | 93.82% | 0 | 378,223 | 0.00% | 8,644.65 |
| 503 | 050 | Parsons | 1,231.5 | 2,209.3 | 7,286,320 | 1,139,656 | 8,425,976 | 9,357,327 | 90.05% | 1,883,520 | 2,939,784 | 64.07% | 5,916.62 |
| 504 | 050 | Oswego | 436.5 | 894.6 | 3,132,691 | 431,024 | 3,563,715 | 3,800,963 | 93.76% | 950,331 | 1,226,392 | 77.49% | 7,176.84 |
| 505 | 050 | Chetopa-St. Paul | 410.3 | 854.1 | 3,029,833 | 437,219 | 3,467,052 | 3,697,192 | 93.78% | 859,039 | 1,225,972 | 70.07% | 7,384.43 |
| 506 | 050 | Labette County | 1,500.5 | 2,611.5 | 8,354,754 | 1,498,937 | 9,853,691 | 10,543,060 | 93.46% | 2,344,656 | 3,375,549 | 69.46% | 5,567.98 |
| 507 | 041 | Satanta | 289.5 | 675.2 | 2,148,425 | 172,665 | 2,321,090 | 2,619,890 | 88.59% | 0 | 912,132 | 0.00% | 7,421.16 |

2017ADEQ00145

**GENERAL STATE AID / SUPPLEMENTAL GENERAL STATE AID
FOR KANSAS USDS 2016-2017**

| USD | County | District Name | FTE ENROLLMENT (INC MIL/VIRT) | WEIGHTED FTE ENROLLMENT | GENERAL STATE AID | SPECIAL EDUCATION | GENERAL FUND AID TOTAL | GENERAL FUND BUDGET | % OF AID TO GENERAL FUND BUDGET | SUPP GENERAL STATE AID HOUSE SUB SB7 | SUPP GENERAL BUDGET | % OF AID TO SUPP GEN BUDGET | GENERAL STATE AID PER PUPIL |
|--------|--------|-------------------------|-------------------------------|-------------------------|-------------------|-------------------|------------------------|---------------------|---------------------------------|--------------------------------------|---------------------|-----------------------------|-----------------------------|
| 508 | 011 | Baxter Springs | 969.2 | 1,854.1 | 6,033,070 | 938,227 | 6,971,297 | 7,450,766 | 93.56% | 1,946,568 | 2,450,671 | 79.43% | 6,224.79 |
| 509 | 096 | South Haven | 197.5 | 480.2 | 1,500,341 | 256,625 | 1,756,966 | 1,865,429 | 94.19% | 420,498 | 684,739 | 61.41% | 7,596.66 |
| 511 | 039 | Attica | 165.0 | 394.7 | 1,165,880 | 198,346 | 1,364,226 | 1,466,959 | 93.00% | 148,364 | 481,387 | 30.82% | 7,065.94 |
| 512 | 046 | Shawnee Mission Pub Sch | 26,088.8 | 39,711.1 | 133,184,363 | 18,264,684 | 151,449,047 | 165,843,222 | 91.32% | 1,572,425 | 59,788,008 | 2.63% | 5,105.04 |
| TOTALS | | | 459,650.1 | 791,346.1 | 2,607,511,786 | 425,817,639 | 3,033,329,425 | 3,333,914,944 | 90.98% | 470,712,412 | 1,067,698,181 | 44.09% | 1,967,491 |

Appendix Z:

Excerpt from March 16, 2017 Testimony Before Senate Select

Committee on Education Finance

This exhibit is an excerpt from March 16, 2017 Testimony Before Senate Select Committee on Education Finance, is part of the legislative history, and this Court can take judicial notice of it. It is publically available at:

http://kslegislature.org/li/b2017_18/committees/cte_spc_select_committee_on_education_finance_1/documents/testimony/20170316_02.pdf.

| Fiscal Year | General State Aid | GSA with 20 mills excluded | Supplemental General State Aid | Bond & Interest State Aid | KPERS State Aid | Capital Outlay State Aid | Special Education State Aid | Total of Major Categories |
|-------------|-------------------|----------------------------|--------------------------------|---------------------------|-----------------|--------------------------|-----------------------------|---------------------------|
| 2006 | 1,875,391 | 1,875,391 | 218,849 | 57,488 | 161,531 | 19,294 | 291,581 | 2,624,134 |
| 2007 | 1,997,937 | 1,997,937 | 268,209 | 63,697 | 192,426 | 20,492 | 334,004 | 2,876,765 |
| 2008 | 2,088,627 | 2,088,627 | 307,861 | 69,128 | 220,813 | 23,087 | 403,274 | 3,112,790 |
| 2009 | 2,179,731 | 2,179,731 | 324,146 | 75,591 | 242,277 | 22,339 | 427,718 | 3,271,802 |
| 2010 | 2,049,132 | 2,049,132 | 336,441 | 87,662 | 196,808 | 0 | 421,600 | 3,091,643 |
| 2011 | 2,103,741 | 2,103,741 | 385,299 | 96,141 | 235,267 | 0 | 441,292 | 3,261,740 |
| 2012 | 1,978,887 | 1,978,887 | 339,212 | 104,778 | 319,991 | 0 | 428,522 | 3,171,390 |
| 2013 | 2,024,793 | 2,024,793 | 339,222 | 111,550 | 284,300 | 0 | 430,426 | 3,190,291 |
| 2014 | 2,041,160 | 2,041,160 | 339,214 | 129,726 | 318,186 | 0 | 428,703 | 3,256,989 |
| 2015 | 2,618,927 | 1,938,025 | 452,257 | 145,009 | 302,784 | 28,927 | 428,361 | 3,976,265 |
| 2016 | 2,587,553 | 1,901,631 | 414,833 | 163,342 | 257,621 | 27,048 | 434,754 | 3,885,151 |
| 2017* | 2,620,056 | 1,938,573 | 470,626 | 181,000 | 241,464 | 58,704 | 434,470 | 4,006,320 |

*FY 2017 data may be estimates, Legislative approved or Governor recommended amounts.

| Fiscal Year | Total (excl. 20 mills) | Total incl. 20 mills) | BSAPP | Unweighted FTE Enrollment | Weighted FTE Enrollment (excl Spec. Ed.) | 20 mills assessed (in thousands) | At Risk Weighted FTE | Bilingual Weighted FTE |
|-------------|------------------------|-----------------------|-------|---------------------------|--|----------------------------------|----------------------|------------------------|
| 2006 | 2,624,134 | 3,121,576 | 4,257 | 448,385.7 | 568,219.5 | 497,442 | 25,969.1 | 4,854.1 |
| 2007 | 2,876,765 | 3,412,620 | 4,316 | 444,878.7 | 591,672.5 | 535,855 | 38,132.5 | 5,574.5 |
| 2008 | 3,112,790 | 3,670,060 | 4,374 | 446,874.0 | 613,463.7 | 557,270 | 52,792.3 | 6,503.7 |
| 2009 | 3,271,802 | 3,845,512 | 4,400 | 447,705.6 | 634,289.7 | 573,710 | 69,365.4 | 6,578.2 |
| 2010 | 3,091,643 | 3,652,155 | 4,012 | 453,362.3 | 655,068.9 | 560,512 | 78,010.4 | 7,959.0 |
| 2011 | 3,261,740 | 3,806,060 | 3,937 | 454,865.7 | 666,084.9 | 544,320 | 81,739.5 | 8,702.7 |
| 2012 | 3,171,390 | 3,725,848 | 3,780 | 456,000.5 | 672,771.3 | 554,458 | 85,137.6 | 8,907.2 |
| 2013 | 3,190,291 | 3,753,044 | 3,838 | 457,896.6 | 676,209.6 | 562,753 | 87,075.5 | 9,249.6 |
| 2014 | 3,256,989 | 3,828,963 | 3,838 | 461,088.3 | 683,317.2 | 571,974 | 89,399.3 | 10,071.8 |
| 2015 | 3,386,388 | 3,976,265 | 3,852 | 463,266.4 | 680,902.1 | 589,877 | 88,122.9 | 10,362.8 |
| 2016 | 3,283,851 | 3,885,151 | 3,852 | 462,594.7 | 685,922.2 | 601,300 | 87,900.3 | 10,765.9 |
| 2017* | 3,388,776 | 4,006,320 | 3,852 | 460,232.7 | 681,483.4 | 617,544 | 86,093.1 | 10,377.2 |

*FY 2017 data may be estimates, Legislative approved or Governor recommended amounts.

Appendix AA:

2005 K.S.A. 46-3402

CHAPTER 46. LEGISLATURE
ARTICLE 34.
2010 COMMISSION

46-3402. [Repealed]
Same; powers and duties.

The commission shall:

(a) Conduct continuous and on-going monitoring of the implementation and operation of the school district finance and quality performance act and other provisions of law relating to school finance and the quality performance accreditation system;

(b) evaluate the school district finance and quality performance act and determine if there is a fair and equitable relationship between the costs of the weighted components and assigned weightings;

(c) determine if existing weightings should be adjusted;

(d) determine if additional school district operations should be weighted;

(e) review the amount of base state aid per pupil and determine if the amount should be adjusted;

(f) evaluate the reform and restructuring components of the act and assess the impact thereof;

(g) evaluate the system of financial support, reform and restructuring of public education in Kansas and in other states to ensure that the Kansas system is efficient and effective;

(h) conduct other studies, as directed by the legislative coordinating council, relating to the improving, reforming or restructuring of the educational system and the financing thereof;

(i) conduct hearings and receive and consider suggestions from teachers, parents, the department of education, the state board of education, other governmental officers and agencies and the general public concerning suggested improvements in the educational system and the financing thereof;

(j) appoint advisory committees when deemed necessary. Such advisory committees shall conduct hearings and seek a wide variety of input from individuals and groups affected by and concerned with the quality, efficiency and cost of public elementary and secondary education in Kansas. Such individuals and groups shall include, but not be limited to, teachers, parents, students, the department of education, the state board of education, other governmental officers and agencies, professional educational organizations and associations, the business community, institutions of higher education, other persons who have an interest in the quality and efficiency of elementary and secondary education in Kansas and members of the general public

interested in the improvement in the state's educational system and the financing thereof. The chairperson of any such advisory committee shall be a member of the 2010 commission;

(k) make any recommendation it deems is necessary to guide the legislature to fulfill goals established by the legislature in meeting its constitutional duties of the legislature to: (A) Provide for intellectual, educational, vocational and scientific improvement in public schools established and maintained by the state; and (B) make suitable provision for the finance of the educational interests of the state;

(l) examine the availability of revenues to ensure adequate funding of elementary and secondary education in the state;

(m) examine school district efficiencies and whether districts are using best practices to deliver a high quality level of services and programs;

(n) examine school district consolidation and impediments thereto;

(o) examine voluntary activities, including extracurricular activities, which affect educational costs;

(p) monitor and evaluate associations and organizations that promote or regulate voluntary or extracurricular activities including, but not limited to, the Kansas state high school activities association;

(q) conduct other studies, as directed by the legislature, relating to the improving, reforming or restructuring of the educational system and the financing thereof;

(r) make and submit annual reports to the legislature on the work of the commission concerning recommendations of the commission relating to the improving, reforming or restructuring of the educational system and the financing thereof and other topics of study directed to the commission by the legislative coordinating council. Such report also shall include recommendations for legislative changes and shall be submitted to the legislature on or before December 31 of each year.

HISTORY: L. 2005, ch. 152, § 8; July 1.

Appendix BB:

Excerpt from May 10,2017 Testimony Before Senate Select

Committee on Education Finance

This testimony is publically available at: http://www.kslegislature.org/li/b2017_18/committees/ctte_spc_select_committee_on_education_finance_1/documents/testimony/20170510_06.pdf. It is appropriate to take judicial notice of this report, and Plaintiffs respectfully request that this Court do so. K.S.A. 60-409(b)(4); K.S.A. 60-412 (c).

1 RANDY WATSON: It's already in the
2 (inaudible.), yes.

3 SENATOR BOYETTE: Right. That takes
4 time.

5 RANDY WATSON: Yes.

6 SENATOR BOYETTE: Which takes resources.

7 RANDY WATSON: Yes.

8 SENATOR BOYETTE: So do you look at
9 having a base, a foundational amount for every
10 student, no matter what other risk everything that
11 there -- there should be so that all these things
12 can take place for that student. If you took what
13 we have right now as a foundational amount, do you
14 see that as enough or do you say --

15 RANDY WATSON: No, it's --

16 SENATOR BOYETTE: It really needs some
17 more to do those things.

18 RANDY WATSON: Well, there's multiple
19 factors in that. But if you simply start with
20 this premise, we have a teacher shortage, right,
21 teacher shortage and we've dropped an average
22 teacher's salary from 37 to 47, there's many
23 factors to that. Money is just one of the many,
24 many factors. We need to draw in more people into
25 this profession and salaries are a part of that,



1 that's base state aid, our foundational layer,
2 whatever we want to call that. The state board
3 and their budget -- illustrated that over two
4 years and I think you have that probably. I know
5 we presented that. So, yes, but if you go -- also
6 what's going to be needed -- what Kansans told us
7 and some of our outcomes, social, emotional
8 growth, school districts are telling us we have
9 more kids in mental health needs severe that we've
10 ever seen. That requires more counselors and
11 social workers. Kansans said they wanted more
12 counselors and social workers working with kids.
13 If we were to scale up enough social workers,
14 counselors and school psychologists at the
15 recommended ratios, it would be 160 million
16 dollars just to target that; and we don't have
17 enough even in the pipeline to go higher. So, so
18 there are targeted ways to do money and there are
19 base state aid and obviously we could present you,
20 you know, we respect your role in doing that and
21 we just give you some ideas and suggestions for
22 that. Hope that -- hope that helps (inaudible.)

23 SENATOR BOYETTE: Thank you.

24 CHAIRMAN DENNING: Senator Kerschen.

25 SENATOR KERSCHEN: Thank you, Mr.



1 Chairman. Thank you for your presentation today.
2 And you mentioned something just a little bit ago
3 about the teachers' component. So in the total
4 funding package what percentage is going to be
5 allocated to teachers? I'll go back to my
6 district and say, okay, we just raised X number of
7 millions of dollars and what's the school district
8 teaching salary (inaudible.) What's going to hand
9 out there so I can say (inaudible.)

10 RANDY WATSON: That's hard to know
11 because local school boards obviously have that;
12 and then what factors into that is how much money
13 they are currently allocating and what percent are
14 they currently allocating for instruction. Also
15 (inaudible) cash reserve but let's just use --
16 let's say you were to give five percent more money
17 -- I'm just picking a number out of the air.
18 Every school district saw their total allocation
19 go up by five percent. I can tell you when we
20 would go out and do budget workshops, when Dale
21 and Craig, and I just kind of tag along and bring
22 the water on that, we would talk about certainly
23 we've got to increase salaries to get those up to
24 be competitive so we drive that market and reward
25 our great teachers. Kansans said we need more



1 counselors and social workers and school psychs,
2 we would hope that you would take a look at that
3 and see if you can start, especially if you're
4 talking a multiple year plan, you know, phasing
5 that in. Also we cut, so look -- in some cases I
6 go to school districts and class size has gone up,
7 maybe you want to add some teachers, right, to
8 drop that class size. Interesting enough, I did a
9 very not scientific at all, I have a group of
10 teachers on a little (inaudible) called
11 (inaudible) and I said if you were to get some
12 more money what would you recommend? What would
13 you want to say to legislators? There wasn't a
14 one that said increase my salary, and these are
15 some of the teachers of the year. They said we
16 need -- we need more teachers and more resources,
17 you know, our counselors, we need to lower the
18 class size. One said I have 28 kids, I can't --
19 they are too diverse. So I think we look at all
20 three of them, salary increases, money to the at
21 risk population in early childhood and counselors
22 and social workers, and then what do we need to
23 replace that got cut in order to monitor that
24 class size? There's a lot of little details in
25 between that -- local school districts are going



Appendix CC:

Data Regarding State Personnel

This data is publically available at: http://datacentral.ksde.org/school_finance_reports.aspx. It is appropriate to take judicial notice of this report, and Plaintiffs respectfully request that this Court do so. K.S.A. 60-409(b)(4); K.S.A. 60-412(c).

**STATE CERTIFIED PERSONNEL
BY PERSONNEL TYPE
PUBLIC SCHOOLS**

| PERSONNEL TYPE | 2016-2017 | 2008-2009 | DIFFERENCE | PERCENT DIFFERENCE |
|--|-----------------------|-----------------|-----------------|--------------------|
| | FULL-TIME EQUIVALENCE | | | |
| | TOTAL | TOTAL | | |
| Superintendent | 250.4 | 264.8 | -14.4 | -5% |
| Assoc./Asst. Superintendents | 79.5 | 91.0 | -11.5 | -13% |
| Administrative Assistants(A) | 38.9 | 62.5 | -23.6 | -38% |
| Principals | 1,181.4 | 1,248.7 | -67.3 | -5% |
| Assistant Principals | 594.3 | 543.7 | 50.6 | 9% |
| Directors/Supervisors Spec. Ed. (B) | 117.8 | 120.8 | -3.0 | -2% |
| Directors/Supervisors of Health | 10.3 | 11.6 | -1.3 | -11% |
| Directors/Supervisors Career/Tech Ed (B) | 19.7 | 13.9 | 5.8 | 42% |
| Instructional Coordinators/Supervisors | 146.8 | 178.4 | -31.6 | -18% |
| All Other Directors/Supervisors (C) | 161.5 | 202.1 | -40.6 | -20% |
| Other Curriculum Specialists | 178.8 | 164.8 | 14.0 | 8% |
| Practical Arts/Career/Tech Ed Teachers | 1,474.2 | 1,282.1 | 192.1 | 15% |
| Special Ed. Teachers (B) | 3,974.6 | 3,958.2 | 16.4 | 0% |
| Prekindergarten Teachers (D) | 589.0 | 461.8 | 127.2 | 28% |
| Kindergarten Teachers | 1,836.7 | 1,776.2 | 60.5 | 3% |
| All Other Teachers | 25,844.6 | 27,128.3 | -1,283.7 | -5% |
| Library Media Specialists (B) | 670.4 | 903.1 | -232.7 | -26% |
| School Counselors | 1,126.7 | 1,169.9 | -43.2 | -4% |
| Clinical or School Psychologists (B) | 375.6 | 387.0 | -11.4 | -3% |
| Nurses (RN or NP only) | 621.4 | 530.9 | 90.5 | 17% |
| Speech Pathologists | 578.4 | 559.7 | 18.7 | 3% |
| Audiologists | 16.9 | 12.7 | 4.2 | 33% |
| School Social Work Services (B) | 426.7 | 341.1 | 85.6 | 25% |
| Reading Specialists/Teachers | 686.6 | 829.3 | -142.7 | -17% |
| Others (specify below) | 458.0 | 292.3 | 165.7 | 57% |
| TOTAL | 41,459.2 | 42,534.9 | -1,075.7 | -3% |

**STATE NONCERTIFIED PERSONNEL
BY PERSONNEL TYPE
PUBLIC SCHOOLS**

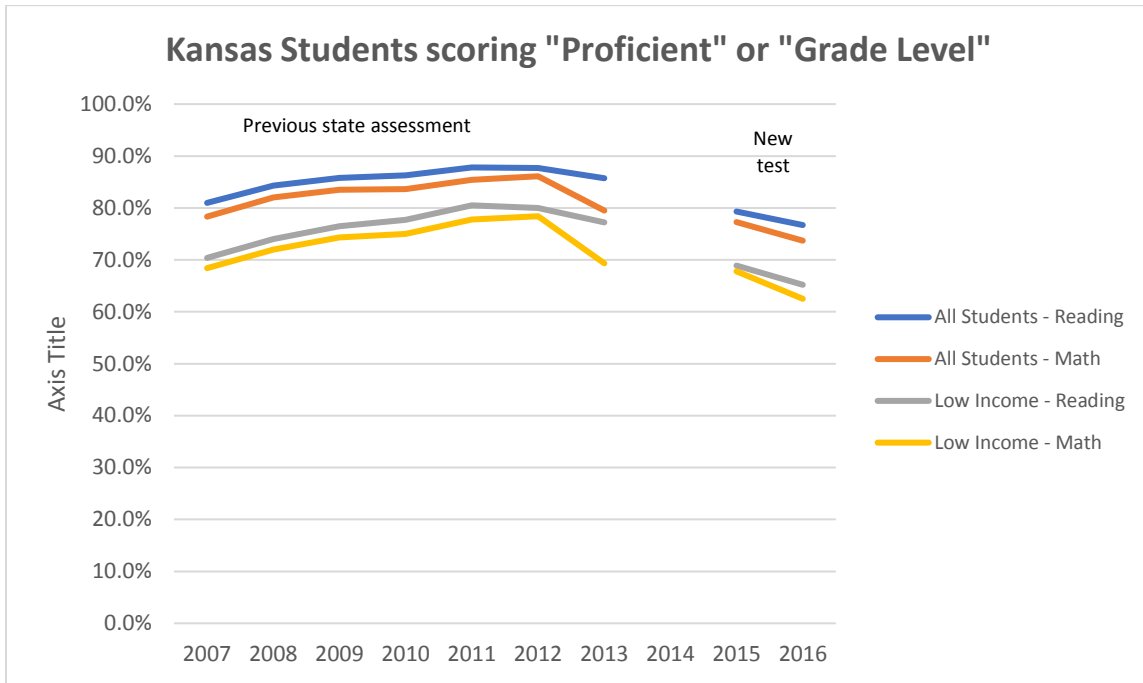
| PERSONNEL TYPE | 2016-2017 | 2008-2009 | DIFFERENCE | PERCENT DIFFERENCE |
|--|-----------------------|-----------------|-----------------|--------------------|
| | FULL-TIME EQUIVALENCE | | | |
| | TOTAL | TOTAL | | |
| Assistant Superintendents | 11.5 | 4.4 | 7.1 | 161% |
| Business Managers | 123.8 | 94.2 | 29.6 | 31% |
| Business Services (A):Directors/Coordinators/Supervisors (B) | 114.5 | 104.5 | 10.0 | 10% |
| Business Services (A):All Other Personnel | 469.7 | 463.8 | 5.9 | 1% |
| Maintenance and Operation:Directors/Coordinators/Supervisors (B) | 385.4 | 391.2 | -5.8 | -1% |
| Maintenance and Operation:All Other Personnel | 4,745.9 | 5,139.7 | -393.8 | -8% |
| Food Service:Directors/Coordinators/Supervisors (B) | 275.0 | 309.2 | -34.2 | -11% |
| Food Service:All Other Personnel | 2,919.3 | 3,131.9 | -212.6 | -7% |
| Transportation:Directors/Coordinators/Supervisors (B) | 162.2 | 166.6 | -4.4 | -3% |
| Transportation:All Other Personnel | 1,783.4 | 1,716.2 | 67.2 | 4% |
| Technology:Directors/Coordinators/Supervisors (B) | 255.1 | 203.0 | 52.1 | 26% |
| Technology:All Other Personnel | 681.1 | 719.9 | -38.8 | -5% |
| Other:Directors/Coordinators/Supervisors (B) | 191.9 | 184.6 | 7.3 | 4% |
| All Other:Attendance Services Staff | 130.5 | 76.1 | 54.4 | 71% |
| All Other:Library Media Aides | 566.2 | 613.4 | -47.2 | -8% |
| All Other:Nurses (LPN or LVN only) | 97.1 | 169.4 | -72.3 | -43% |
| All Other:Security Officers | 160.5 | 157.0 | 3.5 | 2% |
| All Other:Social Services Staff | 120.1 | 79.2 | 40.9 | 52% |
| All Other:Regular Education Teacher Aides | 2,907.7 | 2,937.2 | -29.5 | -1% |
| All Other:Coaching Assistants | 498.2 | 440.9 | 57.3 | 13% |
| All Other:Secretarial/Clerical (Central Admin.) | 651.8 | 824.8 | -173.0 | -21% |
| All Other:Secretarial/Clerical (School Admin.) | 2,128.5 | 2,188.7 | -60.2 | -3% |
| All Other:Secretarial/Clerical (Student Support Service) | 425.7 | 521.2 | -95.5 | -18% |
| All Other:Special Education Paraprofessionals | 6,042.1 | 6,266.0 | -223.9 | -4% |
| All Other:Parents as Teachers | 161.7 | 218.5 | -56.8 | -26% |
| All Other:School Resource Officer | 41.7 | 42.0 | -0.3 | -1% |
| All Other:Others (specify below) | 612.1 | 650.6 | -38.5 | -6% |
| TOTAL | 26,662.7 | 27,814.2 | -1,151.5 | -4% |

| | | | | |
|---|-----------------|-----------------|-----------------|------------|
| Total Certified and Noncertified | 68,121.9 | 70,349.1 | -2,227.2 | -3% |
|---|-----------------|-----------------|-----------------|------------|

Appendix DD:

Kansas Assessment Data Excerpts

This data is publically available at: http://www.kslegislature.org/li/b2017_18/committees/ctte_spc_select_committee_on_education_finance_1/documents/testimony/20170510_05.pdf. It is appropriate to take judicial notice of this report, and Plaintiffs respectfully request that this Court do so. K.S.A. 60-409(b)(4); K.S.A. 60-412(c).



| National Assessment of Education Progress: Percent of All KS Students At Basic or Above | | | | | | | | |
|---|--------------|-----------|--------------|--------------|-----------|-----------|--------------|-------------|
| | 2000/02 | 2003 | 2005 | 2007 | 2009 | 2011 | 2013 | 2015 |
| Fourth Grade Math | 76 | 85 | 88 | 89 | 89 | 90 | 89 | 83 |
| Eighth Grade Math | 76 | 76 | 77 | 81 | 79 | 80 | 79 | 76 |
| Fourth Grade Reading | 68 | 66 | 66 | 72 | 72 | 71 | 71 | 68 |
| Eighth Grade Reading | 81 | 77 | 78 | 81 | 80 | 79 | 78 | 79 |
| Average | 75.25 | 76 | 77.25 | 80.75 | 80 | 80 | 79.25 | 76.5 |